



NORTH DAKOTA AGING SERVICES

MENUS

Fall/Winter Lunch 5 day 2023

Table of Contents

INTRODUCTION.....	3
MENU OVERVIEW	4
MENU BEST PRACTICE GUIDE.....	5
PRINTING RECOMMENDATIONS.....	6
MENU PACKET	7
WEEKATAGLANCE.....	8
RECIPES PER MENU ORDER.....	12
NUTRIENT ANALYSIS.....	203
MONTHLY NUTRIENT ANALYSIS.....	204
DAILY NUTRIENT ANALYSIS.....	205
ALTERNATE MEALS AND RECIPES.....	225
FALL WINTER ALTERNATE MEALS.....	226
FALL WINTER ALTERNATE MEAL RECIPES.....	228
SPRING SUMMER ALTERNATE MEALS	313
SPRING SUMMERALTERNATE MEAL RECIPES.....	315
 <u>APPENDICIES</u>	
MEAL PATTERNS	404
CARBOHYDRATE CONTENT	407
MILK ALTERNATIVES	410
SUBSTITUTION LISTS	412
PRODUCTION GUIDES	419

PLEASE NOTE THAT ALL RECIPES PAGES HAVE THEIR OWN NUMBERING

INTRODUCTION

This menu resource was developed by Dietary Solutions for the North Dakota Department of Health and Human Services, Adult and Aging Services Section under guidelines established by the Older Americans Act (OAA) Nutrition Programs. These menus are designed to be utilized by congregate and home-delivered nutrition program providers to support the goal of reducing hunger and food insecurity, promoting socialization, promoting health and well-being, and delaying adverse health conditions.

Meals approved for this menu provide at least one-third of the recommended Dietary Reference Intakes established by the Food and Nutrition Board of the Institute of Medicine of the National Academy of Sciences and adhere to the 2020-2025 Dietary Guidelines for Americans, issued by the Secretaries of the Departments of Health and Human Services and Agriculture. Adhering to these criteria ensures the meals provided promote good health and meet nutritional needs of the older adults served. Meals are planned to offer a greater variety of vegetables and fruit, whole grains, lean meats/meat alternatives, and low-fat and fat-free dairy while minimizing added sugar and saturated fat. These menus have been created and approved by registered dietitians. Computer-based nutrient analysis has been used to ensure these menus meet nutrient requirements.

These menus are designed to honor preferences of the participants based on feedback solicited from both home-based and congregate meal recipients. Menus are intended to meet ethnic, cultural and food preferences of participants with a focus on the younger 60 plus American while allowing choice in meals served.

Providing healthy meals that are enjoyed and well accepted by the population served are key components of safe and productive living for the Older Americans we serve.

We welcome any feedback including questions, concerns or additional menu and recipe related needs. Contact NDsupport@dietarysolutions.net if we can assist in any way.



MENU OVERVIEW

These menus are based on the 2020-2025 Dietary Guidelines for Americans and Older Americans Act nutrition requirements. Each meal is designed to provide the required 1/3 of the Dietary Reference Intakes (DRIs). This guide details best practices for food purchasing and preparation to ensure the guidelines are met.

Menus Best Practice Guide

Standard Meal Patterns	
ALL MEALS HAVE BEEN EVALUATED NUTRITIONALLY AND MEET REQUIREMENTS OF OAA NUTRITION GUIDELINES	
Meals may be re-ordered as desired throughout the menu cycles	
Substitutions must be a like for like item (ex 1oz WG bread for 1oz WG pasta)	
Desserts are not on the menu frequently. If you choose to provide a small dessert on occasion it is an optional item and above the nutritional requirements for a reimbursable meal	
Beverages	
All meals should offer	8oz milk- to be low-fat (1%) or fat free unflavored
	8oz Coffee or Tea
	8oz Water
Breakfast to include	4oz 100% juice
Fruits	
Canned	Purchase in water or juice (preferred), extra light syrup, or light syrup
Fresh	Fresh fruit may be substituted in place of canned fruit, whole fruit may be used in place of sliced or cubed fruit
Blends	Fruit cups may be substituted for single fruit (Fresh or canned)
Vegetables	
Canned	Purchase with no added salt
Fresh	Local and seasonal fresh vegetables are preferred and may be used in place of canned or frozen
Frozen	Preferred over canned
Blends	Vegetable blends may be substituted for single vegetable or for another vegetable blend
Salads	Should be made with dark green lettuce selections such as romain, kale, spinach and spring mix. Reduced calorie dressings are preferred
Grains	
Portion size	2oz whole grain serving per meal
Products	Bread, cereal, and pasta served should be whole grain
	Desserts may not be counted toward a grain serving
Meats	
Product	Purchase whole muscle or low-fat products
	Purchase low sodium processed meat (ex ham, bacon)
Portion Size	3oz serving size once cooked; may serve over 3oz if needed (example: 4oz chicken breast)
Condiments	
Dressings	Serve reduced calorie
Ketchup, Mustard, etc.	Industry standard products recommended
Mayo, sour cream	Reduced fat is recommended

PRINTING RECOMMENDATIONS

This menu document has been put together in a way that eliminates the need for reprinting standard guidelines and resources.

It is recommended that the introduction, menu overview, and menu packet are printed with each menu. This will provide the week at a glance menu, recipes, and nutritional analysis for the menu to be used by staff preparing and serving the menus.

The alternative menu and appendices should be printed at least once and our recommendation is these are kept in one menu manual for staff use at each location. These items will not change with each new menu distributed. This will eliminate the need to print these sections with each new menu.



MENU PACKET

The Menu Packet contains menus, recipes, and nutrient analysis for the menu. Each meal is planned to meet 1/3 of the DRI's and follow guidelines set by the 2020-2025 Dietary Guidelines for Americans.

The menus and recipes should be printed and used by staff preparing and serving the meals.

Cycle Menu F/W Lunch 5 day 2023 - Week 1

MONDAY		TUESDAY		WEDNESDAY		THURSDAY		FRIDAY	
LUNCH									
BBQ Chicken Breast	3 Oz	House Salad	1 Cup	Beef Stew	1 Cup	Salisbury Steak	3 Oz	Seasoned Pork Roast	3 Oz
Baked Potato	1 whole	Herb Roasted Salmon	3 Oz	Seasoned Green Peas	1/2 Cup	Mushroom Gravy	2 fl. oz	Roasted Red Potatoes	1/2 Cup
Broccoli Spears	1/2 Cup	Herbed Green Beans	1/2 Cup	Chilled Pears	1/2 Cup	Mashed Potatoes	1/2 Cup	Roasted Brussels Sprouts	1/2 Cup
Chilled Mandarin Oranges	1/2 Cup	Peach Crisp	1/2 Cup	Whole Wheat Bread	2 slice	Parslied Carrots	1/2 Cup	Seasonal Fresh Fruit	1 Cup
Whole Wheat Bread	2 slice	Whole Wheat Bread	2 slice	Soft Margarine Cup	2 each	Chilled Fruit Cocktail	1/2 Cup	Wheat Bread	2 slice
Soft Margarine Cup	2 each	Soft Margarine Cup	2 each	1% Milk	8 fl. oz	Whole Wheat Bread	2 slice	Soft Margarine Cup	2 each
Sour Cream	1 each	1.5 oz FF Italian Dressing	1 each			Soft Margarine Cup	2 each	1% Milk	8 fl. oz
1% Milk	8 fl. oz	1% Milk	8 fl. oz			1% Milk	8 fl. oz		

Cycle Menu F/W Lunch 5 day 2023 - Week 2

MONDAY		TUESDAY		WEDNESDAY		THURSDAY		FRIDAY	
LUNCH									
Hamburger on Bun	1 each	Potato Salad	1/2 Cup	Beef Stir Fry	1 Cup	Fish Fillet Sndw on Bun	1 each	Beef Taco Salad	1 each
Mashed Sweet Potatoes	1/2 Cup	Grilled Chicken Breast	3 Oz	Herb Seasoned Orzo Pasta	1/2 Cup	Au Gratin Potatoes	1/2 Cup	Black Bean Salad	1/2 Cup
Corn Cobbette	1 each	Herbed Green Beans	1/2 Cup	Stir Fry Vegetable Blend	1/2 Cup	Cinnamon Applesauce	1/2 Cup	Seasonal Fresh Fruit	1 Cup
Lettuce Tomato Onion	1 each	Chilled Pears	1/2 Cup	Chilled Mandarin Oranges	1/2 Cup	Tartar Sauce	1 each	Tortilla Chips	2 Oz
Chilled Pineapple	1/2 Cup	Whole Wheat Bread	2 slice	Whole Wheat Bread	2 slice	Margarine	1 each	1% Milk	8 fl. oz
Mustard Mayo Ketchup	1 serv	Soft Margarine Cup	2 each	Soft Margarine Cup	2 each	Lettuce Tomato Onion	1 each		
1% Milk	8 fl. oz	1% Milk	8 fl. oz	1% Milk	8 fl. oz	1% Milk	8 fl. oz		

Cycle Menu F/W Lunch 5 day 2023 - Week 3

MONDAY		TUESDAY		WEDNESDAY		THURSDAY		FRIDAY	
LUNCH									
House Salad	1 Cup	House Salad	1 Cup	Braised Pork Chop	3 Oz	Sloppy Joe Filling	1/3 Cup	Stuffed Bell Pepper	1 each
BBQ Beef Shortribs	3 Oz	Chicken Noodle Casserole	1 Cup	Baked Potato	1 whole	Tator Tots	1/2 Cup	Mashed Potatoes	1/2 Cup
Baked Sweet Potato	1 whole	Seasoned Green Peas	1/2 Cup	Brussels Sprouts	1/2 Cup	Peas & Carrots	1/2 Cup	Seasoned Broccoli Florets	1/2 Cup
Seasonal Fresh Fruit	1 Cup	Chilled Applesauce	1/2 Cup	Fresh Honeydew Cubes	1 Cup	Blushing Pears	1/2 Cup	Hot Fruit Compote	1/2 Cup
Wheat Bread	2 slice	Wheat Bread	1 slice	Whole Wheat Bread	2 slice	WW Hamburger Bun	1 each	Whole Wheat Bread	2 slice
Soft Margarine Cup	2 each	Soft Margarine Cup	1 each	Soft Margarine Cup	2 each	Soft Margarine Cup	1 each	Soft Margarine Cup	2 each
Choice of Dressing	1 each	Choice of Dressing	1 each	Sour Cream	1 each	Ketchup Packet	1 each	1% Milk	8 fl. oz
1% Milk	8 fl. oz	1% Milk	8 fl. oz	1% Milk	8 fl. oz	1% Milk	8 fl. oz	1% Milk	8 fl. oz

Cycle Menu F/W Lunch 5 day 2023 - Week 4

MONDAY		TUESDAY		WEDNESDAY		THURSDAY		FRIDAY	
PROVIDER CHOICE		LUNCH							
House Salad	1 Cup	Roast Turkey	3 Oz	House Salad	1 Cup	Stuffed Cabbage Roll In Sauce	1 each	Tuna Noodle Casserole	1 Cup
Stuffed Shells & Sauce	2 each	Poultry Gravy	2 fl. oz	Beef Stroganoff	1 Cup	Mashed Potatoes	1/2 Cup	Mixed Vegetables	1/2 Cup
Seasoned Zucchini	1/2 Cup	Mashed Potatoes	1/2 Cup	Parslied Noodles	1/2 Cup	Herbed Green Beans	1/2 Cup	Banana Split Dessert	1 (2x3)
Seasonal Fresh Fruit	1 Cup	Parslied Carrots	1/2 Cup	Seasoned Broccoli Florets	1/2 Cup	Heavenly Hash	1/2 Cup	Whole Wheat Bread	1 slice
Wheat Bread	1 slice	Chilled Apple Slices	1/2 Cup	Tropical Fruit Mix	1/2 Cup	Whole Wheat Bread	2 slice	Soft Margarine Cup	1 each
Soft Margarine Cup	1 each	Whole Wheat Bread	2 slice	Whole Wheat Bread	1 slice	Soft Margarine Cup	2 each	1% Milk	8 fl. oz
Choice of Dressing	1 each	Soft Margarine Cup	2 each	Soft Margarine Cup	1 each	1% Milk	8 fl. oz		
1% Milk	8 fl. oz	1% Milk	8 fl. oz	Choice of Dressing	1 each				
				1% Milk	8 fl. oz				

*Meals labeled as "Provider Choice" are intended to be served on a one time per month basis.

*Only one labeled meal may be used per month as they vary from the standard nutritional requirements.

*Meals >=1400mg Sodium are considered "Provider Choice"

RECIPES



Please note that minor recipe adjustments may need to be made to accommodate individual site production and operational needs. Recipe instructions do not account for flash freezing and use of blast chillers will impact food storage practices. Internal policies and procedures should be followed for flash freezing and blast chiller use.

TABLE OF CONTENTS

BBQ Chicken Breast Bnls (BBQ Chicken Breast)	10
Potato Baked (Baked Potato)	12
Broccoli Spears f/Frz (Broccoli Spears)	13
Oranges Mandarin Chilled JcPk Cnd (Chilled Mandarin Oranges)	14
Margarine Spread Cup PC (Soft Margarine Cup)	15
Milk 1% 8 flz PC (1% Milk)	16
House Salad (House Salad)	17
Salmon Herb Roasted (Herb Roasted Salmon)	18
Green Beans Herb Frz (Herbed Green Beans)	20
Crisp Peach Hmd (Peach Crisp)	22
Dressing Italian Fat Free PC (FF Italian Dressing)	24
Margarine Spread Cup PC (Soft Margarine Cup)	25
Milk 1% 8 flz PC (1% Milk)	26
Stew Beef w/Tomato (Beef Stew)	27
Peas Green w/Paprika f/Frz (Seasoned Green Peas)	29
Pear Slices JcPk Cnd (Chilled Pears)	30
Margarine Spread Cup PC (Soft Margarine Cup)	31

Milk 1% 8 flz PC (1% Milk)	32
Steak Salisbury f/Hmd Patty (Salisbury Steak)	33
Gravy Mushroom Semi_scratch (Mushroom Gravy) Potato	35
Mashed f/Inst Granules (Mashed Potatoes)	36
Carrot Parsley (Parslied Carrots)	37
Fruit Cocktail f/JcPk (Chilled Fruit Cocktail)	38
Margarine Spread Cup PC (Soft Margarine Cup)	39
Milk 1% 8 flz PC (1% Milk)	40
Pork Roast Seasoned Ckd (Seasoned Pork Roast)	41
Potato Red Roasted Herbed f/Fresh (Roasted Red Potatoes)	42
Brussels Sprouts Roasted f/Fresh (Roasted Brussels Sprouts)	44
Fruit Fresh Fall/Winter (Seasonal Fresh Fruit)	45
Banana Whole Fresh (Banana)	46
Orange Fresh Whole (Fresh Whole Orange)	47
Apple Whole Fresh (Apple Whole Fresh)	48
Bread Wheat (Wheat Bread)	49
Margarine Spread Cup PC (Soft Margarine Cup)	50
Milk 1% 8 flz PC (1% Milk)	51
Hamburger on WW Bun (Hamburger on Bun)	52

Beef Patty Baked (Baked Beef Patty)	53
Bun Hamburger White Wheat RTS (Hamburger Bun)	54
Potato Sweet Mashed f/Cnd (Mashed Sweet Potatoes)	55
Corn Cobbette Frz (Corn Cobbette)	56
Garnish Lettuce Tomato Onion (Lettuce Tomato Onion)	57
Pineapple Chunks Chilled JcPk Cnd (Chilled Pineapple)	58
Condiment Mustard Mayo Ketchup (Mustard Mayo Ketchup)	59
Ketchup PC (Ketchup Packet)	60
Mayonnaise PC (Mayonnaise)	61
Mustard PC (Mustard Pack)	62
Milk 1% 8 flz PC (1% Milk)	63
Potato Salad f/Fresh (Potato Salad)	64
Egg Boiled Hard Whole RTS (Hard Boiled Egg)	66
Chicken Grilled Breast Bnls Sknls (Grilled Chicken Breast)	67
Green Beans Herb Frz (Herbed Green Beans)	69
Pear Slices JcPk Cnd (Chilled Pears)	71
Margarine Spread Cup PC (Soft Margarine Cup)	72
Milk 1% 8 flz PC (1% Milk)	73
Beef Stir Fry f/Cubes & Frz Veg (Beef Stir Fry)	74

Pasta Orzo Seasoned (Herb Seasoned Orzo Pasta)	77
Vegetable Mix Stir Fry (Stir Fry Vegetable Blend)	79
Soup Broth Chicken f/Base (Chicken Broth)	81
Oranges Mandarin Chilled JcPk Cnd (Chilled Mandarin Oranges)	82
Margarine Spread Cup PC (Soft Margarine Cup)	83
Milk 1% 8 flz PC (1% Milk)	84
Fish Fillet Brd on Bun f/RTB (Fish Fillet Sndw on Bun)	85
Fish Fillet Brd for Sndw (Breaded Fish Fillet)	86
Potato Au Gratin f/Dehydrated (Au Gratin Potatoes)	87
Sauce White Hmd (White Sauce)	89
Applesauce Cinnamon JcPk Cnd (Cinnamon Applesauce)	90
Garnish Lettuce Tomato Onion (Lettuce Tomato Onion)	91
Margarine Pat PC (Margarine)	92
Sauce Tartar PC (Tartar Sauce)	93
Milk 1% 8 flz PC (1% Milk)	94
Taco Salad (Beef Taco Salad)	95
Bean Black Salad f/can (Black Bean Salad)	96
Fruit Fresh Fall/Winter (Seasonal Fresh Fruit)	98
Banana Whole Fresh (Banana)	99

Orange Fresh Whole (Fresh Whole Orange)	100
Apple Whole Fresh (Apple Whole Fresh)	101
Chips Tortilla Yellow Bulk (Tortilla Chips)	102
Milk 1% 8 flz PC (1% Milk)	103
House Salad (House Salad)	104
BBQ Beef Shortribs (BBQ Beef Shortribs)	105
Potato Sweet Bkd f/Fresh (Baked Sweet Potato)	106
Fruit Fresh Fall/Winter (Seasonal Fresh Fruit)	107
Banana Whole Fresh (Banana)	108
Orange Fresh Whole (Fresh Whole Orange)	109
Apple Whole Fresh (Apple Whole Fresh)	110
Bread Wheat (Wheat Bread)	111
Dressing Italian LoCal PC (LoCal Italian Dressing)	112
Margarine Spread Cup PC (Soft Margarine Cup)	113
Milk 1% 8 flz PC (1% Milk)	114
House Salad (House Salad)	115
Chicken & Noodles f/Pulled (Chicken Noodle Casserole)	116
Peas Green w/Paprika f/Frz (Seasoned Green Peas)	118
Applesauce JcPk Cnd (Chilled Applesauce)	119

Bread Wheat (Wheat Bread)	120
Dressing Italian LoCal PC (LoCal Italian Dressing)	121
Margarine Spread Cup PC (Soft Margarine Cup)	122
Milk 1% 8 flz PC (1% Milk)	123
Pork Chop Braised f/Bnls (Braised Pork Chop)	124
Potato Baked (Baked Potato)	126
Brussels Sprouts f/Frz (Brussels Sprouts)	127
Melon Honeydew Cubes f/Fresh (Fresh Honeydew Cubes)	128
Margarine Spread Cup PC (Soft Margarine Cup)	129
Milk 1% 8 flz PC (1% Milk)	130
Beef Sloppy Joe Filling f/Tomato Sauce (Sloppy Joe Filling)	131
Potato Tator Tots f/RTB (Tator Tots)	132
Peas & Carrots Seasoned f/Frz (Peas & Carrots)	133
Pear Slices Blushing JcPk Cnd (Blushing Pears)	134
Bun Hamburger Whole Wheat (WW Hamburger Bun)	135
Ketchup PC (Ketchup Packet)	136
Margarine Spread Cup PC (Soft Margarine Cup)	137
Milk 1% 8 flz PC (1% Milk)	138
Beef Stuffed Pepper f/RTB Frz (Stuffed Bell Pepper)	139

Potato Mashed f/Inst Granules (Mashed Potatoes)	140
Broccoli Florets f/Frz (Seasoned Broccoli Florets)	141
Fruit Compote Hot Hmd (Hot Fruit Compote)	142
Margarine Spread Cup PC (Soft Margarine Cup)	144
Milk 1% 8 flz PC (1% Milk)	145
House Salad (House Salad)	146
Pasta Stuffed Shells f/RTB w/Sauce (Stuffed Shells & Sauce)	147
Zucchini Seasoned f/Frz (Seasoned Zucchini)	148
Fruit Fresh Fall/Winter (Seasonal Fresh Fruit)	149
Banana Whole Fresh (Banana)	150
Orange Fresh Whole (Fresh Whole Orange)	151
Apple Whole Fresh (Apple Whole Fresh)	152
Bread Wheat (Wheat Bread)	153
Dressing Italian LoCal PC (LoCal Italian Dressing)	154
Margarine Spread Cup PC (Soft Margarine Cup)	155
Milk 1% 8 flz PC (1% Milk)	156
Turkey Roast f/Bnls (Roast Turkey)	157
Gravy Poultry Hmd (Poultry Gravy)	158
Potato Mashed f/Inst Granules (Mashed Potatoes)	160

Carrot Parsley (Parslied Carrots)	161
Apple Slices f/Fresh (Chilled Apple Slices)	162
Margarine Spread Cup PC (Soft Margarine Cup)	163
Milk 1% 8 flz PC (1% Milk)	164
House Salad (House Salad)	165
Beef Stroganoff f/Cubes (Beef Stroganoff)	166
Noodles Parslied (Parslied Noodles)	168
Broccoli Florets f/Frz (Seasoned Broccoli Florets)	170
Dressing Italian LoCal PC (LoCal Italian Dressing)	171
Margarine Spread Cup PC (Soft Margarine Cup)	172
Milk 1% 8 flz PC (1% Milk)	173
Cabbage Roll Stuffed in Sauce f/RTB (Stuffed Cabbage Roll In Sauce)	174
Cabbage Roll Beef Stuffed RTC (Beef Stuffed Cabbage Roll)	175
Potato Mashed f/Inst Granules (Mashed Potatoes)	176
Green Beans Herb Frz (Herbed Green Beans)	177
Fruit Heavenly Hash (Heavenly Hash)	179
Banana Whole Fresh (Banana)	180
Margarine Spread Cup PC (Soft Margarine Cup)	181
Milk 1% 8 flz PC (1% Milk)	182

Tuna Noodle Casserole (Tuna Noodle Casserole)	183
Vegetable Mix 4 Way Blend (Mixed Vegetables)	185
Banana Split Dessert (Banana Split Dessert)	186
Banana Whole Fresh (Banana)	188
Margarine Spread Cup PC (Soft Margarine Cup)	189
Milk 1% 8 flz PC (1% Milk)	190

BBQ Chicken Breast Bnls (BBQ Chicken Breast)



Health & Human Services



COOK TIME	COOK TEMP	COOK METHOD	SERVING SIZE	ALLERGENS
60 Min	350.0 °F	Bake	3 Oz	ⓘ Contains: AllergenSulphites, Chicken, Tomato, AllergenWheat, AllergenSoy, Mustard, Garlic

NUTRIENTS PER SERVING					
CALORIES	CARBOHYDRATES	PROTEIN	TOTAL FAT	CALCIUM	SODIUM
130 kcal	7 g	20 g	2.5 g	10 mg	200 mg

INGREDIENTS	SERVINGS 10	SERVINGS 25	SERVINGS 50	SERVINGS 100	PREPARATION STEP
1					WASH HANDS before beginning preparation & SANITIZE surfaces & equipment.
2 Chicken, Breast Bnls Sknls Large	2 lb 10 Oz	6 lb 8 Oz	13 lb	26 lb	Place Chicken on baking sheets.
3 Sauce, BBQ	2/3 Cup	1 1/2 Cup	3 1/8 Cup	1 1/2 Qt	Pour Barbecue Sauce over Chicken.
4					Bake 45-60 min in 350F.
5					For Whole, Cut, or Ground Poultry (e.g., Chicken, Turkey, Duck): Cook to internal temp of 165F/74C held for 15 sec.
6					CCP -- Maintain: Product held at >135F/57C Temperature should be taken every 2 hours during holding. *Maintaining at the proper temperature will present no food safety issue; long hot holding times can affect food quality.
7					CCP -- Cool: Product must reach 135F/57C to 70F/21C within 2 hrs and 70F/21C to 40F/4C within 4 hrs.

BBQ Chicken Breast Bnls (BBQ Chicken Breast)



Health & Human Services



	INGREDIENTS	SERVINGS 10	SERVINGS 25	SERVINGS 50	SERVINGS 100	PREPARATION STEP
8						CCP -- Reheat: To internal temperature of 165F/74C held for at least 15 seconds.
9						Cook Time: 45-60 min

Potato Baked (Baked Potato)

COOK TEMP	COOK METHOD	SERVING UTENSIL	SERVING SIZE	ALLERGENS
350.0 °F	Bake	Tongs	1 whole	⚠️ Contains: Potatoes

NUTRIENTS PER SERVING					
CALORIES	CARBOHYDRATES	PROTEIN	TOTAL FAT	CALCIUM	SODIUM
170 kcal	40 g	4 g	0 g	10 mg	10 mg

INGREDIENTS	SERVINGS 10	SERVINGS 25	SERVINGS 50	SERVINGS 100	PREPARATION STEP
1 Potato, Russet/Baking Fresh	10 each	25 each	50 each	100 each	WASH HANDS before beginning preparation. SANITIZE surfaces & equipment. Place Potatoes on baking sheet, puncture with fork several times to allow steam to escape. Bake until fork tender. Cut a lengthwise slit in Potatoes prior to serving.
2					CCP -- Maintain >140F/60C. Temperature should be taken every 2 hours during holding. *Maintaining at the proper temperature will present no food safety issue; long hot holding times can affect food quality. Refer to local or regional public health regulations for specific times. CCP -- Cool: Product must reach 140F/60C to 70F/21C within 2 hrs and 70F/21C to 40F/4C within 4 hrs. CCP -- Reheat: To internal temp of 165F/74C held 15 sec within 2 hrs - one time only.
3					Cook Time: 60-90 min

Broccoli Spears f/Frz (Broccoli Spears)

COOK TIME	COOK METHOD	SERVING SIZE	ALLERGENS
5 Min	Steam	1/2 Cup	Ⓢ Contains: AllergenSoy, Broccoli, AllergenMilk

NUTRIENTS PER SERVING					
CALORIES	CARBOHYDRATES	PROTEIN	TOTAL FAT	CALCIUM	SODIUM
50 kcal	7 g	4 g	2 g	75 mg	45 mg

INGREDIENTS	SERVINGS 10	SERVINGS 25	SERVINGS 50	SERVINGS 100	PREPARATION STEP
1 Broccoli, Spears Frz	2 lb 8 Oz	6 lb 4 Oz	12 lb 8 Oz	25 lb	WASH HANDS before beginning preparation. SANITIZE surfaces & equipment. Arrange partially thawed Broccoli Spears all in one direction in cooking pans. Steam for 4 minutes or until tender. Add Seasoning and mix well. CCP - Maintain >140F for only 4 hrs.
Margarine, Solids	1 Tbsp 2 tsp	1/4 Cup	1/2 Cup	1.0 Cup	
Parsley, Dried	3/4 tsp	1 1/2 tsp	1 Tbsp	2 Tbsp	
2					CCP - Cool: Product must reach 140F to 70F within 2 hrs and 70F to 40F within 4 hrs. CCP - Reheat: To internal temp of 165F held 15 sec within 1 hr - one time only.

Oranges Mandarin Chilled JcPk Cnd (Chilled Mandarin Oranges)



Health & Human Services



COOK METHOD	SERVING UTENSIL	SERVING SIZE	ALLERGENS
Chill	4z Spoodle	1/2 Cup	ⓘ Contains: Citrus

NUTRIENTS PER SERVING					
CALORIES	CARBOHYDRATES	PROTEIN	TOTAL FAT	CALCIUM	SODIUM
45 kcal	12 g	1 g	0 g	20 mg	10 mg

INGREDIENTS	SERVINGS 10	SERVINGS 25	SERVINGS 50	SERVINGS 100	INGREDIENT PREP	PREPARATION STEP
1						WASH HANDS before beginning preparation & SANITIZE surfaces & equipment.
2 Orange, Mandarin JcPk	1 1/4 Qt	3 1/8 Qt	1 Gal 4 Cup	3 Gal 1 Cup	Drained	Serve according to portion size.
3						CCP -- Maintain <40F/4C.

Margarine Spread Cup PC (Soft Margarine Cup)

SERVING SIZE	ALLERGENS
2 each	ⓘ Contains: AllergenMilk

NUTRIENTS PER SERVING					
CALORIES	CARBOHYDRATES	PROTEIN	TOTAL FAT	CALCIUM	SODIUM
50 kcal	0 g	0 g	6 g	0 mg	65 mg

INGREDIENTS	SERVINGS 10	SERVINGS 25	SERVINGS 50	SERVINGS 100	PREPARATION STEP
1					WASH HANDS before beginning preparation & SANITIZE surfaces & equipment.
2					Portion according to serving size.

Milk 1% 8 flz PC (1% Milk)

SERVING SIZE	ALLERGENS
8 fl. oz	ⓘ Contains: AllergenMilk

NUTRIENTS PER SERVING					
CALORIES	CARBOHYDRATES	PROTEIN	TOTAL FAT	CALCIUM	SODIUM
100 kcal	13 g	9 g	2.5 g	350 mg	110 mg

INGREDIENTS	SERVINGS 10	SERVINGS 25	SERVINGS 50	SERVINGS 100	PREPARATION STEP
1					WASH HANDS before beginning preparation & SANITIZE surfaces & equipment.
2					Portion according to serving size.
3					CCP -- Maintain <40F/4C.

House Salad (House Salad)

COOK METHOD	SERVING SIZE	ALLERGENS
Chill	1 Cup	ⓘ Contains: Cucumber, Tomato

NUTRIENTS PER SERVING					
CALORIES	CARBOHYDRATES	PROTEIN	TOTAL FAT	CALCIUM	SODIUM
25 kcal	6 g	2 g	0 g	40 mg	15 mg

	INGREDIENTS	SERVINGS 10	SERVINGS 25	SERVINGS 50	SERVINGS 100	INGREDIENT PREP	PREPARATION STEP
1	Lettuce, Iceberg	0.8 head	2 head	4 head	8 head	Diced	WASH HANDS before beginning preparation. SANITIZE surfaces & equipment. Place 1cup Lettuce in serving bowl or plate. Top with Tomatoes and Cucumbers.
	Lettuce, Romaine Fresh	14.5 Oz	2 lb 4 Oz	4 lb 8 Oz	9 lb	Diced	
	Tomato, Grape Fresh	1 2/3 Cup	1 Qt	2 Qt	1 Gal		
	Cucumber, Fresh	9.5 Oz	1 lb 8 Oz	3 lb	6 lb	Peeled & Sliced	

Salmon Herb Roasted (Herb Roasted Salmon)



Health & Human Services



COOK TIME	COOK TEMP	COOK-END TEMP	COOK METHOD	SERVING UTENSIL	SERVING SIZE	ALLERGENS
20 Min	425.0 °F	145 °F	Roast	Spatula	3 Oz	ⓘ Contains: AllergenSoy, AllergenFish, Citrus, AllergenMilk

NUTRIENTS PER SERVING						
CALORIES	CARBOHYDRATES	PROTEIN	TOTAL FAT	CALCIUM	SODIUM	
120 kcal	2 g	13 g	8 g	20 mg	60 mg	

INGREDIENTS	SERVINGS 10	SERVINGS 25	SERVINGS 50	SERVINGS 100	INGREDIENT PREP	PREPARATION STEP
1						WASH HANDS before beginning preparation & SANITIZE surfaces & equipment.
Salmon, Fillet Raw	1 lb 14 Oz	4 lb 11 Oz	9 lb 6 Oz	18 lb 12 Oz		Place salmon on baking pan. Combine remaining ingredients and brush over fish.
Margarine, Solids	3 Tbsp 1 tsp	1/2 Cup	1 Cup	2 Cup	Melted	
Juice, Lemon RTS	2 tsp	1 Tbsp 2 tsp	3 Tbsp 1 tsp	1/2 Cup		
Lemon, Zest	2/3 Cup	1 1/2 Cup	3 1/8 Cup	1 1/2 Qt		
Chives, Fresh	1 Tbsp 1 tsp	3 Tbsp	1/3 Cup	3/4 Cup	Chopped	
Dill, Fresh	1 Tbsp 1 tsp	3 Tbsp	1/3 Cup	3/4 Cup	Chopped	
3						Fish: Cook to internal temp of 145F/63C held for 15 sec.

Salmon Herb Roasted (Herb Roasted Salmon)



Health & Human Services



	INGREDIENTS	SERVINGS 10	SERVINGS 25	SERVINGS 50	SERVINGS 100	INGREDIENT PREP	PREPARATION STEP
4							CCP -- Maintain: Product held at >135F/57C Temperature should be taken every 2 hours during holding. *Maintaining at the proper temperature will present no food safety issue; long hot holding times can affect food quality.
5							CCP -- Cool: Product must reach 135F/57C to 70F/21C within 2 hrs and 70F/21C to 40F/4C within 4 hrs.
6							CCP -- Reheat: To internal temperature of 165F/74C held for at least 15 seconds.

Green Beans Herb Frz (Herbed Green Beans)



Health & Human Services



COOK TIME	COOK METHOD	SERVING SIZE	ALLERGENS
10 Min	Steam	1/2 Cup	ⓘ Contains: AllergenMilk, AllergenSoy, Beans/Legumes

NUTRIENTS PER SERVING					
CALORIES	CARBOHYDRATES	PROTEIN	TOTAL FAT	CALCIUM	SODIUM
35 kcal	6 g	2 g	1.5 g	40 mg	15 mg

INGREDIENTS	SERVINGS 10	SERVINGS 25	SERVINGS 50	SERVINGS 100	PREPARATION STEP
1 Green Beans, Cut Frz	2 lb	5 lb	10 lb	20 lb	WASH HANDS before beginning preparation & SANITIZE surfaces & equipment.
Margarine, Solids	1 Tbsp	2 Tbsp 2 tsp	1/3 Cup	2/3 Cup	Steam or boil vegetables until tender. (8-10 minutes)
Pepper, Black Ground	1/4 tsp	1/2 tsp	1 tsp	2 tsp	
2 Basil, Dried Leaves	1/4 tsp	3/4 tsp	1 1/2 tsp	1 Tbsp	
Rosemary, Dried Whole	1/4 tsp	3/4 tsp	1 1/2 tsp	1 Tbsp	
Paprika	1/4 tsp	1/2 tsp	1 tsp	2 tsp	
3					Add seasonings and mix well.

Green Beans Herb Frz (Herbed Green Beans)

	INGREDIENTS	SERVINGS 10	SERVINGS 25	SERVINGS 50	SERVINGS 100	PREPARATION STEP
4						CCP -- Maintain: Product held at >135F/57C Temperature should be taken every 2 hours during holding. *Maintaining at the proper temperature will present no food safety issue; long hot holding times can affect food quality.
5						CCP -- Cool: Product must reach 135F/57C to 70F/21C within 2 hrs and 70F/21C to 40F/4C within 4 hrs.
6						CCP -- Reheat: To internal temperature of 165F/74C held for at least 15 seconds.

Crisp Peach Hmd (Peach Crisp)

COOK TIME	COOK TEMP	COOK METHOD	SERVING SIZE	ALLERGENS
45 Min	350.0 °F	Bake	1/2 Cup	ⓘ Contains: AllergenWheat, Cinnamon, AllergenSoy, Citrus, AllergenMilk, Peach

NUTRIENTS PER SERVING					
CALORIES	CARBOHYDRATES	PROTEIN	TOTAL FAT	CALCIUM	SODIUM
200 kcal	37 g	3 g	6 g	30 mg	55 mg

INGREDIENTS	SERVINGS 10	SERVINGS 25	SERVINGS 50	SERVINGS 100	PREPARATION STEP
1					WASH HANDS before beginning preparation & SANITIZE surfaces & equipment.
2 Peaches, Sliced JcPk	1 1/2 Qt	3 3/4 Qt	1 Gal 5 Cup	3 Gal 5 Cup	Mix sugar, lemon juice and fruit. Pour into baking pans.
Sugar, Granulated Bulk	1/4 Cup	2/3 Cup	1 1/4 Cup	2 1/2 Cup	
Juice, Lemon RTS	1 1/2 tsp	1 Tbsp 1 tsp	2 Tbsp 2 tsp	1/3 Cup	
3 Margarine, Solids	1/3 Cup	3/4 Cup	1 1/2 Cup	3 1/8 Cup	Combine remaining ingredients and mix until crumbly. Spread evenly over fruit. Bake, checking periodically to avoid excess browning.
Flour, All Purpose	1/3 Cup	3/4 Cup	1 1/2 Cup	3 1/8 Cup	
Sugar, Brown Light	1/3 Cup	3/4 Cup	1 1/2 Cup	3 1/8 Cup	
Cinnamon, Ground	1 1/2 tsp	1 Tbsp 1 tsp	2 Tbsp 2 tsp	1/3 Cup	

Crisp Peach Hmd (Peach Crisp)



Health & Human Services



INGREDIENTS	SERVINGS 10	SERVINGS 25	SERVINGS 50	SERVINGS 100	PREPARATION STEP
Cereal, Oatmeal Quick	2/3 Cup	1 1/2 Cup	3 1/8 Cup	1 1/2 Qt	
4					CCP -- Maintain: Product held at >135F/57C Temperature should be taken every 2 hours during holding. *Maintaining at the proper temperature will present no food safety issue; long hot holding times can affect food quality.
5					CCP -- Cool: Product must reach 135F/57C to 70F/21C within 2 hrs and 70F/21C to 40F/4C within 4 hrs.
6					CCP -- Reheat: To internal temperature of 165F/74C held for at least 15 seconds.
7					Note: To serve chilled maintain <40F/4C.

Dressing Italian Fat Free PC (FF Italian Dressing)

SERVING SIZE	ALLERGENS
1 each	ⓘ Contains: Allergen Sulphites

NUTRIENTS PER SERVING					
CALORIES	CARBOHYDRATES	PROTEIN	TOTAL FAT	CALCIUM	SODIUM
20 kcal	4 g	0 g	0 g	20 mg	490 mg

INGREDIENTS	SERVINGS 10	SERVINGS 25	SERVINGS 50	SERVINGS 100	PREPARATION STEP
1					WASH HANDS before beginning preparation & SANITIZE surfaces & equipment.
2					Portion according to serving size.

Margarine Spread Cup PC (Soft Margarine Cup)

SERVING SIZE	ALLERGENS
2 each	ⓘ Contains: AllergenMilk

NUTRIENTS PER SERVING					
CALORIES	CARBOHYDRATES	PROTEIN	TOTAL FAT	CALCIUM	SODIUM
50 kcal	0 g	0 g	6 g	0 mg	65 mg

INGREDIENTS	SERVINGS 10	SERVINGS 25	SERVINGS 50	SERVINGS 100	PREPARATION STEP
1					WASH HANDS before beginning preparation & SANITIZE surfaces & equipment.
2					Portion according to serving size.

Milk 1% 8 flz PC (1% Milk)

SERVING SIZE	ALLERGENS
8 fl. oz	ⓘ Contains: AllergenMilk

NUTRIENTS PER SERVING					
CALORIES	CARBOHYDRATES	PROTEIN	TOTAL FAT	CALCIUM	SODIUM
100 kcal	13 g	9 g	2.5 g	350 mg	110 mg

INGREDIENTS	SERVINGS 10	SERVINGS 25	SERVINGS 50	SERVINGS 100	PREPARATION STEP
1					WASH HANDS before beginning preparation & SANITIZE surfaces & equipment.
2					Portion according to serving size.
3					CCP -- Maintain <40F/4C.

Stew Beef w/Tomato (Beef Stew)



Health & Human Services



COOK METHOD	SERVING SIZE	ALLERGENS
Simmer	1 Cup	ⓘ Contains: AllergenSoy, AllergenWheat, Carrots, Onion, Corn, Beef, Celery, Potatoes, Tomato

NUTRIENTS PER SERVING					
CALORIES	CARBOHYDRATES	PROTEIN	TOTAL FAT	CALCIUM	SODIUM
190 kcal	22 g	20 g	3.5 g	75 mg	300 mg

INGREDIENTS	SERVINGS 10	SERVINGS 25	SERVINGS 50	SERVINGS 100	INGREDIENT PREP	PREPARATION STEP
1 Beef, Cubes Raw	2 lb 1 Oz	5 lb 2 Oz	10 lb 4 Oz	20 lb 7 Oz		WASH HANDS before beginning preparation. SANITIZE surfaces & equipment. Brown Beef in kettle or heavy roasting pan.
2 Tomato, Diced Cnd	1.0 Cup	2 1/4 Cup	1 1/8 Qt	2 1/4 Qt	Ground	Add Tomatoes, Spices, Sauce, Beef Base and Water to above. Bring to boil. Cover and simmer for approximately 1 hr. to *internal temp >155F for 15 sec.
	Bay Leaf, Whole	1/8 tsp	1/4 tsp	1/2 tsp	1 1/8 tsp	
	Pepper, Black Ground	1/8 tsp	1/4 tsp	1/2 tsp	1 1/8 tsp	
	Sauce, Soy Bulk LS	1 Tbsp 1 tsp	3 Tbsp 1 tsp	1/2 Cup	3/4 Cup	
	Base, Beef Paste LS G-F	1 Tbsp 1 tsp	3 Tbsp 1 tsp	1/2 Cup	3/4 Cup	
Water, Tap	2 3/4 Cup	1 3/4 Qt	3 1/2 Qt	1 Gal 4 Cup		

Stew Beef w/Tomato (Beef Stew)

	INGREDIENTS	SERVINGS 10	SERVINGS 25	SERVINGS 50	SERVINGS 100	INGREDIENT PREP	PREPARATION STEP
3	Flour, All Purpose	2 Oz	4.5 Oz	9 Oz	1 lb 2 Oz		Combine Flour and Water. Add to boiling Beef Cube Base. Simmer for 5 min. to thicken.
	Water, Tap	1/3 Cup	3/4 Cup	1 2/3 Cup	3 1/3 Cup		
4	Potato, Red Fresh	14.5 Oz	2 lb 4 Oz	4 lb 9 Oz	9 lb 1 Oz	Quartered	Cook Vegetables 8-10 min in a minimum amount of boiling Water or 5-8 min in steamer. Drain thoroughly. Add to above. Return to boil and simmer for 5 min. Pour 6 qts. of Beef Stew into each steamtable pan.
	Carrot, Fresh	11 Oz	1 lb 11 Oz	3 lb 7 Oz	6 lb 13 Oz	Diced	
	Celery, Fresh	11 Oz	1 lb 11 Oz	3 lb 7 Oz	6 lb 13 Oz	Diced	
	Onion, Yellow	11 Oz	1 lb 11 Oz	3 lb 7 Oz	6 lb 13 Oz	Diced	
5							CCP -- Hold at 140F for only 4 hrs.
6							CCP -- Cool: Product must reach 140F to 70F within 2 hrs and 70F to 40F within 4 hrs.
7							CCP -- Reheat: To internal temp of 165F held 15 sec within 1 hr - one time only.

Peas Green w/Paprika f/Frz (Seasoned Green Peas)

COOK TIME	COOK METHOD	SERVING SIZE	ALLERGENS
6 Min	Steam	1/2 Cup	⚠️ Contains: AllergenSoy, Peas, AllergenMilk

NUTRIENTS PER SERVING					
CALORIES	CARBOHYDRATES	PROTEIN	TOTAL FAT	CALCIUM	SODIUM
90 kcal	13 g	5 g	2 g	30 mg	115 mg

INGREDIENTS	SERVINGS 10	SERVINGS 25	SERVINGS 50	SERVINGS 100	PREPARATION STEP
1					WASH HANDS before beginning preparation & SANITIZE surfaces & equipment.
2					Steam or boil peas until tender. Add seasonings and mix well.
Peas, Green Frz	2 lb	5 lb	10 lb	20 lb	
Margarine, Solids	1 Tbsp 2 tsp	1/4 Cup	1/2 Cup	1 Cup	
Paprika	1/2 tsp	1 tsp	2 tsp	1 Tbsp 1 tsp	
3					CCP -- Maintain: Product held at >135F/57C Temperature should be taken every 2 hours during holding. *Maintaining at the proper temperature will present no food safety issue; long hot holding times can affect food quality.
4					CCP -- Cool: Product must reach 135F/57C to 70F/21C within 2 hrs and 70F/21C to 40F/4C within 4 hrs.
5					CCP -- Reheat: To internal temperature of 165F/74C held for at least 15 seconds.

Pear Slices JcPk Cnd (Chilled Pears)

COOK METHOD	SERVING SIZE	ALLERGENS
Chill	1/2 Cup	ⓘ Contains: Pear

NUTRIENTS PER SERVING					
CALORIES	CARBOHYDRATES	PROTEIN	TOTAL FAT	CALCIUM	SODIUM
60 kcal	17 g	0 g	0 g	20 mg	10 mg

INGREDIENTS	SERVINGS 10	SERVINGS 25	SERVINGS 50	SERVINGS 100	INGREDIENT PREP	PREPARATION STEP
1						WASH HANDS before beginning preparation & SANITIZE surfaces & equipment.
2 Pears, Sliced JcPk	1 1/4 Qt	3 1/4 Qt	1 Gal 4 Cup	3 Gal 1 Cup	Drained	Serve according to portion size.
3						CCP -- Maintain <40F/4C

Margarine Spread Cup PC (Soft Margarine Cup)

SERVING SIZE	ALLERGENS
2 each	ⓘ Contains: AllergenMilk

NUTRIENTS PER SERVING					
CALORIES	CARBOHYDRATES	PROTEIN	TOTAL FAT	CALCIUM	SODIUM
50 kcal	0 g	0 g	6 g	0 mg	65 mg

INGREDIENTS	SERVINGS 10	SERVINGS 25	SERVINGS 50	SERVINGS 100	PREPARATION STEP
1					WASH HANDS before beginning preparation & SANITIZE surfaces & equipment.
2					Portion according to serving size.

Milk 1% 8 flz PC (1% Milk)

SERVING SIZE	ALLERGENS
8 fl. oz	ⓘ Contains: AllergenMilk

NUTRIENTS PER SERVING					
CALORIES	CARBOHYDRATES	PROTEIN	TOTAL FAT	CALCIUM	SODIUM
100 kcal	13 g	9 g	2.5 g	350 mg	110 mg

INGREDIENTS	SERVINGS 10	SERVINGS 25	SERVINGS 50	SERVINGS 100	PREPARATION STEP
1					WASH HANDS before beginning preparation & SANITIZE surfaces & equipment.
2					Portion according to serving size.
3					CCP -- Maintain <40F/4C.

Steak Salisbury f/Hmd Patty (Salisbury Steak)



Health & Human Services



COOK TIME	COOK TEMP	COOK-END TEMP	COOK METHOD	SERVING SIZE	ALLERGENS
35 Min	325.0 °F	160 °F	Bake	3 Oz	ⓘ Contains: Onion, Garlic, AllergenWheat, AllergenMilk, Beef

NUTRIENTS PER SERVING					
CALORIES	CARBOHYDRATES	PROTEIN	TOTAL FAT	CALCIUM	SODIUM
220 kcal	5 g	15 g	16 g	40 mg	230 mg

INGREDIENTS	SERVINGS 10	SERVINGS 25	SERVINGS 50	SERVINGS 100	INGREDIENT PREP	PREPARATION STEP
1						WASH HANDS before beginning preparation & SANITIZE surfaces & equipment.
Onion, Yellow	1/3 Cup	1 Cup	2 Cup	1 Qt	Chopped Fine	Mix all ingredients in mixer. Avoid over mixing. CCP -- Maintain <40F/4C until ready to bake.
Bread Crumbs, Plain	1/3 Cup	1 Cup	2 Cup	1 Qt		
Milk, 2% Bulk	1/3 Cup	1 Cup	2 Cup	1 Qt		
2 Salt, Iodized	1/2 tsp	1 1/2 tsp	1 Tbsp	2 Tbsp		
Pepper, Black Ground	1/2 tsp	1 tsp	2 tsp	1 Tbsp 1 tsp		
Garlic, Powder	1/4 tsp	3/4 tsp	1 1/2 tsp	1 Tbsp		
Beef, Ground 80-85/20-15 Raw	2 lb 6 Oz	6 lb	12 lb	24 lb		

Steak Salisbury f/Hmd Patty (Salisbury Steak)



Health & Human Services



	INGREDIENTS	SERVINGS 10	SERVINGS 25	SERVINGS 50	SERVINGS 100	INGREDIENT PREP	PREPARATION STEP
3							Portion 1/4 cup for each patty into baking pans and flatten slightly. CCP -- Maintain <40F/4C if not baking immediately. Bake at for 25-35 min. Transfer to steam table pans, overlapping slightly.
4							For Ground Meat (Beef, Pork, Veal, Lamb) and Meat Mixtures: Cook to internal temp of 160F/71C held for 3 minutes.
5							CCP -- Maintain: Product held at >135F/57C Temperature should be taken every 2 hours during holding. *Maintaining at the proper temperature will present no food safety issue; long hot holding times can affect food quality.
6							CCP -- Cool: Product must reach 135F/57C to 70F/21C within 2 hrs and 70F/21C to 40F/4C within 4 hrs.
7							CCP -- Reheat: To internal temperature of 165F/74C held for at least 15 seconds.

Gravy Mushroom Semi_scratch (Mushroom Gravy)

COOK TEMP	COOK METHOD	SERVING SIZE	ALLERGENS
0.0 °F	Cook	2 fl. oz	ⓘ Contains: AllergenMilk, Mushroom, AllergenWheat, AllergenSoy

NUTRIENTS PER SERVING					
CALORIES	CARBOHYDRATES	PROTEIN	TOTAL FAT	CALCIUM	SODIUM
40 kcal	5 g	2 g	2 g	40 mg	115 mg

INGREDIENTS	SERVINGS 10	SERVINGS 25	SERVINGS 50	SERVINGS 100	INGREDIENT PREP	PREPARATION STEP
1 Soup, Cream of Mushroom Cnd Cond LS	1 lb 1 Oz	2 lb 10 Oz	5 lb 3 Oz	10 lb 6 Oz		WASH HANDS before beginning preparation & SANITIZE surfaces & equipment.
2 Milk, 2% Bulk	2/3 Cup	1 2/3 Cup	3 1/3 Cup	1 3/4 Qt		Combine soup and Milk. Add to Flour. Cook and stir until smooth; about 10 min. *Maintain >140F.
3 Mushrooms, Pieces Cnd	8 Oz	1 lb 4 Oz	2 lb 8 Oz	5 lb	Drained	Stir in Mushrooms and cook to *internal temp >165F for 15 sec.
4						CCP -- Maintain: Product held at >135F/57C Temperature should be taken every 2 hours during holding. *Maintaining at the proper temperature will present no food safety issue; long hot holding times can affect food quality.
5						CCP -- Cool: Product must reach 135F/57C to 70F/21C within 2 hrs and 70F/21C to 40F/4C within 4 hrs.
6						CCP -- Reheat: To internal temperature of 165F/74C held for at least 15 seconds.

Potato Mashed f/Inst Granules (Mashed Potatoes)

COOK METHOD	SERVING SIZE	ALLERGENS
Make	1/2 Cup	ⓘ Contains: Potatoes, AllergenSoy, AllergenMilk

NUTRIENTS PER SERVING					
CALORIES	CARBOHYDRATES	PROTEIN	TOTAL FAT	CALCIUM	SODIUM
110 kcal	24 g	3 g	1.5 g	20 mg	125 mg

INGREDIENTS	SERVINGS 10	SERVINGS 25	SERVINGS 50	SERVINGS 100	INGREDIENT PREP	PREPARATION STEP
1 Water, Tap	3.0 Cup	1 3/4 Qt	3 1/2 Qt	1 Gal 5 Cup	Boiled	WASH HANDS before beginning preparation. SANITIZE surfaces & equipment. Heat Water to boil.
2 Potato, Mashed Granules Milk Free	9.5 Oz	1 lb 8 Oz	3 lb	6 lb		Add Potato Flakes. Stir constantly using wire whip.
3 Margarine, Solids	0.5 Oz	1.5 Oz	2.5 Oz	5 Oz		Add Seasonings.
Salt, Iodized	1/2 tsp	1 tsp	2 tsp	1 Tbsp 1 tsp		
4						CCP -- Maintain >140F for only 4 hrs.
5						.CCP -- Cool: Product must reach 140F to 70F within 2 hrs and 70F to 40F within 4 hrs.
6						CCP -- Reheat: To internal temp of 165F held 15 sec within 1 hr - one time only.

Carrot Parsley (Parslied Carrots)

COOK TIME	COOK METHOD	SERVING UTENSIL	SERVING SIZE	ALLERGENS
10 Min	Steam	4z Spoodle	1/2 Cup	⚠️ Contains: Carrots, AllergenSoy, AllergenMilk

NUTRIENTS PER SERVING						
CALORIES	CARBOHYDRATES		PROTEIN	TOTAL FAT	CALCIUM	SODIUM
50 kcal	8 g		1 g	2.5 g	40 mg	75 mg

INGREDIENTS	SERVINGS 10	SERVINGS 25	SERVINGS 50	SERVINGS 100	PREPARATION STEP
1					WASH HANDS before beginning preparation & SANITIZE surfaces & equipment.
2 Carrot, Sliced Frz	2 lb	5 lb	10 lb	20 lb	Steam or boil vegetables until tender. (Approximately 8-10 minutes)
3 Margarine, Solids	1 Tbsp 2 tsp	1/4 Cup	1/2 Cup	1 Cup	Add seasonings & margarine. Mix well.
Parsley, Dried	3 Tbsp 1 tsp	1/2 Cup	1 Cup	2 Cup	
4					CCP -- Maintain: Product held at >135F/57C Temperature should be taken every 2 hours during holding. *Maintaining at the proper temperature will present no food safety issue; long hot holding times can affect food quality.
5					CCP -- Cool: Product must reach 135F/57C to 70F/21C within 2 hrs and 70F/21C to 40F/4C within 4 hrs.
6					CCP -- Reheat: To internal temperature of 165F/74C held for at least 15 seconds.

Fruit Cocktail f/JcPk (Chilled Fruit Cocktail)

COOK TEMP	SERVING SIZE	ALLERGENS
0.0 °F	1/2 Cup	ⓘ Contains: Pineapple, Cherry, Pear, Peach

NUTRIENTS PER SERVING					
CALORIES	CARBOHYDRATES	PROTEIN	TOTAL FAT	CALCIUM	SODIUM
50 kcal	14 g	1 g	0 g	10 mg	5 mg

INGREDIENTS	SERVINGS 10	SERVINGS 25	SERVINGS 50	SERVINGS 100	PREPARATION STEP
1					WASH HANDS before beginning preparation & SANITIZE surfaces & equipment.
2 Fruit Cocktail, JcPk	1 1/4 Qt	3 Qt	1 Gal 3 Cup	3 Gal	Lightly drain fruit. Portion using a #8 scoop.
3					Refrigerate until service.
4					CCP -- Maintain <40F/4C

Margarine Spread Cup PC (Soft Margarine Cup)

SERVING SIZE	ALLERGENS
2 each	ⓘ Contains: AllergenMilk

NUTRIENTS PER SERVING					
CALORIES	CARBOHYDRATES	PROTEIN	TOTAL FAT	CALCIUM	SODIUM
50 kcal	0 g	0 g	6 g	0 mg	65 mg

INGREDIENTS	SERVINGS 10	SERVINGS 25	SERVINGS 50	SERVINGS 100	PREPARATION STEP
1					WASH HANDS before beginning preparation & SANITIZE surfaces & equipment.
2					Portion according to serving size.

Milk 1% 8 flz PC (1% Milk)

SERVING SIZE	ALLERGENS
8 fl. oz	ⓘ Contains: AllergenMilk

NUTRIENTS PER SERVING					
CALORIES	CARBOHYDRATES	PROTEIN	TOTAL FAT	CALCIUM	SODIUM
100 kcal	13 g	9 g	2.5 g	350 mg	110 mg

INGREDIENTS	SERVINGS 10	SERVINGS 25	SERVINGS 50	SERVINGS 100	PREPARATION STEP
1					WASH HANDS before beginning preparation & SANITIZE surfaces & equipment.
2					Portion according to serving size.
3					CCP -- Maintain <40F/4C.

Pork Roast Seasoned Ckd (Seasoned Pork Roast)

COOK TEMP	COOK-END TEMP	COOK METHOD	SERVING SIZE	ALLERGENS
0.0 °F	165 °F	Heat	3 Oz	None

NUTRIENTS PER SERVING					
CALORIES	CARBOHYDRATES	PROTEIN	TOTAL FAT	CALCIUM	SODIUM
170 kcal	0 g	23 g	9 g	20 mg	60 mg

INGREDIENTS	SERVINGS 10	SERVINGS 25	SERVINGS 50	SERVINGS 100	PREPARATION STEP
1	2 lbs.	4.75lbs	9.5 lbs.	19 lbs	WASH HANDS before beginning preparation & SANITIZE surfaces & equipment.
2					Prepare product as per package instructions.
3					Casseroles & Reheated Leftovers: Cook to internal temp of 165F/74C held for 15 sec.
4					Portion according to serving size.
5					CCP -- Maintain: Product held at >135F/57C Temperature should be taken every 2 hours during holding. *Maintaining at the proper temperature will present no food safety issue; long hot holding times can affect food quality.
6					CCP -- Cool: Product must reach 135F/57C to 70F/21C within 2 hrs and 70F/21C to 40F/4C within 4 hrs.
7					CCP -- Reheat: To internal temperature of 165F/74C held for at least 15 seconds.

Potato Red Roasted Herbed f/Fresh (Roasted Red Potatoes)



Health & Human Services



COOK TIME	COOK TEMP	COOK METHOD	SERVING UTENSIL	SERVING SIZE	ALLERGENS
30 Min	375.0 °F	Bake	4z Spoodle	1/2 Cup	ⓘ Contains: AllergenMilk, Potatoes

NUTRIENTS PER SERVING					
CALORIES	CARBOHYDRATES	PROTEIN	TOTAL FAT	CALCIUM	SODIUM
130 kcal	28 g	3 g	1 g	30 mg	65 mg

INGREDIENTS	SERVINGS 10	SERVINGS 25	SERVINGS 50	SERVINGS 100	INGREDIENT PREP	PREPARATION STEP
1						*WASH HANDS before beginning preparation & SANITIZE surfaces & equipment.
2						WASH ALL PRODUCE under cool, running water. Drain well.
3 Potato, Red Fresh	3 lb	7 lb 8 Oz	15 lb	30 lb		Peel potatoes & cut into wedges.
Oil, Olive	1 3/4 tsp	1 Tbsp 2 tsp	3 Tbsp	1/3 Cup		Combine all ingredients except potatoes in a bowl.
Cheese, Parmesan Grated	1 Tbsp 2 tsp	1/4 Cup	1/2 Cup	1 Cup		
4 Thyme, Fresh	1/4 tsp	3/4 tsp	1 1/2 tsp	1 Tbsp		
Parsley, Fresh	1/4 tsp	3/4 tsp	1 1/2 tsp	1 Tbsp	Minced	
Salt, Iodized	1/8 tsp	1/2 tsp	3/4 tsp	1 1/2 tsp		
Pepper, Black Ground	1/8 tsp	1/2 tsp	3/4 tsp	1 1/2 tsp		

Potato Red Roasted Herbed f/Fresh (Roasted Red Potatoes)



Health & Human Services



	INGREDIENTS	SERVINGS 10	SERVINGS 25	SERVINGS 50	SERVINGS 100	INGREDIENT PREP	PREPARATION STEP
5							Add potatoes. Toss evenly to coat potatoes. Arrange in single layer on parchment-lined sheet pans. Roast in until tender, approximately 30 min.
6							CCP -- Maintain >135F/57C. Temperature should be taken every 2 hours during holding

Brussels Sprouts Roasted f/Fresh (Roasted Brussels Sprouts)

COOK TIME	COOK TEMP	COOK METHOD	SERVING SIZE	ALLERGENS
25 Min	400.0 °F	Roast	1/2 Cup	None

NUTRIENTS PER SERVING					
CALORIES	CARBOHYDRATES	PROTEIN	TOTAL FAT	CALCIUM	SODIUM
100 kcal	11 g	4 g	6 g	75 mg	180 mg

INGREDIENTS	SERVINGS 10	SERVINGS 25	SERVINGS 50	SERVINGS 100	INGREDIENT PREP	PREPARATION STEP
1 Brussels Sprouts, Fresh Oil, Olive Salt, Iodized Pepper, Black Ground	2 lb 10 Oz	6 lb 8 Oz	13 lb	26 lb	Trimmed	WASH HANDS before beginning preparation. SANITIZE surfaces & equipment. WASH ALL PRODUCE under cool, running water. Drain well. Trim Brussels sprouts by carefully cutting off brown end and peeling away any yellow outer leaves. Place Brussels sprouts on sheet pans in single layer. Add oil & seasonings and mix well. Roast in oven until browned and tender (approximately 20-30 minutes).
	1/4 Cup	2/3 Cup	1 1/3 Cup	2 2/3 Cup		
	1/2 tsp	1 1/2 tsp	1 Tbsp	2 Tbsp		
	1/2 tsp	1 1/2 tsp	1 Tbsp	2 Tbsp		
2						CCP -- Maintain >135F/57C. Temperature should be taken every 2 hours during holding. CCP -- Cool: Product must reach 135F/57C to 70F/21C within 2 hrs and 70F/21C to 40F/4C within 4 hrs. CCP -- Reheat: To internal temp of 165F/74C held 15 sec within 2 hrs - one time only.

Fruit Fresh Fall/Winter (Seasonal Fresh Fruit)

COOK METHOD	SERVING SIZE	ALLERGENS
Mix & Chill	1 Cup	ⓘ Contains: Apples, Bananas, Allergen Sulphites, Citrus

NUTRIENTS PER SERVING					
CALORIES	CARBOHYDRATES	PROTEIN	TOTAL FAT	CALCIUM	SODIUM
30 kcal	9 g	0 g	0 g	20 mg	0 mg

INGREDIENTS	SERVINGS 10	SERVINGS 25	SERVINGS 50	SERVINGS 100	INGREDIENT PREP	PREPARATION STEP
1						WASH HANDS before beginning preparation & SANITIZE surfaces & equipment. WASH ALL PRODUCE under cool, running water. Drain well.
2						Fruit may vary from foods listed. Ask Manager which Fruit to use. The fresh Fruit includes Banana, Apple & Orange. Place prepared Fruit in serving dish.
Banana Whole Fresh	2 each	5 each	10 each	20 each		
Orange Fresh Whole	2 whole	5 whole	10 whole	20 whole		
Apple Whole Fresh	2 whole	5 whole	10 whole	20 whole	Sliced	
3						Chill <40F/4C.

Banana Whole Fresh (Banana)

SERVING SIZE	ALLERGENS
1 each	ⓘ Contains: Bananas

NUTRIENTS PER SERVING					
CALORIES	CARBOHYDRATES	PROTEIN	TOTAL FAT	CALCIUM	SODIUM
100 kcal	26 g	2 g	0 g	10 mg	5 mg

INGREDIENTS	SERVINGS 10	SERVINGS 25	SERVINGS 50	SERVINGS 100	PREPARATION STEP
1					WASH HANDS before beginning preparation & SANITIZE surfaces & equipment.
2					Portion according to serving size.

Orange Fresh Whole (Fresh Whole Orange)

SERVING SIZE	ALLERGENS
1 whole	ⓘ Contains: Citrus

NUTRIENTS PER SERVING					
CALORIES	CARBOHYDRATES	PROTEIN	TOTAL FAT	CALCIUM	SODIUM
70 kcal	17 g	2 g	0 g	75 mg	0 mg

INGREDIENTS	SERVINGS 10	SERVINGS 25	SERVINGS 50	SERVINGS 100	PREPARATION STEP
1					WASH HANDS before beginning preparation & SANITIZE surfaces & equipment.
2					Portion according to serving size.

Apple Whole Fresh (Apple Whole Fresh)

SERVING UTENSIL	SERVING SIZE	ALLERGENS
Gloved	1 each	ⓘ Contains: Apples

NUTRIENTS PER SERVING					
CALORIES	CARBOHYDRATES	PROTEIN	TOTAL FAT	CALCIUM	SODIUM
70 kcal	20 g	0 g	0 g	10 mg	5 mg

INGREDIENTS	SERVINGS 10	SERVINGS 25	SERVINGS 50	SERVINGS 100	PREPARATION STEP
1					WASH HANDS before beginning preparation & SANITIZE surfaces & equipment.
2					Portion according to serving size.

Bread Wheat (Wheat Bread)

COOK METHOD	SERVING SIZE	ALLERGENS
Bake	2 slice	ⓘ Contains: AllergenWheat

NUTRIENTS PER SERVING					
CALORIES	CARBOHYDRATES	PROTEIN	TOTAL FAT	CALCIUM	SODIUM
140 kcal	24 g	6 g	2.5 g	75 mg	240 mg

INGREDIENTS	SERVINGS 10	SERVINGS 25	SERVINGS 50	SERVINGS 100	PREPARATION STEP
1					WASH HANDS before beginning preparation & SANITIZE surfaces & equipment.
2					Portion according to serving size.

Margarine Spread Cup PC (Soft Margarine Cup)

SERVING SIZE	ALLERGENS
2 each	ⓘ Contains: AllergenMilk

NUTRIENTS PER SERVING					
CALORIES	CARBOHYDRATES	PROTEIN	TOTAL FAT	CALCIUM	SODIUM
50 kcal	0 g	0 g	6 g	0 mg	65 mg

INGREDIENTS	SERVINGS 10	SERVINGS 25	SERVINGS 50	SERVINGS 100	PREPARATION STEP
1					WASH HANDS before beginning preparation & SANITIZE surfaces & equipment.
2					Portion according to serving size.

Milk 1% 8 flz PC (1% Milk)

SERVING SIZE	ALLERGENS
8 fl. oz	ⓘ Contains: AllergenMilk

NUTRIENTS PER SERVING					
CALORIES	CARBOHYDRATES	PROTEIN	TOTAL FAT	CALCIUM	SODIUM
100 kcal	13 g	9 g	2.5 g	350 mg	110 mg

INGREDIENTS	SERVINGS 10	SERVINGS 25	SERVINGS 50	SERVINGS 100	PREPARATION STEP
1					WASH HANDS before beginning preparation & SANITIZE surfaces & equipment.
2					Portion according to serving size.
3					CCP -- Maintain <40F/4C.

Hamburger on WW Bun (Hamburger on Bun)

COOK TEMP	COOK METHOD	SERVING SIZE	ALLERGENS
0.0 °F	Make	1 each	ⓘ Contains: AllergenWheat, Beef, Garlic

NUTRIENTS PER SERVING					
CALORIES	CARBOHYDRATES	PROTEIN	TOTAL FAT	CALCIUM	SODIUM
270 kcal	20 g	16 g	15 g	75 mg	140 mg

INGREDIENTS	SERVINGS 10	SERVINGS 25	SERVINGS 50	SERVINGS 100	INGREDIENT PREP	PREPARATION STEP
1 Beef Patty Baked	1 lb 14 Oz	4 lb 11 Oz	9 lb 6 Oz	18 lb 12 Oz	Cooked	WASH HANDS before beginning preparation & SANITIZE surfaces & equipment.
2 Bun Hamburger White Wheat RTS	10 each	25 each	50 each	100 each		Prepare meat per separate recipe.
3						Sandwich Serving: at time of service, place 1 (3oz cooked) patty on 1 bun. Serve immediately.
4						CCP -- Maintain: Product held at >135F/57C Temperature should be taken every 2 hours during holding. *Maintaining at the proper temperature will present no food safety issue; long hot holding times can affect food quality.

Beef Patty Baked (Baked Beef Patty)

COOK TIME	COOK TEMP	COOK-END TEMP	COOK METHOD	SERVING SIZE	ALLERGENS
20 Min	350.0 °F	155 °F	Bake	3 Oz	ⓘ Contains: Beef, Garlic

NUTRIENTS PER SERVING					
CALORIES	CARBOHYDRATES	PROTEIN	TOTAL FAT	CALCIUM	SODIUM
150 kcal	0 g	11 g	12 g	20 mg	40 mg

INGREDIENTS	SERVINGS 10	SERVINGS 25	SERVINGS 50	SERVINGS 100	PREPARATION STEP
1					WASH HANDS before beginning preparation & SANITIZE surfaces & equipment.
2 Garlic, Powder	1/2 tsp	1 1/4 tsp	2 1/2 tsp	1 Tbsp 2 tsp	Season beef patties. Place on sheet pans & bake for 20 min.
Paprika	1/2 tsp	1 1/4 tsp	2 1/2 tsp	1 Tbsp 2 tsp	
Beef, Patty Raw	1 lb 14 Oz	4 lb 11 Oz	9 lb 6 Oz	18 lb 12 Oz	
3					For Ground Meat (Beef, Pork, Veal, Lamb, Fish) and Eggs: Cook to internal temp of 155F/68C held for 17 seconds.
4					CCP -- Maintain: Product held at >135F/57C Temperature should be taken every 2 hours during holding. *Maintaining at the proper temperature will present no food safety issue; long hot holding times can affect food quality.
5					CCP -- Cool: Product must reach 135F/57C to 70F/21C within 2 hrs and 70F/21C to 40F/4C within 4 hrs.
6					CCP -- Reheat: To internal temperature of 165F/74C held for at least 15 seconds.

Bun Hamburger White Wheat RTS (Hamburger Bun)

SERVING SIZE	ALLERGENS
1 each	ⓘ Contains: AllergenWheat

NUTRIENTS PER SERVING					
CALORIES	CARBOHYDRATES	PROTEIN	TOTAL FAT	CALCIUM	SODIUM
120 kcal	19 g	5 g	3 g	75 mg	100 mg

INGREDIENTS	SERVINGS 10	SERVINGS 25	SERVINGS 50	SERVINGS 100	PREPARATION STEP
1					*WASH HANDS before beginning preparation & SANITIZE surfaces & equipment.
2					Use as desired.

Potato Sweet Mashed f/Cnd (Mashed Sweet Potatoes)

COOK TEMP	COOK METHOD	SERVING SIZE	ALLERGENS
350.0 °F	Bake	1/2 Cup	ⓘ Contains: AllergenSoy, Cinnamon, Potatoes, Potatoes, Sweet, AllergenMilk

NUTRIENTS PER SERVING					
CALORIES	CARBOHYDRATES	PROTEIN	TOTAL FAT	CALCIUM	SODIUM
200 kcal	44 g	2 g	2 g	40 mg	70 mg

INGREDIENTS	SERVINGS 10	SERVINGS 25	SERVINGS 50	SERVINGS 100	INGREDIENT PREP	PREPARATION STEP
1 Potato, Sweet Syrup Cnd	0.6 no. 10 can	1.5 no. 10 can	3 no. 10 can	6 no. 10 can	Drained	WASH HANDS before beginning preparation. SANITIZE surfaces & equipment. Drain 1/2 of liquid from Potatoes and place Potatoes in mixer bowl. Add Margarine, Brown Sugar and Cinnamon to potatoes.
Sugar, Brown Light	3 Tbsp 1 tsp	1/2 Cup	1 Cup	2 Cup		Mash using whip attachment at low speed until there are no lumps.
2 Margarine, Solids	1 Tbsp 2 tsp	1/4 Cup	1/2 Cup	1 Cup	Melted	
Cinnamon, Ground	1/4 tsp	1/2 tsp	1 tsp	2 tsp		
3						Arrange mashed Potatoes in 12x20x2 pan(s). Steam to internal temperature of >140F.
4						CCP -- Cool: Product must reach 140F to 70F within 2 hrs and 70F to 40F within 4 hrs.
5						CCP -- Reheat: To internal temp of >165F for at least 15 sec within 1 hr - one time only.
6						NOTES: 8 lbs fresh = 1#10 can Sweet Potatoes = 3 qts canned.
7						Cook Time: 50-60 min

Corn Cobbette Frz (Corn Cobbette)

COOK METHOD	SERVING SIZE	ALLERGENS
Steam	1 each	⚠️ Contains: Corn

NUTRIENTS PER SERVING					
CALORIES	CARBOHYDRATES	PROTEIN	TOTAL FAT	CALCIUM	SODIUM
70 kcal	18 g	3 g	0.5 g	0 mg	5 mg

INGREDIENTS	SERVINGS 10	SERVINGS 25	SERVINGS 50	SERVINGS 100	PREPARATION STEP
1					WASH HANDS before beginning preparation & SANITIZE surfaces & equipment.
2 Corn, Cobbette Frz 2.75z	1 lb 12 Oz	4 lb 5 Oz	8 lb 10 Oz	17 lb 3 Oz	Steam or boil vegetables according to package instructions.
3					CCP -- Maintain: Product held at >135F/57C Temperature should be taken every 2 hours during holding. *Maintaining at the proper temperature will present no food safety issue; long hot holding times can affect food quality.
4					CCP -- Cool: Product must reach 135F/57C to 70F/21C within 2 hrs and 70F/21C to 40F/4C within 4 hrs.
5					CCP -- Reheat: To internal temperature of 165F/74C held for at least 15 seconds.

Garnish Lettuce Tomato Onion (Lettuce Tomato Onion)

COOK METHOD	SERVING SIZE	ALLERGENS
Chill	1 each	ⓘ Contains: Onion, Tomato

NUTRIENTS PER SERVING					
CALORIES	CARBOHYDRATES	PROTEIN	TOTAL FAT	CALCIUM	SODIUM
15 kcal	4 g	1 g	0 g	20 mg	10 mg

INGREDIENTS	SERVINGS 10	SERVINGS 25	SERVINGS 50	SERVINGS 100	INGREDIENT PREP	PREPARATION STEP
1						WASH HANDS before beginning preparation & SANITIZE surfaces & equipment.
2						WASH ALL PRODUCE under cool, running water. Drain well.
3	Lettuce, Iceberg 1 lb	2 lb 8 Oz	5 lb	10 lb	Separated	Peel and slice onion and tomato crosswise in slices. Separate lettuce into individual leaves.
	Tomato, Fresh 9.5 Oz	1 lb 7 Oz	2 lb 14 Oz	5 lb 12 Oz	Sliced	
	Onion, Yellow 5 Oz	12 Oz	1 lb 8 Oz	3 lb	Sliced	
4						Assemble for service: 1 lettuce leaf, 2 tomato slices, and 1 onion slice.
5						CCP -- Maintain <40F/4C

Pineapple Chunks Chilled JcPk Cnd (Chilled Pineapple)

COOK METHOD	SERVING UTENSIL	SERVING SIZE	ALLERGENS
Chill	4z Spoodle	1/2 Cup	⚠️ Contains: Pineapple

NUTRIENTS PER SERVING					
CALORIES	CARBOHYDRATES	PROTEIN	TOTAL FAT	CALCIUM	SODIUM
80 kcal	21 g	1 g	0 g	20 mg	5 mg

INGREDIENTS	SERVINGS 10	SERVINGS 25	SERVINGS 50	SERVINGS 100	PREPARATION STEP
1					*WASH HANDS before beginning preparation & SANITIZE surfaces & equipment.
2 Pineapple, Chunks JcPk	1 1/4 Qt	3 1/4 Qt	1 Gal 4 Cup	3 Gal 2 Cup	Lightly drain Fruit. Portion using a #10 scoop or 1/2 cup spoodle.
3					Refrigerate until service.
4					CCP -- Maintain <40F/4C

Condiment Mustard Mayo Ketchup (Mustard Mayo Ketchup)

SERVING SIZE	ALLERGENS
1 serv	⚠ Contains: AllergenEggs, Mustard, Tomato

NUTRIENTS PER SERVING					
CALORIES	CARBOHYDRATES	PROTEIN	TOTAL FAT	CALCIUM	SODIUM
40 kcal	5 g	0 g	3 g	10 mg	210 mg

INGREDIENTS	SERVINGS 10	SERVINGS 25	SERVINGS 50	SERVINGS 100	PREPARATION STEP
1					WASH HANDS before beginning preparation & SANITIZE surfaces & equipment.
Ketchup PC	10 each	25 each	50 each	100 each	Each serving consists of 1 pkg Ketchup, 1 pkg Mayo, & 1 pkg Mustard.
2 Mayonnaise PC	10 each	25 each	50 each	100 each	
Mustard PC	10 each	25 each	50 each	100 each	
3					CCP -- Maintain <40F/4C

Ketchup PC (Ketchup Packet)

SERVING SIZE	ALLERGENS
1 each	ⓘ Contains: Tomato

NUTRIENTS PER SERVING					
CALORIES	CARBOHYDRATES	PROTEIN	TOTAL FAT	CALCIUM	SODIUM
5 kcal	2 g	0 g	0 g	0 mg	65 mg

INGREDIENTS	SERVINGS 10	SERVINGS 25	SERVINGS 50	SERVINGS 100	PREPARATION STEP
1					WASH HANDS before beginning preparation & SANITIZE surfaces & equipment.
2					Portion according to serving size

Mayonnaise PC (Mayonnaise)

SERVING SIZE	ALLERGENS
1 each	ⓘ Contains: AllergenEggs

NUTRIENTS PER SERVING					
CALORIES	CARBOHYDRATES	PROTEIN	TOTAL FAT	CALCIUM	SODIUM
30 kcal	2 g	0 g	2.5 g	0 mg	80 mg

INGREDIENTS	SERVINGS 10	SERVINGS 25	SERVINGS 50	SERVINGS 100	PREPARATION STEP
1					WASH HANDS before beginning preparation & SANITIZE surfaces & equipment.
2					Portion according to serving size.

Mustard PC (Mustard Pack)

SERVING SIZE	ALLERGENS
1 each	ⓘ Contains: Mustard

NUTRIENTS PER SERVING					
CALORIES	CARBOHYDRATES	PROTEIN	TOTAL FAT	CALCIUM	SODIUM
0 kcal	0 g	0 g	0 g	0 mg	65 mg

INGREDIENTS	SERVINGS 10	SERVINGS 25	SERVINGS 50	SERVINGS 100	PREPARATION STEP
1					WASH HANDS before beginning preparation & SANITIZE surfaces & equipment.
2					Portion according to serving size.

Milk 1% 8 flz PC (1% Milk)

SERVING SIZE	ALLERGENS
8 fl. oz	ⓘ Contains: AllergenMilk

NUTRIENTS PER SERVING					
CALORIES	CARBOHYDRATES	PROTEIN	TOTAL FAT	CALCIUM	SODIUM
100 kcal	13 g	9 g	2.5 g	350 mg	110 mg

INGREDIENTS	SERVINGS 10	SERVINGS 25	SERVINGS 50	SERVINGS 100	PREPARATION STEP
1					WASH HANDS before beginning preparation & SANITIZE surfaces & equipment.
2					Portion according to serving size.
3					CCP -- Maintain <40F/4C.

Potato Salad f/Fresh (Potato Salad)



Health & Human Services



COOK TEMP	COOK METHOD	SERVING UTENSIL	SERVING SIZE	ALLERGENS
0.0 °F	Chill	#8 scoop	1/2 Cup	ⓘ Contains: AllergenEggs, Onion, Mustard, Celery, Citrus, AllergenSulphites, Potatoes

NUTRIENTS PER SERVING					
CALORIES	CARBOHYDRATES	PROTEIN	TOTAL FAT	CALCIUM	SODIUM
170 kcal	29 g	4 g	5 g	20 mg	230 mg

INGREDIENTS	SERVINGS 10	SERVINGS 25	SERVINGS 50	SERVINGS 100	INGREDIENT PREP	PREPARATION STEP
1						WASH HANDS before beginning preparation & SANITIZE surfaces & equipment.
2 Potato, Russet/Baking Fresh	2 lb 8 Oz	6 lb 4 Oz	12 lb 8 Oz	25 lb	Peeled & Cubed	Steam or boil potatoes until tender; drain, dice & chill. Keep chilled until ready for service.
3 Oil, Vegetable	1 Tbsp 2 tsp	3 Tbsp 3 tsp	1/2 Cup	1.0 Cup		Make a marinade of oil, vinegar, lemon juice and seasonings. Add to warm potatoes and mix gently.
Vinegar, White	1 Tbsp 2 tsp	3 Tbsp 3 tsp	1/2 Cup	1.0 Cup		
Juice, Lemon RTS	1/2 tsp	1 1/2 tsp	3.0 tsp	1 Tbsp 3 tsp		
Pepper, Black Ground	1/4 tsp	3/4 tsp	1 1/2 tsp	1 Tbsp		
Salt, Iodized	1/2 tsp	1 1/4 tsp	2 1/2 tsp	1 Tbsp 2 tsp		
Sugar, Granulated Bulk	1 1/4 tsp	1 Tbsp	2 Tbsp	1/4 Cup		
4 Egg Boiled Hard Whole RTS	2 each	5 each	10 each	20 each	Chopped	Chill eggs until ready to use.

Potato Salad f/Fresh (Potato Salad)



Health & Human Services



	INGREDIENTS	SERVINGS 10	SERVINGS 25	SERVINGS 50	SERVINGS 100	INGREDIENT PREP	PREPARATION STEP
5	Onion, Yellow	1.5 Oz	4 Oz	8 Oz	16 Oz	Chopped Fine	Mix celery and onion with relish and dressing.
	Celery, Fresh	2 each	5 each	10 each	20 each	Chopped Fine	
	Pickle Relish, Sweet	3 Tbsp	1/2 Cup	1.0 Cup	2.0 Cup		
	Mayonnaise, Bulk	1/3 Cup	1.0 Cup	2.0 Cup	3 3/4 Cup		
	Mustard, Yellow Prepared	3/4 tsp	1 1/2 tsp	1 Tbsp	2 Tbsp		
6							Add mixture to potatoes and mix lightly.
7							CCP -- Maintain <40F/4C.

Egg Boiled Hard Whole RTS (Hard Boiled Egg)

SERVING SIZE	ALLERGENS
1 each	ⓘ Contains: AllergenEggs

NUTRIENTS PER SERVING					
CALORIES	CARBOHYDRATES	PROTEIN	TOTAL FAT	CALCIUM	SODIUM
80 kcal	1 g	7 g	5 g	30 mg	65 mg

INGREDIENTS	SERVINGS 10	SERVINGS 25	SERVINGS 50	SERVINGS 100	PREPARATION STEP
1					WASH HANDS before beginning preparation & SANITIZE surfaces & equipment.
2					Prepare product as per package instructions.
3					Portion according to serving size.
4					CCP -- Maintain <40F/4C; discard unused product.

Chicken Grilled Breast Bnls Sknls (Grilled Chicken Breast)



Health & Human Services



COOK TIME	COOK TEMP	COOK-END TEMP	COOK METHOD	SERVING UTENSIL	SERVING SIZE	ALLERGENS
60 Min	325.0 °F	165 °F	Grill	Tongs	3 Oz	ⓘ Contains: Garlic, Chicken

NUTRIENTS PER SERVING					
CALORIES	CARBOHYDRATES	PROTEIN	TOTAL FAT	CALCIUM	SODIUM
110 kcal	0 g	20 g	3.5 g	0 mg	110 mg

INGREDIENTS	SERVINGS 10	SERVINGS 25	SERVINGS 50	SERVINGS 100	PREPARATION STEP
1					WASH HANDS before beginning preparation & SANITIZE surfaces & equipment.
Chicken, Breast Bnls Sknls Large	2 lb 10 Oz	6 lb 8 Oz	13 lb	26 lb	Lightly spread oil over chicken. Sprinkle with seasonings.
Oil, Vegetable	2 tsp	2 Tbsp	1/4 Cup	1/2 Cup	
2 Garlic, Powder	1/2 tsp	1 tsp	2 tsp	1 Tbsp 1 tsp	
Salt, Iodized	1/4 tsp	3/4 tsp	1 1/2 tsp	1 Tbsp	
Paprika	1/2 tsp	1 tsp	2 tsp	1 Tbsp 1 tsp	
3					Grill chicken.
4					For Whole, Cut, or Ground Poultry (e.g., Chicken, Turkey, Duck): Cook to internal temp of 165F/74C held for 15 sec.

Chicken Grilled Breast Bnls Sknls (Grilled Chicken Breast)



Health & Human Services



	INGREDIENTS	SERVINGS 10	SERVINGS 25	SERVINGS 50	SERVINGS 100	PREPARATION STEP
5						CCP -- Maintain: Product held at >135F/57C Temperature should be taken every 2 hours during holding. *Maintaining at the proper temperature will present no food safety issue; long hot holding times can affect food quality.
6						CCP -- Cool: Product must reach 135F/57C to 70F/21C within 2 hrs and 70F/21C to 40F/4C within 4 hrs.
7						CCP -- Reheat: To internal temperature of 165F/74C held for at least 15 seconds.

Green Beans Herb Frz (Herbed Green Beans)



Health & Human Services



COOK TIME	COOK METHOD	SERVING SIZE	ALLERGENS
10 Min	Steam	1/2 Cup	ⓘ Contains: AllergenMilk, AllergenSoy, Beans/Legumes

NUTRIENTS PER SERVING					
CALORIES	CARBOHYDRATES	PROTEIN	TOTAL FAT	CALCIUM	SODIUM
35 kcal	6 g	2 g	1.5 g	40 mg	15 mg

INGREDIENTS	SERVINGS 10	SERVINGS 25	SERVINGS 50	SERVINGS 100	PREPARATION STEP
1 Green Beans, Cut Frz	2 lb	5 lb	10 lb	20 lb	WASH HANDS before beginning preparation & SANITIZE surfaces & equipment.
Margarine, Solids	1 Tbsp	2 Tbsp 2 tsp	1/3 Cup	2/3 Cup	Steam or boil vegetables until tender. (8-10 minutes)
Pepper, Black Ground	1/4 tsp	1/2 tsp	1 tsp	2 tsp	
2 Basil, Dried Leaves	1/4 tsp	3/4 tsp	1 1/2 tsp	1 Tbsp	
Rosemary, Dried Whole	1/4 tsp	3/4 tsp	1 1/2 tsp	1 Tbsp	
Paprika	1/4 tsp	1/2 tsp	1 tsp	2 tsp	
3					Add seasonings and mix well.

Green Beans Herb Frz (Herbed Green Beans)



Health & Human Services



	INGREDIENTS	SERVINGS 10	SERVINGS 25	SERVINGS 50	SERVINGS 100	PREPARATION STEP
4						CCP -- Maintain: Product held at >135F/57C Temperature should be taken every 2 hours during holding. *Maintaining at the proper temperature will present no food safety issue; long hot holding times can affect food quality.
5						CCP -- Cool: Product must reach 135F/57C to 70F/21C within 2 hrs and 70F/21C to 40F/4C within 4 hrs.
6						CCP -- Reheat: To internal temperature of 165F/74C held for at least 15 seconds.

Pear Slices JcPk Cnd (Chilled Pears)

COOK METHOD	SERVING SIZE	ALLERGENS
Chill	1/2 Cup	Contains: Pear

NUTRIENTS PER SERVING					
CALORIES	CARBOHYDRATES	PROTEIN	TOTAL FAT	CALCIUM	SODIUM
60 kcal	17 g	0 g	0 g	20 mg	10 mg

INGREDIENTS	SERVINGS 10	SERVINGS 25	SERVINGS 50	SERVINGS 100	INGREDIENT PREP	PREPARATION STEP
1						WASH HANDS before beginning preparation & SANITIZE surfaces & equipment.
2 Pears, Sliced JcPk	1 1/4 Qt	3 1/4 Qt	1 Gal 4 Cup	3 Gal 1 Cup	Drained	Serve according to portion size.
3						CCP -- Maintain <40F/4C

Margarine Spread Cup PC (Soft Margarine Cup)

SERVING SIZE	ALLERGENS
2 each	ⓘ Contains: AllergenMilk

NUTRIENTS PER SERVING					
CALORIES	CARBOHYDRATES	PROTEIN	TOTAL FAT	CALCIUM	SODIUM
50 kcal	0 g	0 g	6 g	0 mg	65 mg

INGREDIENTS	SERVINGS 10	SERVINGS 25	SERVINGS 50	SERVINGS 100	PREPARATION STEP
1					WASH HANDS before beginning preparation & SANITIZE surfaces & equipment.
2					Portion according to serving size.

Milk 1% 8 flz PC (1% Milk)

SERVING SIZE	ALLERGENS
8 fl. oz	ⓘ Contains: AllergenMilk

NUTRIENTS PER SERVING					
CALORIES	CARBOHYDRATES	PROTEIN	TOTAL FAT	CALCIUM	SODIUM
100 kcal	13 g	9 g	2.5 g	350 mg	110 mg

INGREDIENTS	SERVINGS 10	SERVINGS 25	SERVINGS 50	SERVINGS 100	PREPARATION STEP
1					WASH HANDS before beginning preparation & SANITIZE surfaces & equipment.
2					Portion according to serving size.
3					CCP -- Maintain <40F/4C.

Beef Stir Fry f/Cubes & Frz Veg (Beef Stir Fry)



Health & Human Services



COOK TIME	COOK TEMP	COOK-END TEMP	COOK METHOD	SERVING SIZE	ALLERGENS
15 Min	375.0 °F	145 °F	Cook	1 Cup	ⓘ Contains: AllergenWheat, Garlic, Beef, Beans/Legumes, Carrots, Broccoli, AllergenSoy, Mushroom, Corn, Peppers Bell, Onion

NUTRIENTS PER SERVING					
CALORIES	CARBOHYDRATES	PROTEIN	TOTAL FAT	CALCIUM	SODIUM
180 kcal	10 g	22 g	6 g	50 mg	320 mg

INGREDIENTS	SERVINGS 10	SERVINGS 25	SERVINGS 50	SERVINGS 100	INGREDIENT PREP	PREPARATION STEP
1 Broccoli, Florets Frz Carrot, Baby Frz Green Beans, Cut Frz	6.5 Oz	1 lb	2 lb	4 lb		WASH HANDS before beginning preparation & SANITIZE surfaces & equipment.
	6.5 Oz	1 lb	2 lb	4 lb		
	6.5 Oz	1 lb	2 lb	4 lb		
2 Sugar, Granulated Bulk Pepper, Black Ground Cornstarch Base, Beef Paste LS G-F	1 1/8 tsp	3 tsp	1 Tbsp 2 tsp	3 Tbsp 2 tsp		Cook broccoli, carrots & green beans, in steamer or using another method, until about half way done.
	1/4 tsp	1/2 tsp	1 tsp	2 tsp		
	1/3 Cup	3/4 Cup	1 1/2 Cup	3 Cup		
	1 1/4 tsp	1 Tbsp	2 Tbsp	1/4 Cup		

Beef Stir Fry f/Cubes & Frz Veg (Beef Stir Fry)



Health & Human Services



	INGREDIENTS	SERVINGS 10	SERVINGS 25	SERVINGS 50	SERVINGS 100	INGREDIENT PREP	PREPARATION STEP
	Water, Tap	3 1/4 Cup	2 Qt	1 Gal	2 Gal		
	Sauce, Soy Bulk LS	3 Tbsp 1 tsp	1/2 Cup	1 Cup	2 Cup		
3	Garlic, Whole Fresh	1/2 tsp	1 1/2 tsp	1 Tbsp	2 Tbsp	Minced	Sauce: Combine sugar, black pepper and cornstarch in steam-jacket or other kettle. Combine water, base and soy. Add gradually to dry ingredients and stir with wire whip over low heat. Cook and stir until mixture thickens and looks clear. Reduce heat.
	Onion, Yellow	2 Tbsp 1 tsp	1/3 Cup	3/4 Cup	1 1/2 Cup	Julienne	
	Pepper, Red Fresh	1/3 Cup	1 Cup	2 Cup	1 Qt	Julienne	
	Water Chestnuts, Sliced Cnd	1/3 Cup	1 Cup	2 Cup	1 Qt	Rinsed/Drained	
	Mushrooms, Pieces Cnd	1/3 Cup	1 Cup	2 Cup	1 Qt	Drained	
	Beef, Cubes Raw	2 lb 8 Oz	6 lb 4 Oz	12 lb 8 Oz	25 lb		
	Oil, Vegetable	1 Tbsp 2 tsp	1/4 Cup	1/2 Cup	1 Cup		
	Ginger, Ground	1/4 tsp	1/2 tsp	1 tsp	2 tsp		
4							Meat and Vegetables with oil in fry pan, heat to about 375F/190C and stir fry beef until well browned. Add vegetables and stir-fry until veggies are tender crisp. Stir in sauce, ginger & garlic. Do not overcook as vegetables will become mushy. Serve immediately.

Beef Stir Fry f/Cubes & Frz Veg (Beef Stir Fry)



Health & Human Services



	INGREDIENTS	SERVINGS 10	SERVINGS 25	SERVINGS 50	SERVINGS 100	INGREDIENT PREP	PREPARATION STEP
6							CCP -- Maintain: Product held at >135F/57C Temperature should be taken every 2 hours during holding. *Maintaining at the proper temperature will present no food safety issue; long hot holding times can affect food quality.
7							CCP -- Cool: Product must reach 135F/57C to 70F/21C within 2 hrs and 70F/21C to 40F/4C within 4 hrs.
8							CCP -- Reheat: To internal temperature of 165F/74C held for at least 15 seconds.

Pasta Orzo Seasoned (Herb Seasoned Orzo Pasta)



Health & Human Services



COOK-END TEMP	COOK METHOD	SERVING SIZE	ALLERGENS
165 °F	Boil	1/2 Cup	ⓘ Contains: AllergenSoy, AllergenWheat, AllergenMilk

NUTRIENTS PER SERVING					
CALORIES	CARBOHYDRATES	PROTEIN	TOTAL FAT	CALCIUM	SODIUM
140 kcal	22 g	4 g	4.5 g	20 mg	170 mg

INGREDIENTS	SERVINGS 10	SERVINGS 25	SERVINGS 50	SERVINGS 100	INGREDIENT PREP	PREPARATION STEP
1						WASH HANDS before beginning preparation & SANITIZE surfaces & equipment.
Pasta, Orzo	10 Oz	1 lb 9 Oz	3 lb 2 Oz	6 lb 4 Oz		Bring water to boil add salt and oil. Add pasta and stir continuously until pasta is tender to the bite. Do not over cook. Drain and plunge in ice water. Drain again.
2 Water, Tap	2 3/4 Qt	1 Gal 5 Cup	3 Gal 3 Cup	7 Gal		
Oil, Vegetable	1 Tbsp 2 tsp	1/4 Cup	1/2 Cup	1 Cup		
Parsley, Fresh	0.5 Oz	1 Oz	2 Oz	4 Oz	Minced	To serve: Steam for 3 min in perforated 2" pan; season with salt and pepper. Stir in margarine and herbs.
Basil, Fresh	0.5 Oz	1 Oz	2 Oz	4 Oz	Minced	
3 Pepper, Black Ground	1/2 tsp	1 tsp	2 tsp	1 Tbsp 1 tsp		
Salt, Iodized	1/2 tsp	1 1/2 tsp	1 Tbsp	2 Tbsp		

Pasta Orzo Seasoned (Herb Seasoned Orzo Pasta)



Health & Human Services



	INGREDIENTS	SERVINGS 10	SERVINGS 25	SERVINGS 50	SERVINGS 100	INGREDIENT PREP	PREPARATION STEP
	Margarine, Solids	1 Tbsp 2 tsp	1/4 Cup	1/2 Cup	1 Cup		
4							Casseroles & Reheated Leftovers: Cook to internal temp of 165F/74C held for 15 sec.
5							CCP -- Maintain: Product held at >135F/57C Temperature should be taken every 2 hours during holding. *Maintaining at the proper temperature will present no food safety issue; long hot holding times can affect food quality.
6							CCP -- Cool: Product must reach 135F/57C to 70F/21C within 2 hrs and 70F/21C to 40F/4C within 4 hrs.
7							CCP -- Reheat: To internal temperature of 165F/74C held for at least 15 seconds.
8							NOTES: olive oil can be used in place of vegetable oil for a stronger mediterranean flavor.

Vegetable Mix Stir Fry (Stir Fry Vegetable Blend)



Health & Human Services



COOK METHOD	SERVING SIZE	ALLERGENS
Stir Fry	1/2 Cup	ⓘ Contains: AllergenWheat, Peppers Bell, Carrots, Onion, Chicken, Garlic, AllergenSoy, Celery, Mushroom, Broccoli, Corn

NUTRIENTS PER SERVING					
CALORIES	CARBOHYDRATES	PROTEIN	TOTAL FAT	CALCIUM	SODIUM
25 kcal	6 g	2 g	0 g	30 mg	110 mg

INGREDIENTS	SERVINGS 10	SERVINGS 25	SERVINGS 50	SERVINGS 100	INGREDIENT PREP	PREPARATION STEP
1						WASH HANDS before beginning preparation & SANITIZE surfaces & equipment.
2 Vegetable Mix, Stir Fry Frz	1 lb 1 Oz	2 lb 12 Oz	5 lb 8 Oz	10 lb 15 Oz		Frozen Vegetables thaw and pat dry before frying. NOTE: If choosing to use Fresh Vegetables cut into thin strips.
3 Oil, Vegetable	0.5 Oz	0.5 Oz	0.5 Oz	1 Oz		Combine Oil and Garlic in frying pan, or on grill. Heat to 350F and cook slightly.
Garlic, Whole Fresh	3/4 tsp	2.0 tsp	1 Tbsp 1 tsp	2 Tbsp 2 tsp	Minced	
4 Water Chestnuts, Sliced Cnd	1.5 Oz	4 Oz	8 Oz	16 Oz	Drained	Add Water Chestnuts, Ginger, & prepared Vegetables to heated Oil. Stir with long spatula in a folding motion. Cook until Vegetables are tender-crisp.
Ginger, Ground	1/8 tsp	1/4 tsp	1/2 tsp	1.0 tsp		
Cornstarch	3 tsp	2 Tbsp 2 tsp	1/3 Cup	2/3 Cup		

Vegetable Mix Stir Fry (Stir Fry Vegetable Blend)



Health & Human Services



	INGREDIENTS	SERVINGS 10	SERVINGS 25	SERVINGS 50	SERVINGS 100	INGREDIENT PREP	PREPARATION STEP
	Water, Tap	3 Tbsp	1/2 Cup	1.0 Cup	2.0 Cup		
5	Soup Broth Chicken f/Base	2/3 Cup	1 1/2 Cup	3 1/8 Cup	1 1/2 Qt		Combine Soy Sauce and Broth. Mix quickly into Vegetables. Reduce heat. Mix Cornstarch and Water to make a paste. Pour Cornstarch mixture over Vegetables cook to internal temp 135F/57C for 15 sec. Cook and stir just until Sauce thickens and Vegetables are glazed.
	Sauce, Soy Bulk LS	1 Tbsp 1 tsp	3 Tbsp 2 tsp	1/2 Cup	1.0 Cup		
6							CCP -- Maintain: Product held at >135F/57C Temperature should be taken every 2 hours during holding. *Maintaining at the proper temperature will present no food safety issue; long hot holding times can affect food quality.
7							CCP -- Cool: Product must reach 135F/57C to 70F/21C within 2 hrs and 70F/21C to 40F/4C within 4 hrs.
8							CCP -- Reheat: To internal temperature of 165F/74C held for at least 15 seconds.

Soup Broth Chicken f/Base (Chicken Broth)

COOK TEMP	COOK METHOD	SERVING SIZE	ALLERGENS
0.0 °F	Boil	6 fl. oz	ⓘ Contains: Chicken, Corn, Garlic, Onion

NUTRIENTS PER SERVING					
CALORIES	CARBOHYDRATES	PROTEIN	TOTAL FAT	CALCIUM	SODIUM
0 kcal	1 g	0 g	0 g	10 mg	20 mg

INGREDIENTS	SERVINGS 10	SERVINGS 25	SERVINGS 50	SERVINGS 100	PREPARATION STEP
1					WASH HANDS before beginning preparation & SANITIZE surfaces & equipment.
2	Base, Chicken Paste LS G-F 2 Tbsp	1/3 Cup	2/3 Cup	1 1/3 Cup	Heat Water and add Base, stirring until well dissolved, heated to *internal temp of 145F/62C held for 15 sec.
	Water, Tap 1 3/4 Qt	1 Gal 1 Cup	2 Gal 2 Cup	4 Gal 3 Cup	
3					CCP -- Maintain: Product held at >135F/57C Temperature should be taken every 2 hours during holding. *Maintaining at the proper temperature will present no food safety issue; long hot holding times can affect food quality.
4					CCP -- Cool: Product must reach 135F/57C to 70F/21C within 2 hrs and 70F/21C to 40F/4C within 4 hrs.
5					CCP -- Reheat: To internal temperature of 165F/74C held for at least 15 seconds.

Oranges Mandarin Chilled JcPk Cnd (Chilled Mandarin Oranges)



Health & Human Services



COOK METHOD	SERVING UTENSIL	SERVING SIZE	ALLERGENS
Chill	4z Spoodle	1/2 Cup	ⓘ Contains: Citrus

NUTRIENTS PER SERVING					
CALORIES	CARBOHYDRATES	PROTEIN	TOTAL FAT	CALCIUM	SODIUM
45 kcal	12 g	1 g	0 g	20 mg	10 mg

INGREDIENTS	SERVINGS 10	SERVINGS 25	SERVINGS 50	SERVINGS 100	INGREDIENT PREP	PREPARATION STEP
1						WASH HANDS before beginning preparation & SANITIZE surfaces & equipment.
2 Orange, Mandarin JcPk	1 1/4 Qt	3 1/8 Qt	1 Gal 4 Cup	3 Gal 1 Cup	Drained	Serve according to portion size.
3						CCP -- Maintain <40F/4C

Margarine Spread Cup PC (Soft Margarine Cup)

SERVING SIZE	ALLERGENS
2 each	ⓘ Contains: AllergenMilk

NUTRIENTS PER SERVING					
CALORIES	CARBOHYDRATES	PROTEIN	TOTAL FAT	CALCIUM	SODIUM
50 kcal	0 g	0 g	6 g	0 mg	65 mg

INGREDIENTS	SERVINGS 10	SERVINGS 25	SERVINGS 50	SERVINGS 100	PREPARATION STEP
1					WASH HANDS before beginning preparation & SANITIZE surfaces & equipment.
2					Portion according to serving size.

Milk 1% 8 flz PC (1% Milk)

SERVING SIZE	ALLERGENS
8 fl. oz	ⓘ Contains: AllergenMilk

NUTRIENTS PER SERVING					
CALORIES	CARBOHYDRATES	PROTEIN	TOTAL FAT	CALCIUM	SODIUM
100 kcal	13 g	9 g	2.5 g	350 mg	110 mg

INGREDIENTS	SERVINGS 10	SERVINGS 25	SERVINGS 50	SERVINGS 100	PREPARATION STEP
1					WASH HANDS before beginning preparation & SANITIZE surfaces & equipment.
2					Portion according to serving size.
3					CCP -- Maintain <40F/4C.

Fish Fillet Brd on Bun f/RTB (Fish Fillet Sndw on Bun)

COOK METHOD	SERVING SIZE	ALLERGENS
Make	1 each	ⓘ Contains: AllergenWheat, AllergenFish, AllergenShellfish, AllergenEggs, AllergenCrustacean

NUTRIENTS PER SERVING					
CALORIES	CARBOHYDRATES	PROTEIN	TOTAL FAT	CALCIUM	SODIUM
340 kcal	41 g	17 g	12 g	100 mg	700 mg

INGREDIENTS	SERVINGS 10	SERVINGS 25	SERVINGS 50	SERVINGS 100	PREPARATION STEP
1					WASH HANDS before beginning preparation & SANITIZE surfaces & equipment.
2 Fish Fillet Brd for Sndw	1 lb 14 Oz	4 lb 11 Oz	9 lb 6 Oz	18 lb 12 Oz	Prepare fish as per separate recipe.
3 Bun Hamburger White	10 each	25 each	50 each	100 each	Sandwich Service: Place fish between bun and serve immediately.
4					CCP -- Maintain: Product held at >135F/57C Temperature should be taken every 2 hours during holding. *Maintaining at the proper temperature will present no food safety issue; long hot holding times can affect food quality.

Fish Fillet Brd for Sndw (Breaded Fish Fillet)

COOK TIME	COOK TEMP	COOK METHOD	SERVING SIZE	ALLERGENS
15 Min	350.0 °F	Bake	3 Oz	ⓘ Contains: AllergenFish, AllergenWheat

NUTRIENTS PER SERVING					
CALORIES	CARBOHYDRATES	PROTEIN	TOTAL FAT	CALCIUM	SODIUM
200 kcal	15 g	12 g	10 g	20 mg	440 mg

INGREDIENTS	SERVINGS 10	SERVINGS 25	SERVINGS 50	SERVINGS 100	PREPARATION STEP
1					WASH HANDS before beginning preparation & SANITIZE surfaces & equipment.
2 Fish, Brd Square 3z RTC	10 each	25 each	50 each	100 each	CCP -- Cook fish to internal temp of 145F/63C held for 15 sec.
3					CCP -- Maintain >135F/57C. Temperature should be taken every 2 hours during holding.
4					CCP -- Cool: Product must reach 135F/57C to 70F/21C within 2 hrs and 70F/21C to 40F/4C within 4 hrs.
5					CCP -- Reheat: To internal temp of 165F/74C held 15 sec within 2 hrs - one time only.

Potato Au Gratin f/Dehydrated (Au Gratin Potatoes)



Health & Human Services



COOK TIME	COOK TEMP	COOK METHOD	SERVING SIZE	ALLERGENS
45 Min	350.0 °F	Bake	1/2 Cup	ⓘ Contains: AllergenSoy, AllergenMilk, AllergenWheat, Potatoes, Onion

NUTRIENTS PER SERVING					
CALORIES	CARBOHYDRATES	PROTEIN	TOTAL FAT	CALCIUM	SODIUM
170 kcal	16 g	8 g	9 g	225 mg	310 mg

INGREDIENTS	SERVINGS 10	SERVINGS 25	SERVINGS 50	SERVINGS 100	INGREDIENT PREP	PREPARATION STEP
1 Potato, Sliced Dehydrated Water, Tap Salt, Iodized Pepper, White	4.5 Oz	11 Oz	1 lb 6 Oz	2 lb 12 Oz		WASH HANDS before beginning preparation & SANITIZE surfaces & equipment.
	3 1/3 Cup	2 1/8 Qt	1 Gal	2 Gal 1 Cup		
	1/2 tsp	1 1/4 tsp	2 1/2 tsp	1 Tbsp 2 tsp		
	1/8 tsp	1/4 tsp	3/4 tsp	1 1/4 tsp		
2 Onion, Yellow Margarine, Solids	1 Oz	2.5 Oz	5.5 Oz	11 Oz	Trimmed	Dice onions 1/8". Prepare white sauce as per separate recipe. Combine potatoes, water, salt, and pepper. Bring to a boil. Reduce heat and simmer 15-20 minutes or until just tender. Do not overcook. Drain well.
	0.5 Oz	0.5 Oz	1.5 Oz	2.5 Oz		
3 Sauce White Hmd	2.81 fl. oz	7.03 fl. oz	14.06 fl. oz	28.12 fl. oz		Sauté onion in first portion of margarine until tender and translucent.

Potato Au Gratin f/Dehydrated (Au Gratin Potatoes)



Health & Human Services



	INGREDIENTS	SERVINGS 10	SERVINGS 25	SERVINGS 50	SERVINGS 100	INGREDIENT PREP	PREPARATION STEP
	Milk, 2% Bulk	2 3/4 Cup	1 3/4 Qt	3 1/2 Qt	1 Gal 5 Cup	Hot	
4	Cheese, Cheddar Shredded	5 Oz	12.5 Oz	1 lb 9 Oz	3 lb 2 Oz		Combine white sauce and hot milk. Cook, stirring with wire whip, until sauce is thick and raw flour taste disappears.
5	Paprika	1/2 tsp	1 1/4 tsp	2 3/4 tsp	1 Tbsp 2 tsp		Add first portion of cheese to sauce, stirring with wire whip until cheese melts. Combine cheese sauce, potatoes, and onion. Place 4 3/4 lbs in each lightly greased 2" half pan.
	Margarine, Solids	0.5 Oz	0.5 Oz	1.5 Oz	2.5 Oz		
	Cheese, Cheddar Shredded	1 Oz	2.5 Oz	5.5 Oz	11 Oz		
	Flour, All Purpose	0.5 Oz	0.5 Oz	1.5 Oz	2.5 Oz		
6							Combine flour, paprika, second margarine, and second cheese until crumbly. Sprinkle 3 oz over each pan. Bake at 350F/176C for 45 min in standard oven (325F/162C for 30 min in convection oven) until dish is bubbling.
7							For Milk & Cheese or non-hazardous items: Cook to internal temp of 145F/62C held for 15 sec.
8							CCP -- Maintain: Product held at >135F/57C Temperature should be taken every 2 hours during holding. *Maintaining at the proper temperature will present no food safety issue; long hot holding times can affect food quality.

Sauce White Hmd (White Sauce)

COOK METHOD	SERVING SIZE	ALLERGENS
Cook	2 fl. oz	ⓘ Contains: AllergenMilk, AllergenSoy, AllergenWheat

NUTRIENTS PER SERVING					
CALORIES	CARBOHYDRATES	PROTEIN	TOTAL FAT	CALCIUM	SODIUM
60 kcal	5 g	3 g	3.5 g	75 mg	85 mg

INGREDIENTS	SERVINGS 10	SERVINGS 25	SERVINGS 50	SERVINGS 100	INGREDIENT PREP	PREPARATION STEP
1						WASH HANDS before beginning preparation & SANITIZE surfaces & equipment.
2	Margarine, Solids 2 Tbsp 1 tsp	1/3 Cup	3/4 Cup	1 1/2 Cup	Melted	Melt Margarine. Add Flour and Salt. Stir until smooth. Cook 5-10 min.
	Flour, All Purpose 2 Tbsp 1 tsp	1/3 Cup	3/4 Cup	1 1/2 Cup		
	Salt, Iodized 1/8 tsp	1/4 tsp	3/4 tsp	1 1/2 tsp		
3	Milk, 2% Bulk 2 1/4 Cup	1 1/2 Qt	2 3/4 Qt	1 Gal 3 Cup		Slowly add Milk. Stirring constantly with wire whip until mixture thickens and *internal temp 155F for 15 sec is reached.
4						CCP -- Maintain: Product held at >135F/57C Temperature should be taken every 2 hours during holding. *Maintaining at the proper temperature will present no food safety issue; long hot holding times can affect food quality.
5						CCP -- Cool: Product must reach 135F/57C to 70F/21C within 2 hrs and 70F/21C to 40F/4C within 4 hrs.
6						CCP -- Reheat: To internal temperature of 165F/74C held for at least 15 seconds.

Applesauce Cinnamon JcPk Cnd (Cinnamon Applesauce)

COOK METHOD	SERVING SIZE	ALLERGENS
Chill	1/2 Cup	ⓘ Contains: Apples, Cinnamon

NUTRIENTS PER SERVING					
CALORIES	CARBOHYDRATES	PROTEIN	TOTAL FAT	CALCIUM	SODIUM
50 kcal	15 g	0 g	0 g	20 mg	5 mg

INGREDIENTS	SERVINGS 10	SERVINGS 25	SERVINGS 50	SERVINGS 100	PREPARATION STEP
1					WASH HANDS before beginning preparation & SANITIZE surfaces & equipment.
2	Applesauce, Unswt 1 1/4 Qt	3 1/8 Qt	1 Gal 4 Cup	3 Gal 1 Cup	Mix applesauce with cinnamon to distribute evenly.
	Cinnamon, Ground 1 Tbsp	2 Tbsp 2 tsp	1/3 Cup	2/3 Cup	
3					CCP -- Maintain <40F/4C

Garnish Lettuce Tomato Onion * (Lettuce Tomato Onion)

COOK METHOD	SERVING SIZE	ALLERGENS
Chill	1 each	ⓘ Contains: Onion, Tomato

NUTRIENTS PER SERVING					
CALORIES	CARBOHYDRATES	PROTEIN	TOTAL FAT	CALCIUM	SODIUM
15 kcal	4 g	1 g	0 g	20 mg	10 mg

INGREDIENTS	SERVINGS 10	SERVINGS 25	SERVINGS 50	SERVINGS 100	INGREDIENT PREP	PREPARATION STEP
1						WASH HANDS before beginning preparation & SANITIZE surfaces & equipment.
2						WASH ALL PRODUCE under cool, running water. Drain well.
3	Lettuce, Iceberg 1 lb	2 lb 8 Oz	5 lb	10 lb	Separated	Peel and slice onion and tomato crosswise in slices. Separate lettuce into individual leaves.
	Tomato, Fresh 9.5 Oz	1 lb 7 Oz	2 lb 14 Oz	5 lb 12 Oz	Sliced	
	Onion, Yellow 5 Oz	12 Oz	1 lb 8 Oz	3 lb	Sliced	
4						Assemble for service: 1 lettuce leaf, 2 tomato slices, and 1 onion slice.
5						CCP -- Maintain <40F/4C

Margarine Pat PC (Margarine)

SERVING SIZE	ALLERGENS
1 each	ⓘ Contains: AllergenMilk, AllergenSoy

NUTRIENTS PER SERVING					
CALORIES	CARBOHYDRATES	PROTEIN	TOTAL FAT	CALCIUM	SODIUM
35 kcal	0 g	0 g	4 g	0 mg	35 mg

INGREDIENTS	SERVINGS 10	SERVINGS 25	SERVINGS 50	SERVINGS 100	PREPARATION STEP
1					WASH HANDS before beginning preparation & SANITIZE surfaces & equipment.
2					Portion according to serving size.
3					CCP -- Maintain <40F/4C; discard unused product.

Sauce Tartar PC (Tartar Sauce)

SERVING SIZE	ALLERGENS
1 each	ⓘ Contains: AllergenEggs

NUTRIENTS PER SERVING					
CALORIES	CARBOHYDRATES	PROTEIN	TOTAL FAT	CALCIUM	SODIUM
25 kcal	2 g	0 g	2 g	0 mg	85 mg

INGREDIENTS	SERVINGS 10	SERVINGS 25	SERVINGS 50	SERVINGS 100	PREPARATION STEP
1					WASH HANDS before beginning preparation & SANITIZE surfaces & equipment.
2					Portion according to serving size.

Milk 1% 8 flz PC (1% Milk)

SERVING SIZE	ALLERGENS
8 fl. oz	ⓘ Contains: AllergenMilk

NUTRIENTS PER SERVING					
CALORIES	CARBOHYDRATES	PROTEIN	TOTAL FAT	CALCIUM	SODIUM
100 kcal	13 g	9 g	2.5 g	350 mg	110 mg

INGREDIENTS	SERVINGS 10	SERVINGS 25	SERVINGS 50	SERVINGS 100	PREPARATION STEP
1					WASH HANDS before beginning preparation & SANITIZE surfaces & equipment.
2					Portion according to serving size.
3					CCP -- Maintain <40F/4C.

Taco Salad (Beef Taco Salad)

COOK TEMP	COOK METHOD	SERVING SIZE	ALLERGENS
0.0 °F	Pan Fry	1 each	ⓘ Contains: AllergenMilk, Beef, Tomato

NUTRIENTS PER SERVING					
CALORIES	CARBOHYDRATES	PROTEIN	TOTAL FAT	CALCIUM	SODIUM
280 kcal	8 g	18 g	21 g	250 mg	570 mg

INGREDIENTS	SERVINGS 10	SERVINGS 25	SERVINGS 50	SERVINGS 100	PREPARATION STEP
1 Beef, Ground 80-85/20-15 Raw Chili Powder, Mild	1 lb 10 Oz 2 Tbsp 1 tsp	4 lb 1/3 Cup	8 lb 3/4 Cup	16 lb 1 1/2 Cup	WASH HANDS before beginning preparation. SANITIZE surfaces & equipment. Preprep: Wash, drain, shred or tear Lettuce. Chop Onions and Tomatoes. Crumble and brown Beef with Chili Powder in skillet. Pour off fat.
2 Tomato Sauce, Cnd	2 1/3 Cup	1 1/2 Qt	3 Qt	1 Gal 3 Cup	
3 Lettuce, Iceberg Cheese, Cheddar Shredded	1 Gal 10.5 Oz	2 Gal 3 Cup 1 lb 10 Oz	5 Gal 3 lb 4 Oz	10 Gal 6 lb 8 Oz	Place 1 1/2 Cup Lettuce on platter. Place #12 Scp Meat mixture over Lettuce. Top with 1/2c of Tomato, 2 Tbs Onions and top with 2 Tbsp (1 oz) shredded Cheese.
4					
5					CCP - Cool Meat Mixture: Product must reach 140F to 70F within 2 hrs and 70F to 40F within 4 hrs.
6					CCP - Reheat Meat Mixture: To internal temp of 165F held 15 sec within 1 hr - one time only.

Bean Black Salad f/can (Black Bean Salad)



Health & Human Services



COOK METHOD	SERVING SIZE	ALLERGENS
Mix & Chill	1/2 Cup	ⓘ Contains: Beans/Legumes, Onion, Peppers Bell, Mustard, Allergen Sulphites, Tomato

NUTRIENTS PER SERVING					
CALORIES	CARBOHYDRATES	PROTEIN	TOTAL FAT	CALCIUM	SODIUM
90 kcal	9 g	3 g	5 g	20 mg	160 mg

INGREDIENTS	SERVINGS 10	SERVINGS 25	SERVINGS 50	SERVINGS 100	INGREDIENT PREP	PREPARATION STEP
1						WASH HANDS before beginning preparation & SANITIZE surfaces & equipment.
2						Rinse and drain black beans. Chill.
Beans, Black Cnd	1 2/3 Cup	1 Qt	2 Qt	1 Gal	Rinsed/Drained	
Pepper, Green Fresh	1/3 Cup	3/4 Cup	1 2/3 Cup	3 1/3 Cup		
Onion, Red/Burmuda	1/3 Cup	3/4 Cup	1 2/3 Cup	3 1/3 Cup		
Tomato, Cherry Fresh	1 1/3 Cup	3 1/3 Cup	1 3/4 Qt	3 1/4 Qt		
3						Fine chop the pepper & onion. Place in a bowl & add cherry tomato halves.
Mustard, Yellow Prepared	1 1/4 tsp	1 Tbsp	2 Tbsp 1 tsp	1/4 Cup		
Sauce, Hot	1/4 tsp	1/2 tsp	1 tsp	2 tsp		
Vinegar, White	2 Tbsp	1/3 Cup	2/3 Cup	1 1/4 Cup		
Oil, Vegetable	3 Tbsp 2 tsp	1/2 Cup	1 1/8 Cup	2 1/4 Cup		
4						Whisk together wine vinegar, oil, mustard, salt & pepper sauce.

Bean Black Salad f/can * (Black Bean Salad)



Health & Human Services



	INGREDIENTS	SERVINGS 10	SERVINGS 25	SERVINGS 50	SERVINGS 100	INGREDIENT PREP	PREPARATION STEP
5							Combine chilled beans, vegetables, & oil mixture. Gently mix. Chill prior to service.
6							CCP -- Maintain <40F/4C

Fruit Fresh Fall/Winter (Seasonal Fresh Fruit)

COOK METHOD	SERVING SIZE	ALLERGENS
Mix & Chill	1 Cup	ⓘ Contains: Apples, Bananas, Allergen Sulphites, Citrus

NUTRIENTS PER SERVING					
CALORIES	CARBOHYDRATES	PROTEIN	TOTAL FAT	CALCIUM	SODIUM
30 kcal	9 g	0 g	0 g	20 mg	0 mg

INGREDIENTS	SERVINGS 10	SERVINGS 25	SERVINGS 50	SERVINGS 100	INGREDIENT PREP	PREPARATION STEP
1						WASH HANDS before beginning preparation & SANITIZE surfaces & equipment. WASH ALL PRODUCE under cool, running water. Drain well.
Banana Whole Fresh	2 each	5 each	10 each	20 each		Fruit may vary from foods listed. Ask Manager which Fruit to use. The fresh Fruit includes Banana, Apple & Orange. Place prepared Fruit in serving dish.
Orange Fresh Whole	2 whole	5 whole	10 whole	20 whole		
Apple Whole Fresh	2 whole	5 whole	10 whole	20 whole	Sliced	
3						Chill <40F/4C.

Banana Whole Fresh (Banana)

SERVING SIZE	ALLERGENS
1 each	ⓘ Contains: Bananas

NUTRIENTS PER SERVING					
CALORIES	CARBOHYDRATES	PROTEIN	TOTAL FAT	CALCIUM	SODIUM
100 kcal	26 g	2 g	0 g	10 mg	5 mg

INGREDIENTS	SERVINGS 10	SERVINGS 25	SERVINGS 50	SERVINGS 100	PREPARATION STEP
1					WASH HANDS before beginning preparation & SANITIZE surfaces & equipment.
2					Portion according to serving size.

Orange Fresh Whole (Fresh Whole Orange)

SERVING SIZE	ALLERGENS
1 whole	Contains: Citrus

NUTRIENTS PER SERVING					
CALORIES	CARBOHYDRATES	PROTEIN	TOTAL FAT	CALCIUM	SODIUM
70 kcal	17 g	2 g	0 g	75 mg	0 mg

INGREDIENTS	SERVINGS 10	SERVINGS 25	SERVINGS 50	SERVINGS 100	PREPARATION STEP
1					WASH HANDS before beginning preparation & SANITIZE surfaces & equipment.
2					Portion according to serving size.

Apple Whole Fresh (Apple Whole Fresh)

SERVING UTENSIL	SERVING SIZE	ALLERGENS
Gloved	1 each	ⓘ Contains: Apples

NUTRIENTS PER SERVING					
CALORIES	CARBOHYDRATES	PROTEIN	TOTAL FAT	CALCIUM	SODIUM
70 kcal	20 g	0 g	0 g	10 mg	5 mg

INGREDIENTS	SERVINGS 10	SERVINGS 25	SERVINGS 50	SERVINGS 100	PREPARATION STEP
1					WASH HANDS before beginning preparation & SANITIZE surfaces & equipment.
2					Portion according to serving size.

Chips Tortilla Yellow Bulk (Tortilla Chips)

SERVING SIZE	ALLERGENS
2 Oz	ⓘ Contains: Corn

NUTRIENTS PER SERVING					
CALORIES	CARBOHYDRATES	PROTEIN	TOTAL FAT	CALCIUM	SODIUM
270 kcal	39 g	5 g	12 g	75 mg	190 mg

INGREDIENTS	SERVINGS 10	SERVINGS 25	SERVINGS 50	SERVINGS 100	PREPARATION STEP
1					WASH HANDS before beginning preparation & SANITIZE surfaces & equipment.
2					Portion according to serving size.

Milk 1% 8 flz PC (1% Milk)

SERVING SIZE	ALLERGENS
8 fl. oz	ⓘ Contains: AllergenMilk

NUTRIENTS PER SERVING					
CALORIES	CARBOHYDRATES	PROTEIN	TOTAL FAT	CALCIUM	SODIUM
100 kcal	13 g	9 g	2.5 g	350 mg	110 mg

INGREDIENTS	SERVINGS 10	SERVINGS 25	SERVINGS 50	SERVINGS 100	PREPARATION STEP
1					WASH HANDS before beginning preparation & SANITIZE surfaces & equipment.
2					Portion according to serving size.
3					CCP -- Maintain <40F/4C.

House Salad * (House Salad)

COOK METHOD	SERVING SIZE	ALLERGENS
Chill	1 Cup	ⓘ Contains: Cucumber, Tomato

NUTRIENTS PER SERVING					
CALORIES	CARBOHYDRATES	PROTEIN	TOTAL FAT	CALCIUM	SODIUM
25 kcal	6 g	2 g	0 g	40 mg	15 mg

INGREDIENTS	SERVINGS 10	SERVINGS 25	SERVINGS 50	SERVINGS 100	INGREDIENT PREP	PREPARATION STEP	
1 Lettuce, Iceberg	0.8 head	2 head	4 head	8 head	Diced	WASH HANDS before beginning preparation. SANITIZE surfaces & equipment. Place 1cup Lettuce in serving bowl or plate. Top with Tomatoes and Cucumbers.	
	Lettuce, Romaine Fresh	14.5 Oz	2 lb 4 Oz	4 lb 8 Oz	9 lb		Diced
	Tomato, Grape Fresh	1 2/3 Cup	1 Qt	2 Qt	1 Gal		
	Cucumber, Fresh	9.5 Oz	1 lb 8 Oz	3 lb	6 lb		Peeled & Sliced

BBQ Beef Shortribs (BBQ Beef Shortribs)

COOK TIME	COOK TEMP	COOK METHOD	SERVING UTENSIL	SERVING SIZE	ALLERGENS
150 Min	350.0 °F	Bake	Tongs	3 Oz	ⓘ Contains: Allergen Sulphites, Tomato, Beef, Allergen Wheat, Mustard, Garlic

NUTRIENTS PER SERVING					
CALORIES	CARBOHYDRATES	PROTEIN	TOTAL FAT	CALCIUM	SODIUM
260 kcal	17 g	15 g	15 g	30 mg	490 mg

INGREDIENTS	SERVINGS 10	SERVINGS 25	SERVINGS 50	SERVINGS 100	PREPARATION STEP	
1					WASH HANDS before beginning preparation & SANITIZE surfaces & equipment.	
2	Beef, Shortribs Raw	2 lb 11 Oz	6 lb 12 Oz	13 lb 7 Oz	26 lb 14 Oz	Separate Ribs into 6oz portions and place in baking dish.
3	Sauce, BBQ	1 2/3 Cup	1.0 Qt	2.0 Qt	1 Gal	Brush Ribs with half the Barbecue Sauce. Reserve the other half of Sauce.
4					Brown uncovered in oven at 350F until lightly browned, about 30 min. Pour off excess fat.	
5					Brush the rest of Barbecue Sauce on Ribs.	
6					Cover and bake until tender, about 45 min and *minimum internal temp >155F/68C for held for 15 sec.	
7					CCP -- Maintain: Product held at >135F/57C Temperature should be taken every 2 hours during holding. *Maintaining at the proper temperature will present no food safety issue; long hot holding times can affect food quality.	
8					CCP -- Cool: Product must reach 135F/57C to 70F/21C within 2 hrs and 70F/21C to 40F/4C within 4 hrs.	
9					CCP -- Reheat: To internal temperature of 165F/74C held for at least 15 seconds.	

Potato Sweet Bkd f/Fresh (Baked Sweet Potato)

COOK TIME	COOK TEMP	COOK METHOD	SERVING SIZE	ALLERGENS
60 Min	400.0 °F	Bake	1 whole	ⓘ Contains: Potatoes, Sweet

NUTRIENTS PER SERVING					
CALORIES	CARBOHYDRATES	PROTEIN	TOTAL FAT	CALCIUM	SODIUM
130 kcal	31 g	3 g	0 g	50 mg	85 mg

INGREDIENTS	SERVINGS 10	SERVINGS 25	SERVINGS 50	SERVINGS 100	PREPARATION STEP
1 Potato, Sweet Fresh	3 lb 5 Oz	8 lb 5 Oz	16 lb 11 Oz	33 lb 5 Oz	WASH HANDS before beginning preparation. SANITIZE surfaces & equipment. Select small even-sized Sweet Potatoes or Yams. Scrub and arrange on baking sheet. Bake 50-60 min, or until tender, at 400F. CCP -Maintain >140F for no more than 4 hrs.
2					CCP -- Cool: Product must reach 140F to 70F within 2 hrs and 70F to 40F within 4 hrs.
3					CCP -- Reheat: To internal temp of >165F for at least 15 sec within 1 hr - one time only.

Fruit Fresh Fall/Winter (Seasonal Fresh Fruit)

COOK METHOD	SERVING SIZE	ALLERGENS
Mix & Chill	1 Cup	ⓘ Contains: Apples, Bananas, Allergen Sulphites, Citrus

NUTRIENTS PER SERVING					
CALORIES	CARBOHYDRATES	PROTEIN	TOTAL FAT	CALCIUM	SODIUM
30 kcal	9 g	0 g	0 g	20 mg	0 mg

INGREDIENTS	SERVINGS 10	SERVINGS 25	SERVINGS 50	SERVINGS 100	INGREDIENT PREP	PREPARATION STEP
1						WASH HANDS before beginning preparation & SANITIZE surfaces & equipment. WASH ALL PRODUCE under cool, running water. Drain well.
Banana Whole Fresh	2 each	5 each	10 each	20 each		Fruit may vary from foods listed. Ask Manager which Fruit to use. The fresh Fruit includes Banana, Apple & Orange. Place prepared Fruit in serving dish.
Orange Fresh Whole	2 whole	5 whole	10 whole	20 whole		
Apple Whole Fresh	2 whole	5 whole	10 whole	20 whole	Sliced	
3						Chill <40F/4C.

Banana Whole Fresh (Banana)

SERVING SIZE	ALLERGENS
1 each	ⓘ Contains: Bananas

NUTRIENTS PER SERVING					
CALORIES	CARBOHYDRATES	PROTEIN	TOTAL FAT	CALCIUM	SODIUM
100 kcal	26 g	2 g	0 g	10 mg	5 mg

INGREDIENTS	SERVINGS 10	SERVINGS 25	SERVINGS 50	SERVINGS 100	PREPARATION STEP
1					WASH HANDS before beginning preparation & SANITIZE surfaces & equipment.
2					Portion according to serving size.

Orange Fresh Whole (Fresh Whole Orange)

SERVING SIZE	ALLERGENS
1 whole	Contains: Citrus

NUTRIENTS PER SERVING					
CALORIES	CARBOHYDRATES	PROTEIN	TOTAL FAT	CALCIUM	SODIUM
70 kcal	17 g	2 g	0 g	75 mg	0 mg

INGREDIENTS	SERVINGS 10	SERVINGS 25	SERVINGS 50	SERVINGS 100	PREPARATION STEP
1					WASH HANDS before beginning preparation & SANITIZE surfaces & equipment.
2					Portion according to serving size.

Apple Whole Fresh (Apple Whole Fresh)

SERVING UTENSIL	SERVING SIZE	ALLERGENS
Gloved	1 each	ⓘ Contains: Apples

NUTRIENTS PER SERVING					
CALORIES	CARBOHYDRATES	PROTEIN	TOTAL FAT	CALCIUM	SODIUM
70 kcal	20 g	0 g	0 g	10 mg	5 mg

INGREDIENTS	SERVINGS 10	SERVINGS 25	SERVINGS 50	SERVINGS 100	PREPARATION STEP
1					WASH HANDS before beginning preparation & SANITIZE surfaces & equipment.
2					Portion according to serving size.

Bread Wheat (Wheat Bread)

COOK METHOD	SERVING SIZE	ALLERGENS
Bake	2 slice	ⓘ Contains: AllergenWheat

NUTRIENTS PER SERVING					
CALORIES	CARBOHYDRATES	PROTEIN	TOTAL FAT	CALCIUM	SODIUM
140 kcal	24 g	6 g	2.5 g	75 mg	240 mg

INGREDIENTS	SERVINGS 10	SERVINGS 25	SERVINGS 50	SERVINGS 100	PREPARATION STEP
1					WASH HANDS before beginning preparation & SANITIZE surfaces & equipment.
2					Portion according to serving size.

Dressing Italian LoCal PC (LoCal Italian Dressing)

SERVING SIZE	ALLERGENS
1 each	None

NUTRIENTS PER SERVING					
CALORIES	CARBOHYDRATES	PROTEIN	TOTAL FAT	CALCIUM	SODIUM
15 kcal	2 g	0 g	1 g	0 mg	135 mg

INGREDIENTS	SERVINGS 10	SERVINGS 25	SERVINGS 50	SERVINGS 100	PREPARATION STEP
1					WASH HANDS before beginning preparation & SANITIZE surfaces & equipment.
2					Portion according to serving size.

Margarine Spread Cup PC (Soft Margarine Cup)

SERVING SIZE	ALLERGENS
2 each	ⓘ Contains: AllergenMilk

NUTRIENTS PER SERVING					
CALORIES	CARBOHYDRATES	PROTEIN	TOTAL FAT	CALCIUM	SODIUM
50 kcal	0 g	0 g	6 g	0 mg	65 mg

INGREDIENTS	SERVINGS 10	SERVINGS 25	SERVINGS 50	SERVINGS 100	PREPARATION STEP
1					WASH HANDS before beginning preparation & SANITIZE surfaces & equipment.
2					Portion according to serving size.

Milk 1% 8 flz PC (1% Milk)

SERVING SIZE	ALLERGENS
8 fl. oz	ⓘ Contains: AllergenMilk

NUTRIENTS PER SERVING					
CALORIES	CARBOHYDRATES	PROTEIN	TOTAL FAT	CALCIUM	SODIUM
100 kcal	13 g	9 g	2.5 g	350 mg	110 mg

INGREDIENTS	SERVINGS 10	SERVINGS 25	SERVINGS 50	SERVINGS 100	PREPARATION STEP
1					WASH HANDS before beginning preparation & SANITIZE surfaces & equipment.
2					Portion according to serving size.
3					CCP -- Maintain <40F/4C.

House Salad (House Salad)

COOK METHOD	SERVING SIZE	ALLERGENS
Chill	1 Cup	ⓘ Contains: Cucumber, Tomato

NUTRIENTS PER SERVING					
CALORIES	CARBOHYDRATES	PROTEIN	TOTAL FAT	CALCIUM	SODIUM
25 kcal	6 g	2 g	0 g	40 mg	15 mg

INGREDIENTS	SERVINGS 10	SERVINGS 25	SERVINGS 50	SERVINGS 100	INGREDIENT PREP	PREPARATION STEP
1 Lettuce, Iceberg	0.8 head	2 head	4 head	8 head	Diced	WASH HANDS before beginning preparation. SANITIZE surfaces & equipment. Place 1cup Lettuce in serving bowl or plate. Top with Tomatoes and Cucumbers.
	Lettuce, Romaine Fresh	14.5 Oz	2 lb 4 Oz	4 lb 8 Oz	Diced	
	Tomato, Grape Fresh	1 2/3 Cup	1 Qt	2 Qt	1 Gal	
	Cucumber, Fresh	9.5 Oz	1 lb 8 Oz	3 lb	6 lb	

Chicken & Noodles f/Pulled (Chicken Noodle Casserole)



Health & Human Services



COOK TIME	COOK TEMP	COOK METHOD	SERVING SIZE	ALLERGENS
30 Min	350.0 °F	Bake	1 Cup	ⓘ Contains: AllergenEggs, AllergenMilk, Peppers Bell, Onion, AllergenSoy, Garlic, AllergenWheat, Chicken, Celery, Corn

NUTRIENTS PER SERVING					
CALORIES	CARBOHYDRATES	PROTEIN	TOTAL FAT	CALCIUM	SODIUM
360 kcal	30 g	28 g	14 g	100 mg	180 mg

INGREDIENTS	SERVINGS 10	SERVINGS 25	SERVINGS 50	SERVINGS 100	INGREDIENT PREP	PREPARATION STEP
1						WASH HANDS before beginning preparation & SANITIZE surfaces & equipment.
2 Noodles, Egg Dry	9.5 Oz	1 lb 7 Oz	2 lb 14 Oz	5 lb 12 Oz	Cooked	Add noodles to boiling water and cook 6-8 minutes or to desired doneness. Set aside. CCP -- Maintain <40F/4C.
3 Margarine, Solids	1/4 Cup	2/3 Cup	1 1/3 Cup	2 2/3 Cup		Melt margarine. Add chopped vegetables and saute until tender. Add flour and stir until blended. Add base, water and milk slowly, stirring constantly. Cook until thickened.
Onion, Yellow	1/4 Cup	2/3 Cup	1 1/3 Cup	2 2/3 Cup	Diced	
Pepper, Green Fresh	1/4 Cup	2/3 Cup	1 1/3 Cup	2 2/3 Cup	Diced	
Celery, Fresh	1/4 Cup	2/3 Cup	1 1/3 Cup	2 2/3 Cup	Diced	
Flour, All Purpose	1/2 Cup	1 1/8 Cup	2 1/4 Cup	1 1/8 Qt		
Base, Chicken Paste LS G-F	1 Tbsp	2 Tbsp 2 tsp	1/3 Cup	2/3 Cup		

Chicken & Noodles f/Pulled (Chicken Noodle Casserole)



Health & Human Services



	INGREDIENTS	SERVINGS 10	SERVINGS 25	SERVINGS 50	SERVINGS 100	INGREDIENT PREP	PREPARATION STEP
	Milk, 2% Bulk	1 3/4 Cup	1 1/8 Qt	2 1/4 Qt	1 Gal 1 Cup		
	Water, Tap	1 3/4 Cup	1 1/8 Qt	2 1/4 Qt	1 Gal 1 Cup		
4	Chicken, Meat Pulled Ckd	1 lb 11 Oz	4 lb 4 Oz	8 lb 8 Oz	16 lb 15 Oz	Diced	Combine meat, cooked noodles, and sauce. Scale into 12x20x2" pan(s).
5	Margarine, Solids	1 Tbsp 1 tsp	3 Tbsp 2 tsp	1/2 Cup	1.0 Cup		Combine bread crumbs and margarine and sprinkle evenly over chicken mixture. Bake to minimum *internal temp >165F/74C for 15 sec., approximately 30 min.
	Bread Crumbs, Plain	1/2 Cup	1 1/8 Cup	2 1/4 Cup	1 1/8 Qt		
6							CCP -- Maintain >135F/57C for only 4 hr.
7							CCP - Cool: Product must reach 135F to 70F within 2 hr and 70F to 40F within 4 hr.
8							CCP - Reheat: to internal temp of 165F held 15 sec within 1 hr-one time only.

Peas Green w/Paprika f/Frz (Seasoned Green Peas)

COOK TIME	COOK METHOD	SERVING SIZE	ALLERGENS
6 Min	Steam	1/2 Cup	⚠️ Contains: AllergenSoy, Peas, AllergenMilk

NUTRIENTS PER SERVING					
CALORIES	CARBOHYDRATES	PROTEIN	TOTAL FAT	CALCIUM	SODIUM
90 kcal	13 g	5 g	2 g	30 mg	115 mg

INGREDIENTS	SERVINGS 10	SERVINGS 25	SERVINGS 50	SERVINGS 100	PREPARATION STEP
1					WASH HANDS before beginning preparation & SANITIZE surfaces & equipment.
2					Steam or boil peas until tender. Add seasonings and mix well.
Peas, Green Frz	2 lb	5 lb	10 lb	20 lb	
Margarine, Solids	1 Tbsp 2 tsp	1/4 Cup	1/2 Cup	1 Cup	
Paprika	1/2 tsp	1 tsp	2 tsp	1 Tbsp 1 tsp	
3					CCP -- Maintain: Product held at >135F/57C Temperature should be taken every 2 hours during holding. *Maintaining at the proper temperature will present no food safety issue; long hot holding times can affect food quality.
4					CCP -- Cool: Product must reach 135F/57C to 70F/21C within 2 hrs and 70F/21C to 40F/4C within 4 hrs.
5					CCP -- Reheat: To internal temperature of 165F/74C held for at least 15 seconds.

Applesauce JcPk Cnd (Chilled Applesauce)

COOK METHOD	SERVING SIZE	ALLERGENS
Chill	1/2 Cup	ⓘ Contains: Apples

NUTRIENTS PER SERVING					
CALORIES	CARBOHYDRATES	PROTEIN	TOTAL FAT	CALCIUM	SODIUM
50 kcal	14 g	0 g	0 g	0 mg	5 mg

INGREDIENTS	SERVINGS 10	SERVINGS 25	SERVINGS 50	SERVINGS 100	PREPARATION STEP
1					WASH HANDS before beginning preparation & SANITIZE surfaces & equipment.
2 Applesauce, Unswt	1 1/4 Qt	3 1/8 Qt	1 Gal 4 Cup	3 Gal 1 Cup	Portion 1/2 cup servings.
3					CCP -- Maintain <40F/4C

Bread Wheat (Wheat Bread)

COOK METHOD	SERVING SIZE	ALLERGENS
Bake	1 slice	ⓘ Contains: AllergenWheat

NUTRIENTS PER SERVING					
CALORIES	CARBOHYDRATES	PROTEIN	TOTAL FAT	CALCIUM	SODIUM
70 kcal	12 g	3 g	1 g	40 mg	120 mg

INGREDIENTS	SERVINGS 10	SERVINGS 25	SERVINGS 50	SERVINGS 100	PREPARATION STEP
1					WASH HANDS before beginning preparation & SANITIZE surfaces & equipment.
2					Portion according to serving size.

Dressing Italian LoCal PC (LoCal Italian Dressing)

SERVING SIZE	ALLERGENS
1 each	None

NUTRIENTS PER SERVING					
CALORIES	CARBOHYDRATES	PROTEIN	TOTAL FAT	CALCIUM	SODIUM
15 kcal	2 g	0 g	1 g	0 mg	135 mg

INGREDIENTS	SERVINGS 10	SERVINGS 25	SERVINGS 50	SERVINGS 100	PREPARATION STEP
1					WASH HANDS before beginning preparation & SANITIZE surfaces & equipment.
2					Portion according to serving size.

Margarine Spread Cup PC (Soft Margarine Cup)

SERVING SIZE	ALLERGENS
1 each	ⓘ Contains: AllergenMilk

NUTRIENTS PER SERVING					
CALORIES	CARBOHYDRATES	PROTEIN	TOTAL FAT	CALCIUM	SODIUM
25 kcal	0 g	0 g	3 g	0 mg	35 mg

INGREDIENTS	SERVINGS 10	SERVINGS 25	SERVINGS 50	SERVINGS 100	PREPARATION STEP
1					WASH HANDS before beginning preparation & SANITIZE surfaces & equipment.
2					Portion according to serving size.

Milk 1% 8 flz PC (1% Milk)

SERVING SIZE	ALLERGENS
8 fl. oz	ⓘ Contains: AllergenMilk

NUTRIENTS PER SERVING					
CALORIES	CARBOHYDRATES	PROTEIN	TOTAL FAT	CALCIUM	SODIUM
100 kcal	13 g	9 g	2.5 g	350 mg	110 mg

INGREDIENTS	SERVINGS 10	SERVINGS 25	SERVINGS 50	SERVINGS 100	PREPARATION STEP
1					WASH HANDS before beginning preparation & SANITIZE surfaces & equipment.
2					Portion according to serving size.
3					CCP -- Maintain <40F/4C.

Pork Chop Braised f/Bnls (Braised Pork Chop)



Health & Human Services



COOK TIME	COOK TEMP	COOK-END TEMP	COOK METHOD	SERVING UTENSIL	SERVING SIZE	ALLERGENS
60 Min	300.0 °F	145 °F	Bake	Tongs	3 Oz	ⓘ Contains: Pork & Products, Garlic, AllergenWheat, Chicken, Corn, Onion

NUTRIENTS PER SERVING					
CALORIES	CARBOHYDRATES	PROTEIN	TOTAL FAT	CALCIUM	SODIUM
180 kcal	6 g	19 g	9 g	20 mg	55 mg

INGREDIENTS	SERVINGS 10	SERVINGS 25	SERVINGS 50	SERVINGS 100	PREPARATION STEP
1 Flour, All Purpose Paprika Pepper, Black Ground Garlic, Powder	1/2 Cup	1 1/4 Cup	2 1/2 Cup	1 1/4 Qt	WASH HANDS before beginning preparation & SANITIZE surfaces & equipment.
	1/2 tsp	1 1/8 tsp	2 1/4 tsp	1 Tbsp 2 tsp	
	1/4 tsp	1/2 tsp	1 1/8 tsp	2 1/4 tsp	
	1/4 tsp	1/2 tsp	1 tsp	2 tsp	
2 Pork Chop, Bnls Raw	10 each	25 each	50 each	100 each	Combine flour with spices.
3 Base, Chicken Paste LS G-F Water, Tap	2 tsp	2 Tbsp	1/4 Cup	1/2 Cup	Dredge meat in above mixture. Brown dredged meat on lightly oiled 375F/190C grill. Place browned meat in pan; slightly overlap meat in each pan.
	3 1/4 Cup	2 Qt	1 Gal	2 Gal	
4					Heat water and base to dissolve base. Pour over meat.
5					Cover pans tightly, bake 45-60 min until meat is tender.

Pork Chop Braised f/Bnls (Braised Pork Chop)



Health & Human Services



	INGREDIENTS	SERVINGS 10	SERVINGS 25	SERVINGS 50	SERVINGS 100	PREPARATION STEP
6						For Fresh Beef, Veal, and Lamb Cuts (Steaks, Roasts, Chops): Cook to internal temp of 145F/63C held for 15 sec.
7						CCP -- Maintain: Product held at >135F/57C Temperature should be taken every 2 hours during holding. *Maintaining at the proper temperature will present no food safety issue; long hot holding times can affect food quality.
8						CCP -- Cool: Product must reach 135F/57C to 70F/21C within 2 hrs and 70F/21C to 40F/4C within 4 hrs.
9						CCP -- Reheat: To internal temperature of 165F/74C held for at least 15 seconds.

Potato Baked (Baked Potato)

COOK TEMP	COOK METHOD	SERVING UTENSIL	SERVING SIZE	ALLERGENS
350.0 °F	Bake	Tongs	1 whole	⚠ Contains: Potatoes

NUTRIENTS PER SERVING					
CALORIES	CARBOHYDRATES	PROTEIN	TOTAL FAT	CALCIUM	SODIUM
170 kcal	40 g	4 g	0 g	10 mg	10 mg

INGREDIENTS	SERVINGS 10	SERVINGS 25	SERVINGS 50	SERVINGS 100	PREPARATION STEP
1 Potato, Russet/Baking Fresh	10 each	25 each	50 each	100 each	WASH HANDS before beginning preparation. SANITIZE surfaces & equipment. Place Potatoes on baking sheet, puncture with fork several times to allow steam to escape. Bake until fork tender. Cut a lengthwise slit in Potatoes prior to serving.
2					CCP -- Maintain >140F/60C. Temperature should be taken every 2 hours during holding. *Maintaining at the proper temperature will present no food safety issue; long hot holding times can affect food quality. Refer to local or regional public health regulations for specific times. CCP -- Cool: Product must reach 140F/60C to 70F/21C within 2 hrs and 70F/21C to 40F/4C within 4 hrs. CCP -- Reheat: To internal temp of 165F/74C held 15 sec within 2 hrs - one time only.
3					Cook Time: 60-90 min

Brussels Sprouts f/Frz (Brussels Sprouts)

COOK TIME	COOK TEMP	COOK METHOD	SERVING SIZE	ALLERGENS
8 Min	0.0 °F	Steam	1/2 Cup	ⓘ Contains: AllergenSoy, AllergenMilk

NUTRIENTS PER SERVING					
CALORIES	CARBOHYDRATES	PROTEIN	TOTAL FAT	CALCIUM	SODIUM
50 kcal	8 g	4 g	2 g	30 mg	30 mg

INGREDIENTS	SERVINGS 10	SERVINGS 25	SERVINGS 50	SERVINGS 100	PREPARATION STEP	
1					WASH HANDS before beginning preparation & SANITIZE surfaces & equipment.	
2	Brussels Sprouts, Frz	2 lb	5 lb	10 lb	20 lb	Steam or boil vegetables until tender, approximately 8-10 minutes. Add seasoning and mix well.
	Margarine, Solids	1 Tbsp 2 tsp	1/4 Cup	1/2 Cup	1 Cup	
	Paprika	1/2 tsp	1 tsp	2 tsp	1 Tbsp 1 tsp	
3					CCP -- Maintain: Product held at >135F/57C Temperature should be taken every 2 hours during holding. *Maintaining at the proper temperature will present no food safety issue; long hot holding times can affect food quality.	
4					CCP -- Cool: Product must reach 135F/57C to 70F/21C within 2 hrs and 70F/21C to 40F/4C within 4 hrs.	
5					CCP -- Reheat: To internal temperature of 165F/74C held for at least 15 seconds.	

Melon Honeydew Cubes f/Fresh (Fresh Honeydew Cubes)

COOK METHOD	SERVING SIZE	ALLERGENS
Chill	1 Cup	None

NUTRIENTS PER SERVING					
CALORIES	CARBOHYDRATES	PROTEIN	TOTAL FAT	CALCIUM	SODIUM
60 kcal	16 g	1 g	0 g	20 mg	35 mg

INGREDIENTS	SERVINGS 10	SERVINGS 25	SERVINGS 50	SERVINGS 100	PREPARATION STEP
1 Melon, Honeydew Fresh	3 lb 12 Oz	9 lb 6 Oz	18 lb 12 Oz	37 lb 8 Oz	WASH HANDS before beginning preparation & SANITIZE surfaces & equipment.
2					Remove peel. Remove seeds in center. Rinse. Cut into 1/2" cubes.
3					CCP -- Maintain <40F/4C

Margarine Spread Cup PC (Soft Margarine Cup)

SERVING SIZE	ALLERGENS
2 each	ⓘ Contains: AllergenMilk

NUTRIENTS PER SERVING					
CALORIES	CARBOHYDRATES	PROTEIN	TOTAL FAT	CALCIUM	SODIUM
50 kcal	0 g	0 g	6 g	0 mg	65 mg

INGREDIENTS	SERVINGS 10	SERVINGS 25	SERVINGS 50	SERVINGS 100	PREPARATION STEP
1					WASH HANDS before beginning preparation & SANITIZE surfaces & equipment.
2					Portion according to serving size.

Milk 1% 8 flz PC (1% Milk)

SERVING SIZE	ALLERGENS
8 fl. oz	ⓘ Contains: AllergenMilk

NUTRIENTS PER SERVING					
CALORIES	CARBOHYDRATES	PROTEIN	TOTAL FAT	CALCIUM	SODIUM
100 kcal	13 g	9 g	2.5 g	350 mg	110 mg

INGREDIENTS	SERVINGS 10	SERVINGS 25	SERVINGS 50	SERVINGS 100	PREPARATION STEP
1					WASH HANDS before beginning preparation & SANITIZE surfaces & equipment.
2					Portion according to serving size.
3					CCP -- Maintain <40F/4C.

Beef Sloppy Joe Filling f/Tomato Sauce (Sloppy Joe Filling)

COOK TIME	COOK TEMP	COOK METHOD	SERVING UTENSIL	SERVING SIZE	ALLERGENS
20 Min	0.0 °F	Simmer	#12 scoop	1/3 Cup	ⓘ Contains: Onion, Beef, Tomato

NUTRIENTS PER SERVING					
CALORIES	CARBOHYDRATES	PROTEIN	TOTAL FAT	CALCIUM	SODIUM
140 kcal	3 g	9 g	10 g	20 mg	160 mg

INGREDIENTS	SERVINGS 10	SERVINGS 25	SERVINGS 50	SERVINGS 100	INGREDIENT PREP	PREPARATION STEP
1						WASH HANDS before beginning preparation & SANITIZE surfaces & equipment.
2 Beef, Ground 80-85/20-15 Raw	1 lb 9 Oz	3 lb 14 Oz	7 lb 12 Oz	15 lb 8 Oz		Brown ground beef; drain fat.
3 Onion, Yellow	3 Oz	8 Oz	1 lb	2 lb	Minced	Add onion, tomato sauce and spices to beef. Simmer to *internal temp 165F/74C held for 15 sec.
Tomato Sauce, Cnd	1 Cup	2 1/2 Cup	1 1/4 Qt	2 1/2 Qt		
Chili Powder, Mild	1 1/4 tsp	1 Tbsp	2 Tbsp	1/4 Cup		
Sugar, Granulated Bulk	1 1/4 tsp	1 Tbsp	2 Tbsp	1/4 Cup		
4						CCP -- Maintain >135F/57C. Temperature should be taken every 2 hours during holding. *Maintaining at the proper temperature will present no food safety issue; long hot holding times can affect food quality. Refer to local or regional public health regulations for specific times. CCP -- Cool: Product must reach 140F/60C to 70F/21C within 2 hrs and 70F/21C to 40F/4C within 4 hrs. CCP -- Reheat: To internal temp of 165F/74C held 15 sec within 2 hrs - one time only.

Potato Tator Tots f/RTB (Tator Tots)

COOK METHOD	SERVING SIZE	ALLERGENS
Heat	1/2 Cup	Contains: Potatoes

NUTRIENTS PER SERVING					
CALORIES	CARBOHYDRATES	PROTEIN	TOTAL FAT	CALCIUM	SODIUM
160 kcal	23 g	2 g	7 g	20 mg	390 mg

INGREDIENTS	SERVINGS 10	SERVINGS 25	SERVINGS 50	SERVINGS 100	PREPARATION STEP
1					WASH HANDS before beginning preparation & SANITIZE surfaces & equipment.
2 Potato, Tator Tots Frz	1 lb 13 Oz	4 lb 9 Oz	9 lb 1 Oz	18 lb 3 Oz	Prepare product as per package instructions.
3					CCP -- Maintain: Product held at >135F/57C Temperature should be taken every 2 hours during holding. *Maintaining at the proper temperature will present no food safety issue; long hot holding times can affect food quality.

Peas & Carrots Seasoned f/Frz (Peas & Carrots)

COOK METHOD	SERVING UTENSIL	SERVING SIZE	ALLERGENS
Steam	4z Spoodle	1/2 Cup	⚠️ Contains: Carrots, AllergenSoy, AllergenMilk, Peas

NUTRIENTS PER SERVING					
CALORIES	CARBOHYDRATES	PROTEIN	TOTAL FAT	CALCIUM	SODIUM
60 kcal	10 g	3 g	2 g	30 mg	80 mg

INGREDIENTS	SERVINGS 10	SERVINGS 25	SERVINGS 50	SERVINGS 100	PREPARATION STEP
1 Peas & Carrots, Frz	2 lb	5 lb	10 lb	20 lb	WASH HANDS before beginning preparation & SANITIZE surfaces & equipment.
Margarine, Solids	1 Tbsp 2 tsp	1/4 Cup	1/2 Cup	1 Cup	
Parsley, Dried	1/2 tsp	1 tsp	2 tsp	1 Tbsp 1 tsp	
2					Steam or boil vegetables until tender. Add parsley and margarine; mix well.
3					CCP -- Maintain: Product held at >135F/57C Temperature should be taken every 2 hours during holding. *Maintaining at the proper temperature will present no food safety issue; long hot holding times can affect food quality.
4					CCP -- Cool: Product must reach 135F/57C to 70F/21C within 2 hrs and 70F/21C to 40F/4C within 4 hrs.
5					CCP -- Reheat: To internal temperature of 165F/74C held for at least 15 seconds.

Pear Slices Blushing JcPk Cnd (Blushing Pears)

COOK METHOD	SERVING UTENSIL	SERVING SIZE	ALLERGENS
Chill	4z Spoodle	1/2 Cup	ⓘ Contains: Pork & Products, Strawberry, Pear

NUTRIENTS PER SERVING					
CALORIES	CARBOHYDRATES	PROTEIN	TOTAL FAT	CALCIUM	SODIUM
70 kcal	18 g	1 g	0 g	20 mg	20 mg

INGREDIENTS	SERVINGS 10	SERVINGS 25	SERVINGS 50	SERVINGS 100	INGREDIENT PREP	PREPARATION STEP
1						WASH HANDS before beginning preparation & SANITIZE surfaces & equipment.
2 Pears, Sliced JcPk	1 1/4 Qt	3 Qt	1 Gal 3 Cup	3 Gal	Drained	Place 1/2 cup pear slices in individual serving bowls.
3 Gelatin, Dry Strawberry	1 Oz	2 Oz	4 Oz	8 Oz		Sprinkle 1/2 tsp dry gelatin on each portion.
4						CCP -- Maintain <40F/4C

Bun Hamburger Whole Wheat (WW Hamburger Bun)

SERVING SIZE	ALLERGENS
1 each	ⓘ Contains: AllergenWheat

NUTRIENTS PER SERVING					
CALORIES	CARBOHYDRATES	PROTEIN	TOTAL FAT	CALCIUM	SODIUM
140 kcal	25 g	8 g	2 g	100 mg	260 mg

INGREDIENTS	SERVINGS 10	SERVINGS 25	SERVINGS 50	SERVINGS 100	PREPARATION STEP
1					WASH HANDS before beginning preparation & SANITIZE surfaces & equipment.
2					Portion according to serving size.

Ketchup PC (Ketchup Packet)

SERVING SIZE	ALLERGENS
1 each	ⓘ Contains: Tomato

NUTRIENTS PER SERVING					
CALORIES	CARBOHYDRATES	PROTEIN	TOTAL FAT	CALCIUM	SODIUM
5 kcal	2 g	0 g	0 g	0 mg	65 mg

INGREDIENTS	SERVINGS 10	SERVINGS 25	SERVINGS 50	SERVINGS 100	PREPARATION STEP
1					WASH HANDS before beginning preparation & SANITIZE surfaces & equipment.
2					Portion according to serving size.

Margarine Spread Cup PC (Soft Margarine Cup)

SERVING SIZE	ALLERGENS
1 each	ⓘ Contains: AllergenMilk

NUTRIENTS PER SERVING					
CALORIES	CARBOHYDRATES	PROTEIN	TOTAL FAT	CALCIUM	SODIUM
25 kcal	0 g	0 g	3 g	0 mg	35 mg

INGREDIENTS	SERVINGS 10	SERVINGS 25	SERVINGS 50	SERVINGS 100	PREPARATION STEP
1					WASH HANDS before beginning preparation & SANITIZE surfaces & equipment.
2					Portion according to serving size.
3					

Milk 1% 8 flz PC (1% Milk)

SERVING SIZE	ALLERGENS
8 fl. oz	ⓘ Contains: AllergenMilk

NUTRIENTS PER SERVING					
CALORIES	CARBOHYDRATES	PROTEIN	TOTAL FAT	CALCIUM	SODIUM
100 kcal	13 g	9 g	2.5 g	350 mg	110 mg

INGREDIENTS	SERVINGS 10	SERVINGS 25	SERVINGS 50	SERVINGS 100	PREPARATION STEP
1					WASH HANDS before beginning preparation & SANITIZE surfaces & equipment.
2					Portion according to serving size.
3					CCP -- Maintain <40F/4C.

Beef Stuffed Pepper f/RTB Frz (Stuffed Bell Pepper)

COOK TEMP	COOK METHOD	SERVING SIZE	ALLERGENS
0.0 °F	Bake	1 each	ⓘ Contains: Beef, Tomato

NUTRIENTS PER SERVING					
CALORIES	CARBOHYDRATES	PROTEIN	TOTAL FAT	CALCIUM	SODIUM
150 kcal	15 g	8 g	6 g	50 mg	770 mg

INGREDIENTS	SERVINGS 10	SERVINGS 25	SERVINGS 50	SERVINGS 100	PREPARATION STEP
1 Beef, Stuffed Pepper 4z Tomato Sauce, Cnd	4 lb 3 Oz 1 2/3 Cup	10 lb 7 Oz 1 Qt	20 lb 14 Oz 2 Qt	41 lb 12 Oz 1 Gal	WASH HANDS before beginning preparation. SANITIZE surfaces & equipment. Bake Peppers per package directions to *internal temp >165F/74C held for 15 sec. Heat Sauce and top Peppers. CCP -- Maintain >140F/60C for only 4 hrs. CCP -- Cool: Product must reach 140F/60C to 70F/21C within 2 hrs and 70F/21C to 40F/4C within 4 hrs. CCP -- Reheat: To internal temp of 165F/74C held 15 sec within 1 hr - one time only.
2					

Potato Mashed f/Inst Granules (Mashed Potatoes)

COOK METHOD	SERVING SIZE	ALLERGENS
Make	1/2 Cup	ⓘ Contains: Potatoes, AllergenSoy, AllergenMilk

NUTRIENTS PER SERVING					
CALORIES	CARBOHYDRATES	PROTEIN	TOTAL FAT	CALCIUM	SODIUM
110 kcal	24 g	3 g	1.5 g	20 mg	125 mg

INGREDIENTS	SERVINGS 10	SERVINGS 25	SERVINGS 50	SERVINGS 100	INGREDIENT PREP	PREPARATION STEP
1 Water, Tap	3.0 Cup	1 3/4 Qt	3 1/2 Qt	1 Gal 5 Cup	Boiled	WASH HANDS before beginning preparation. SANITIZE surfaces & equipment. Heat Water to boil.
2 Potato, Mashed Granules Milk Free	9.5 Oz	1 lb 8 Oz	3 lb	6 lb		Add Potato Flakes. Stir constantly using wire whip.
3 Margarine, Solids	0.5 Oz	1.5 Oz	2.5 Oz	5 Oz		Add Seasonings.
Salt, Iodized	1/2 tsp	1 tsp	2 tsp	1 Tbsp 1 tsp		
4						CCP -- Maintain >140F for only 4 hrs.
5						.CCP -- Cool: Product must reach 140F to 70F within 2 hrs and 70F to 40F within 4 hrs.
6						CCP -- Reheat: To internal temp of 165F held 15 sec within 1 hr - one time only.

Broccoli Florets f/Frz (Seasoned Broccoli Florets)

COOK TIME	COOK METHOD	SERVING UTENSIL	SERVING SIZE	ALLERGENS
10 Min	Steam	4z Spoodle	1/2 Cup	ⓘ Contains: AllergenSoy, Broccoli, AllergenMilk

NUTRIENTS PER SERVING					
CALORIES	CARBOHYDRATES	PROTEIN	TOTAL FAT	CALCIUM	SODIUM
40 kcal	5 g	3 g	2 g	50 mg	40 mg

INGREDIENTS	SERVINGS 10	SERVINGS 25	SERVINGS 50	SERVINGS 100	INGREDIENT PREP	PREPARATION STEP
1						WASH HANDS before beginning preparation & SANITIZE surfaces & equipment.
2	Broccoli, Florets Frz	2 lb	5 lb	10 lb	20 lb	Thawed Steam broccoli until tender, approximately 8-10 minutes. Add seasoning & margarine and mix well. Toss broccoli in margarine mixture to coat evenly.
	Margarine, Solids	1 Tbsp 2 tsp	1/4 Cup	1/2 Cup	1 Cup	
	Parsley, Dried	1/2 tsp	1 1/2 tsp	1 Tbsp	2 Tbsp	
3						CCP -- Maintain: Product held at >135F/57C Temperature should be taken every 2 hours during holding. *Maintaining at the proper temperature will present no food safety issue; long hot holding times can affect food quality.
4						CCP -- Cool: Product must reach 135F/57C to 70F/21C within 2 hrs and 70F/21C to 40F/4C within 4 hrs.
5						CCP -- Reheat: To internal temperature of 165F/74C held for at least 15 seconds.

Fruit Compote Hot Hmd (Hot Fruit Compote)



Health & Human Services



COOK-END TEMP	COOK METHOD	SERVING SIZE	ALLERGENS
135 °F	Simmer	1/2 Cup	ⓘ Contains: Apples, Cinnamon, AllergenSoy, Cherry, Pineapple, AllergenMilk, Pear, Peach

NUTRIENTS PER SERVING					
CALORIES	CARBOHYDRATES	PROTEIN	TOTAL FAT	CALCIUM	SODIUM
110 kcal	26 g	1 g	1.5 g	20 mg	15 mg

INGREDIENTS	SERVINGS 10	SERVINGS 25	SERVINGS 50	SERVINGS 100	PREPARATION STEP
1					WASH HANDS before beginning preparation & SANITIZE surfaces & equipment.
Sugar, Granulated Bulk	1/3 Cup	3/4 Cup	1 2/3 Cup	3 1/4 Cup	Combine undrained fruit and seasonings in a large saucepan. Cook off 1/4 liquid over medium-high heat.
Peaches, Sliced JcPk	1.0 Cup	2 1/4 Cup	1 1/8 Qt	2 1/4 Qt	
Pineapple, Chunks JcPk	1.0 Cup	2 1/4 Cup	1 1/8 Qt	2 1/4 Qt	
2 Pears, Sliced JcPk	1.0 Cup	2 1/4 Cup	1 1/8 Qt	2 1/4 Qt	
Apple Slices, Unsweetened Cnd	1.0 Cup	2 1/4 Cup	1 1/8 Qt	2 1/4 Qt	
Prunes, Unsweetened Cnd	1.0 Cup	2 1/4 Cup	1 1/8 Qt	2 1/4 Qt	

Fruit Compote Hot Hmd (Hot Fruit Compote)



Health & Human Services



	INGREDIENTS	SERVINGS 10	SERVINGS 25	SERVINGS 50	SERVINGS 100	PREPARATION STEP
	Cherries, Maraschino	2 Tbsp 1 tsp	1/3 Cup	3/4 Cup	1 1/2 Cup	
	Margarine, Solids	1 Tbsp 1 tsp	3 Tbsp	1/3 Cup	3/4 Cup	
	Cinnamon, Ground	1.0 tsp	2 tsp	1 Tbsp 2 tsp	3 Tbsp 1 tsp	
3						CCP -- Maintain: Product held at >135F/57C Temperature should be taken every 2 hours during holding. *Maintaining at the proper temperature will present no food safety issue; long hot holding times can affect food quality.
4						Discard unused product.
5						Note: Thin slices of lemon or lemon juice may be added. Ginger and/or nutmeg may be added for flavor.

Margarine Spread Cup PC (Soft Margarine Cup)

SERVING SIZE	ALLERGENS
2 each	ⓘ Contains: AllergenMilk

NUTRIENTS PER SERVING					
CALORIES	CARBOHYDRATES	PROTEIN	TOTAL FAT	CALCIUM	SODIUM
50 kcal	0 g	0 g	6 g	0 mg	65 mg

INGREDIENTS	SERVINGS 10	SERVINGS 25	SERVINGS 50	SERVINGS 100	PREPARATION STEP
1					WASH HANDS before beginning preparation & SANITIZE surfaces & equipment.
2					Portion according to serving size.

Milk 1% 8 flz PC (1% Milk)

SERVING SIZE	ALLERGENS
8 fl. oz	ⓘ Contains: AllergenMilk

NUTRIENTS PER SERVING					
CALORIES	CARBOHYDRATES	PROTEIN	TOTAL FAT	CALCIUM	SODIUM
100 kcal	13 g	9 g	2.5 g	350 mg	110 mg

INGREDIENTS	SERVINGS 10	SERVINGS 25	SERVINGS 50	SERVINGS 100	PREPARATION STEP
1					WASH HANDS before beginning preparation & SANITIZE surfaces & equipment.
2					Portion according to serving size.
3					CCP -- Maintain <40F/4C.

House Salad (House Salad)

COOK METHOD	SERVING SIZE	ALLERGENS
Chill	1 Cup	ⓘ Contains: Cucumber, Tomato

NUTRIENTS PER SERVING					
CALORIES	CARBOHYDRATES	PROTEIN	TOTAL FAT	CALCIUM	SODIUM
25 kcal	6 g	2 g	0 g	40 mg	15 mg

INGREDIENTS	SERVINGS 10	SERVINGS 25	SERVINGS 50	SERVINGS 100	INGREDIENT PREP	PREPARATION STEP	
1 Lettuce, Iceberg	0.8 head	2 head	4 head	8 head	Diced	WASH HANDS before beginning preparation. SANITIZE surfaces & equipment. Place 1cup Lettuce in serving bowl or plate. Top with Tomatoes and Cucumbers.	
	Lettuce, Romaine Fresh	14.5 Oz	2 lb 4 Oz	4 lb 8 Oz	9 lb		Diced
	Tomato, Grape Fresh	1 2/3 Cup	1 Qt	2 Qt	1 Gal		
	Cucumber, Fresh	9.5 Oz	1 lb 8 Oz	3 lb	6 lb		Peeled & Sliced

Pasta Stuffed Shells f/RTB w/Sauce (Stuffed Shells & Sauce)

COOK TIME	COOK TEMP	COOK METHOD	SERVING SIZE	ALLERGENS
40 Min	350.0 °F	Bake	2 each	ⓘ Contains: AllergenMilk, AllergenEggs, AllergenSoy, AllergenWheat, Tomato

NUTRIENTS PER SERVING					
CALORIES	CARBOHYDRATES	PROTEIN	TOTAL FAT	CALCIUM	SODIUM
310 kcal	37 g	12 g	13 g	250 mg	1080 mg

INGREDIENTS	SERVINGS 10	SERVINGS 25	SERVINGS 50	SERVINGS 100	PREPARATION STEP
1					WASH HANDS before beginning preparation & SANITIZE surfaces & equipment.
2	Sauce, Marinara 1 1/4 Qt	3 Qt	1 Gal 3 Cup	3 Gal	Put shells in shallow baking pan(s). Cover with spaghetti sauce.
	Pasta, Shells Stuffed No Sauce 2.25z 20 each	50 each	100 each	200 each	
3	Cheese, Parmesan Grated 1.5 Oz	4 Oz	8 Oz	1 lb	Sprinkle cheese over shells. Cover and bake.
4					Note: Parmesan Cheese can be served on the side instead of baking it with shells.
5					CCP -- Maintain: Product held at >135F/57C Temperature should be taken every 2 hours during holding. *Maintaining at the proper temperature will present no food safety issue; long hot holding times can affect food quality.
6					CCP -- Cool: Product must reach 135F/57C to 70F/21C within 2 hrs and 70F/21C to 40F/4C within 4 hrs.
7					CCP -- Reheat: To internal temperature of 165F/74C held for at least 15 seconds.

Zucchini Seasoned f/Frz (Seasoned Zucchini)

COOK TIME	COOK METHOD	SERVING SIZE	ALLERGENS
8 Min	Steam	1/2 Cup	ⓘ Contains: AllergenMilk, AllergenSoy

NUTRIENTS PER SERVING					
CALORIES	CARBOHYDRATES	PROTEIN	TOTAL FAT	CALCIUM	SODIUM
30 kcal	4 g	2 g	2 g	20 mg	20 mg

INGREDIENTS	SERVINGS 10	SERVINGS 25	SERVINGS 50	SERVINGS 100	PREPARATION STEP	
1					WASH HANDS before beginning preparation & SANITIZE surfaces & equipment.	
2	Zucchini, Frz	2 lb	5 lb	10 lb	20 lb	Steam or boil vegetables until tender, approximately 6-8 min; or cook according to package instructions. Gently stir in margarine.
	Margarine, Solids	1 Tbsp 2 tsp	1/4 Cup	1/2 Cup	1 Cup	
3					CCP -- Maintain: Product held at >135F/57C Temperature should be taken every 2 hours during holding. *Maintaining at the proper temperature will present no food safety issue; long hot holding times can affect food quality.	
4					CCP -- Cool: Product must reach 135F/57C to 70F/21C within 2 hrs and 70F/21C to 40F/4C within 4 hrs.	
5					CCP -- Reheat: To internal temperature of 165F/74C held for at least 15 seconds.	

Fruit Fresh Fall/Winter (Seasonal Fresh Fruit)

COOK METHOD	SERVING SIZE	ALLERGENS
Mix & Chill	1 Cup	ⓘ Contains: Apples, Bananas, Allergen Sulphites, Citrus

NUTRIENTS PER SERVING					
CALORIES	CARBOHYDRATES	PROTEIN	TOTAL FAT	CALCIUM	SODIUM
30 kcal	9 g	0 g	0 g	20 mg	0 mg

INGREDIENTS	SERVINGS 10	SERVINGS 25	SERVINGS 50	SERVINGS 100	INGREDIENT PREP	PREPARATION STEP
1						WASH HANDS before beginning preparation & SANITIZE surfaces & equipment. WASH ALL PRODUCE under cool, running water. Drain well.
Banana Whole Fresh	2 each	5 each	10 each	20 each		Fruit may vary from foods listed. Ask Manager which Fruit to use. The fresh Fruit includes Banana, Apple & Orange. Place prepared Fruit in serving dish.
Orange Fresh Whole	2 whole	5 whole	10 whole	20 whole		
Apple Whole Fresh	2 whole	5 whole	10 whole	20 whole	Sliced	
3						Chill <40F/4C.

Banana Whole Fresh (Banana)

SERVING SIZE	ALLERGENS
1 each	ⓘ Contains: Bananas

NUTRIENTS PER SERVING					
CALORIES	CARBOHYDRATES	PROTEIN	TOTAL FAT	CALCIUM	SODIUM
100 kcal	26 g	2 g	0 g	10 mg	5 mg

INGREDIENTS	SERVINGS 10	SERVINGS 25	SERVINGS 50	SERVINGS 100	PREPARATION STEP
1					WASH HANDS before beginning preparation & SANITIZE surfaces & equipment.
2					Portion according to serving size.

Orange Fresh Whole (Fresh Whole Orange)

SERVING SIZE	ALLERGENS
1 whole	Contains: Citrus

NUTRIENTS PER SERVING					
CALORIES	CARBOHYDRATES	PROTEIN	TOTAL FAT	CALCIUM	SODIUM
70 kcal	17 g	2 g	0 g	75 mg	0 mg

INGREDIENTS	SERVINGS 10	SERVINGS 25	SERVINGS 50	SERVINGS 100	PREPARATION STEP
1					WASH HANDS before beginning preparation & SANITIZE surfaces & equipment.
2					Portion according to serving size.

Apple Whole Fresh (Apple Whole Fresh)

SERVING UTENSIL	SERVING SIZE	ALLERGENS
Gloved	1 each	ⓘ Contains: Apples

NUTRIENTS PER SERVING					
CALORIES	CARBOHYDRATES	PROTEIN	TOTAL FAT	CALCIUM	SODIUM
70 kcal	20 g	0 g	0 g	10 mg	5 mg

INGREDIENTS	SERVINGS 10	SERVINGS 25	SERVINGS 50	SERVINGS 100	PREPARATION STEP
1					WASH HANDS before beginning preparation & SANITIZE surfaces & equipment.
2					Portion according to serving size.

Bread Wheat (Wheat Bread)

COOK METHOD	SERVING SIZE	ALLERGENS
Bake	1 slice	ⓘ Contains: AllergenWheat

NUTRIENTS PER SERVING					
CALORIES	CARBOHYDRATES	PROTEIN	TOTAL FAT	CALCIUM	SODIUM
70 kcal	12 g	3 g	1 g	40 mg	120 mg

INGREDIENTS	SERVINGS 10	SERVINGS 25	SERVINGS 50	SERVINGS 100	PREPARATION STEP
1					WASH HANDS before beginning preparation & SANITIZE surfaces & equipment.
2					Portion according to serving size.

Dressing Italian LoCal PC (LoCal Italian Dressing)

SERVING SIZE	ALLERGENS
1 each	None

NUTRIENTS PER SERVING					
CALORIES	CARBOHYDRATES	PROTEIN	TOTAL FAT	CALCIUM	SODIUM
15 kcal	2 g	0 g	1 g	0 mg	135 mg

INGREDIENTS	SERVINGS 10	SERVINGS 25	SERVINGS 50	SERVINGS 100	PREPARATION STEP
1					WASH HANDS before beginning preparation & SANITIZE surfaces & equipment.
2					Portion according to serving size.

Margarine Spread Cup PC (Soft Margarine Cup)

SERVING SIZE	ALLERGENS
1 each	ⓘ Contains: AllergenMilk

NUTRIENTS PER SERVING					
CALORIES	CARBOHYDRATES	PROTEIN	TOTAL FAT	CALCIUM	SODIUM
25 kcal	0 g	0 g	3 g	0 mg	35 mg

INGREDIENTS	SERVINGS 10	SERVINGS 25	SERVINGS 50	SERVINGS 100	PREPARATION STEP
1					WASH HANDS before beginning preparation & SANITIZE surfaces & equipment.
2					Portion according to serving size.

Milk 1% 8 flz PC (1% Milk)

SERVING SIZE	ALLERGENS
8 fl. oz	ⓘ Contains: AllergenMilk

NUTRIENTS PER SERVING					
CALORIES	CARBOHYDRATES	PROTEIN	TOTAL FAT	CALCIUM	SODIUM
100 kcal	13 g	9 g	2.5 g	350 mg	110 mg

INGREDIENTS	SERVINGS 10	SERVINGS 25	SERVINGS 50	SERVINGS 100	PREPARATION STEP
1					WASH HANDS before beginning preparation & SANITIZE surfaces & equipment.
2					Portion according to serving size.
3					CCP -- Maintain <40F/4C.

Turkey Roast f/Bnls (Roast Turkey)

COOK TIME	COOK TEMP	COOK METHOD	SERVING SIZE	ALLERGENS
60 Min	350.0 °F	Bake	3 Oz	ⓘ Contains: Chicken, Garlic, Turkey, Corn, Onion

NUTRIENTS PER SERVING					
CALORIES	CARBOHYDRATES	PROTEIN	TOTAL FAT	CALCIUM	SODIUM
110 kcal	0 g	17 g	4.5 g	10 mg	90 mg

INGREDIENTS	SERVINGS 10	SERVINGS 25	SERVINGS 50	SERVINGS 100	PREPARATION STEP	
1					WASH HANDS before beginning preparation & SANITIZE surfaces & equipment.	
2	Turkey, Roast Whole Bnls Raw	2 lb 6 Oz	6 lb	12 lb	24 lb	Roast turkey, approximately 45-60 min. Let rest for at least 10 minutes before slicing. Slice turkey and layer in shallow pan(s).
3	Base, Chicken Paste LS G-F	1.0 tsp	2 tsp	1 Tbsp 2 tsp	3 Tbsp	Make broth by combining base and water and heat. Pour broth over turkey. Serve 3 oz per portion.
	Water, Tap	3/4 Cup	2 Cup	1 Qt	2 Qt	
4					For Whole, Cut, or Ground Poultry (e.g., Chicken, Turkey, Duck): Cook to internal temp of 165F/74C held for 15 sec.	
5					CCP -- Maintain: Product held at >135F/57C Temperature should be taken every 2 hours during holding. *Maintaining at the proper temperature will present no food safety issue; long hot holding times can affect food quality.	
6					CCP -- Cool: Product must reach 135F/57C to 70F/21C within 2 hrs and 70F/21C to 40F/4C within 4 hrs.	
7					CCP -- Reheat: To internal temperature of 165F/74C held for at least 15 seconds.	

Gravy Poultry Hmd (Poultry Gravy)



Health & Human Services



COOK TEMP	SERVING SIZE	ALLERGENS
0.0 °F	2 fl. oz	ⓘ Contains: AllergenSoy, Garlic, AllergenWheat, AllergenMilk, Chicken, Corn, Onion

NUTRIENTS PER SERVING					
CALORIES	CARBOHYDRATES	PROTEIN	TOTAL FAT	CALCIUM	SODIUM
50 kcal	3 g	0 g	4.5 g	0 mg	130 mg

INGREDIENTS	SERVINGS 10	SERVINGS 25	SERVINGS 50	SERVINGS 100	PREPARATION STEP
1					WASH HANDS before beginning preparation & SANITIZE surfaces & equipment.
2 Water, Tap	2 1/8 Cup	1 1/4 Qt	2 1/2 Qt	1 Gal 2 Cup	Heat Water and Chicken Base to boiling point.
Base, Chicken Paste LS G-F	1 1/2 tsp	1 Tbsp 1 tsp	2 Tbsp 2 tsp	1/3 Cup	Add Flour to melted Margarine and make roux. Add to hot stock, stir until thickened.
3 Flour, All Purpose	1/4 Cup	2/3 Cup	1 1/4 Cup	2 1/2 Cup	
Margarine, Solids	1/4 Cup	2/3 Cup	1 1/4 Cup	2 1/2 Cup	
Salt, Iodized	1/2 tsp	1.0 tsp	2.0 tsp	1 Tbsp 1 tsp	Add Seasonings and simmer until thick and smooth.
4 Pepper, Black Ground	1/8 tsp	1/4 tsp	3/4 tsp	1 1/4 tsp	
Seasoning, Poultry	1/8 tsp	1/4 tsp	3/4 tsp	1 1/2 tsp	

Gravy Poultry Hmd (Poultry Gravy)



Health & Human Services



	INGREDIENTS	SERVINGS 10	SERVINGS 25	SERVINGS 50	SERVINGS 100	PREPARATION STEP
	Parsley, Dried	1/4 tsp	1/2 tsp	1.0 tsp	2.0 tsp	
5						Portion using 2 oz ladle.
6						CCP -- Maintain: Product held at >135F/57C Temperature should be taken every 2 hours during holding. *Maintaining at the proper temperature will present no food safety issue; long hot holding times can affect food quality.
7						CCP -- Cool: Product must reach 135F/57C to 70F/21C within 2 hrs and 70F/21C to 40F/4C within 4 hrs.
8						CCP -- Reheat: To internal temperature of 165F/74C held for at least 15 seconds.

Potato Mashed f/Inst Granules (Mashed Potatoes)

COOK METHOD	SERVING SIZE	ALLERGENS
Make	1/2 Cup	ⓘ Contains: Potatoes, AllergenSoy, AllergenMilk

NUTRIENTS PER SERVING					
CALORIES	CARBOHYDRATES	PROTEIN	TOTAL FAT	CALCIUM	SODIUM
110 kcal	24 g	3 g	1.5 g	20 mg	125 mg

INGREDIENTS	SERVINGS 10	SERVINGS 25	SERVINGS 50	SERVINGS 100	INGREDIENT PREP	PREPARATION STEP
1 Water, Tap	3.0 Cup	1 3/4 Qt	3 1/2 Qt	1 Gal 5 Cup	Boiled	WASH HANDS before beginning preparation. SANITIZE surfaces & equipment. Heat Water to boil.
2 Potato, Mashed Granules Milk Free	9.5 Oz	1 lb 8 Oz	3 lb	6 lb		Add Potato Flakes. Stir constantly using wire whip.
3 Margarine, Solids	0.5 Oz	1.5 Oz	2.5 Oz	5 Oz		Add Seasonings.
Salt, Iodized	1/2 tsp	1 tsp	2 tsp	1 Tbsp 1 tsp		
4						CCP -- Maintain >140F for only 4 hrs.
5						.CCP -- Cool: Product must reach 140F to 70F within 2 hrs and 70F to 40F within 4 hrs.
6						CCP -- Reheat: To internal temp of 165F held 15 sec within 1 hr - one time only.

Carrot Parsley (Parslied Carrots)

COOK TIME	COOK METHOD	SERVING UTENSIL	SERVING SIZE	ALLERGENS
10 Min	Steam	4z Spoodle	1/2 Cup	⚠️ Contains: Carrots, AllergenSoy, AllergenMilk

NUTRIENTS PER SERVING						
CALORIES	CARBOHYDRATES		PROTEIN	TOTAL FAT	CALCIUM	SODIUM
50 kcal	8 g		1 g	2.5 g	40 mg	75 mg

INGREDIENTS	SERVINGS 10	SERVINGS 25	SERVINGS 50	SERVINGS 100	PREPARATION STEP
1					WASH HANDS before beginning preparation & SANITIZE surfaces & equipment.
2 Carrot, Sliced Frz	2 lb	5 lb	10 lb	20 lb	Steam or boil vegetables until tender. (Approximately 8-10 minutes)
3 Margarine, Solids	1 Tbsp 2 tsp	1/4 Cup	1/2 Cup	1 Cup	Add seasonings & margarine. Mix well.
Parsley, Dried	3 Tbsp 1 tsp	1/2 Cup	1 Cup	2 Cup	
4					CCP -- Maintain: Product held at >135F/57C Temperature should be taken every 2 hours during holding. *Maintaining at the proper temperature will present no food safety issue; long hot holding times can affect food quality.
5					CCP -- Cool: Product must reach 135F/57C to 70F/21C within 2 hrs and 70F/21C to 40F/4C within 4 hrs.
6					CCP -- Reheat: To internal temperature of 165F/74C held for at least 15 seconds.

Apple Slices f/Fresh (Chilled Apple Slices)

COOK METHOD	SERVING SIZE	ALLERGENS
Chill	1/2 Cup	Contains: Apples

NUTRIENTS PER SERVING					
CALORIES	CARBOHYDRATES	PROTEIN	TOTAL FAT	CALCIUM	SODIUM
40 kcal	11 g	0 g	0 g	0 mg	5 mg

INGREDIENTS	SERVINGS 10	SERVINGS 25	SERVINGS 50	SERVINGS 100	INGREDIENT PREP	PREPARATION STEP
1 Apple, Red Delicious	5 each	12.5 each	25 each	50 each	Sliced	WASH HANDS before beginning preparation & SANITIZE surfaces & equipment.
2						WASH ALL PRODUCE under cool, running water. Drain well.
3						Core and cut into 1/2 " slices and serve.
4						CCP -- Maintain <40F/4C

Margarine Spread Cup PC (Soft Margarine Cup)

SERVING SIZE	ALLERGENS
2 each	ⓘ Contains: AllergenMilk

NUTRIENTS PER SERVING					
CALORIES	CARBOHYDRATES	PROTEIN	TOTAL FAT	CALCIUM	SODIUM
50 kcal	0 g	0 g	6 g	0 mg	65 mg

INGREDIENTS	SERVINGS 10	SERVINGS 25	SERVINGS 50	SERVINGS 100	PREPARATION STEP
1					WASH HANDS before beginning preparation & SANITIZE surfaces & equipment.
2					Portion according to serving size.

Milk 1% 8 flz PC (1% Milk)

SERVING SIZE	ALLERGENS
8 fl. oz	ⓘ Contains: AllergenMilk

NUTRIENTS PER SERVING					
CALORIES	CARBOHYDRATES	PROTEIN	TOTAL FAT	CALCIUM	SODIUM
100 kcal	13 g	9 g	2.5 g	350 mg	110 mg

INGREDIENTS	SERVINGS 10	SERVINGS 25	SERVINGS 50	SERVINGS 100	PREPARATION STEP
1					WASH HANDS before beginning preparation & SANITIZE surfaces & equipment.
2					Portion according to serving size.
3					CCP -- Maintain <40F/4C.

House Salad (House Salad)

COOK METHOD	SERVING SIZE	ALLERGENS
Chill	1 Cup	ⓘ Contains: Cucumber, Tomato

NUTRIENTS PER SERVING					
CALORIES	CARBOHYDRATES	PROTEIN	TOTAL FAT	CALCIUM	SODIUM
25 kcal	6 g	2 g	0 g	40 mg	15 mg

	INGREDIENTS	SERVINGS 10	SERVINGS 25	SERVINGS 50	SERVINGS 100	INGREDIENT PREP	PREPARATION STEP
1	Lettuce, Iceberg	0.8 head	2 head	4 head	8 head	Diced	WASH HANDS before beginning preparation. SANITIZE surfaces & equipment. Place 1cup Lettuce in serving bowl or plate. Top with Tomatoes and Cucumbers.
	Lettuce, Romaine Fresh	14.5 Oz	2 lb 4 Oz	4 lb 8 Oz	9 lb	Diced	
	Tomato, Grape Fresh	1 2/3 Cup	1 Qt	2 Qt	1 Gal		
	Cucumber, Fresh	9.5 Oz	1 lb 8 Oz	3 lb	6 lb	Peeled & Sliced	

Beef Stroganoff f/Cubes (Beef Stroganoff)



Health & Human Services



COOK TIME	COOK-END TEMP	COOK METHOD	SERVING SIZE	ALLERGENS
40 Min	155 °F	Simmer	1 Cup	ⓘ Contains: Garlic, Corn, Beef, AllergenWheat, Mushroom, AllergenMilk, AllergenFish, AllergenSoy, Onion

NUTRIENTS PER SERVING					
CALORIES	CARBOHYDRATES	PROTEIN	TOTAL FAT	CALCIUM	SODIUM
230 kcal	10 g	25 g	11 g	75 mg	270 mg

INGREDIENTS	SERVINGS 10	SERVINGS 25	SERVINGS 50	SERVINGS 100	INGREDIENT PREP	PREPARATION STEP
1 Beef, Cubes Raw	2 lb 13 Oz	7 lb 2 Oz	14 lb 4 Oz	28 lb 7 Oz	Thawed	WASH HANDS before beginning preparation & SANITIZE surfaces & equipment.
	Onion, Yellow	5.5 Oz	13.5 Oz	1 lb 11 Oz	3 lb 5 Oz	
2 Margarine, Solids	1 Tbsp	2 Tbsp 2 tsp	1/3 Cup	2/3 Cup	Melted	Cut meat in 1" cubes. Brown meat in margarine. Add onion and seasonings.
	Garlic, Powder	1/2 tsp	1 1/4 tsp	2 3/4 tsp	1 Tbsp 2 tsp	
	Pepper, Black Ground	1/4 tsp	3/4 tsp	1 1/4 tsp	2 3/4 tsp	
3 Water, Tap	2 1/3 Cup	1 1/2 Qt	3 Qt	1 Gal 3 Cup		Make beef stock from water & base. Heat stock; add to meat. Simmer 35-40 min, until meat is tender.
	Base, Beef Paste LS G-F	1 Tbsp	2 Tbsp 2 tsp	1/3 Cup	2/3 Cup	

Beef Stroganoff f/Cubes (Beef Stroganoff)



Health & Human Services



	INGREDIENTS	SERVINGS 10	SERVINGS 25	SERVINGS 50	SERVINGS 100	INGREDIENT PREP	PREPARATION STEP
4							For Ground Meat (Beef, Pork, Veal, Lamb, Fish) and Eggs: Cook to internal temp of 155F/68C held for 17 seconds.
5	Sauce, Worcestershire	3 Tbsp 1 tsp	1/2 Cup	1 Cup	2 Cup		Mix flour, water and worcestershire sauce. Stir until smooth. Add to meat while stirring and cook until thickened.
	Water, Tap	1/2 Cup	1 1/3 Cup	2 2/3 Cup	1 1/4 Qt		
	Flour, All Purpose	2 Oz	5.5 Oz	10.5 Oz	1 lb 5 Oz		
6	Mushrooms, Pieces Cnd	2/3 Cup	1 2/3 Cup	3 1/3 Cup	1 3/4 Qt		Add mushrooms to meat.
7	Sour Cream, Real Bulk	1 1/8 Cup	2 2/3 Cup	1 1/4 Qt	2 3/4 Qt		Just before serving, add sour cream to meat mixture, stirring constantly. Cook and stir until thickened.
8							CCP -- Maintain: Product held at >135F/57C Temperature should be taken every 2 hours during holding. *Maintaining at the proper temperature will present no food safety issue; long hot holding times can affect food quality.
9							CCP -- Cool: Product must reach 135F/57C to 70F/21C within 2 hrs and 70F/21C to 40F/4C within 4 hrs.
10							CCP -- Reheat: To internal temperature of 165F/74C held for at least 15 seconds.

Noodles Parslied (Parslied Noodles)



Health & Human Services



COOK TEMP	COOK METHOD	SERVING SIZE	ALLERGENS
0.0 °F	Boil	1/2 Cup	ⓘ Contains: AllergenWheat, AllergenEggs, AllergenSoy, AllergenMilk

NUTRIENTS PER SERVING					
CALORIES	CARBOHYDRATES	PROTEIN	TOTAL FAT	CALCIUM	SODIUM
120 kcal	20 g	4 g	3 g	20 mg	125 mg

INGREDIENTS	SERVINGS 10	SERVINGS 25	SERVINGS 50	SERVINGS 100	INGREDIENT PREP	PREPARATION STEP
1						WASH HANDS before beginning preparation & SANITIZE surfaces & equipment.
2	Salt, Iodized 1/2 tsp	1 tsp	2 tsp	1 Tbsp 1 tsp		Bring water and salt to a boil.
	Water, Tap 2 1/2 Qt	1 Gal 3 Cup	3 Gal	6 Gal		
3	Noodles, Egg Dry 9.5 Oz	1 lb 8 Oz	3 lb	6 lb		Add pasta gradually while stirring. Reheat to boiling temp. Cook uncovered at a fast boil until tender, about 10 min. Test for doneness. Noodles should still be firm to the bite. Stir occasionally to help prevent sticking. Drain.
4	Parsley, Dried 1 Tbsp 2 tsp	1/4 Cup	1/2 Cup	1 Cup		Stir in margarine and parsley.
	Margarine, Solids 1 Tbsp 2 tsp	1/4 Cup	1/2 Cup	1 Cup	Melted	
5						CCP -- Maintain: Product held at >135F/57C Temperature should be taken every 2 hours during holding. *Maintaining at the proper temperature will present no food safety issue; long hot holding times can affect food quality.

Noodles Parslied (Parslied Noodles)

	INGREDIENTS	SERVINGS 10	SERVINGS 25	SERVINGS 50	SERVINGS 100	INGREDIENT PREP	PREPARATION STEP
6							CCP -- Cool: Product must reach 135F/57C to 70F/21C within 2 hrs and 70F/21C to 40F/4C within 4 hrs.
7							CCP -- Reheat: To internal temperature of 165F/74C held for at least 15 seconds.

Broccoli Florets f/Frz (Seasoned Broccoli Florets)

COOK TIME	COOK METHOD	SERVING UTENSIL	SERVING SIZE	ALLERGENS
10 Min	Steam	4z Spoodle	1/2 Cup	ⓘ Contains: AllergenSoy, Broccoli, AllergenMilk

NUTRIENTS PER SERVING					
CALORIES	CARBOHYDRATES	PROTEIN	TOTAL FAT	CALCIUM	SODIUM
40 kcal	5 g	3 g	2 g	50 mg	40 mg

INGREDIENTS	SERVINGS 10	SERVINGS 25	SERVINGS 50	SERVINGS 100	INGREDIENT PREP	PREPARATION STEP
1						WASH HANDS before beginning preparation & SANITIZE surfaces & equipment.
2	Broccoli, Florets Frz	2 lb	5 lb	10 lb	20 lb	Thawed Steam broccoli until tender, approximately 8-10 minutes. Add seasoning & margarine and mix well. Toss broccoli in margarine mixture to coat evenly.
	Margarine, Solids	1 Tbsp 2 tsp	1/4 Cup	1/2 Cup	1 Cup	
	Parsley, Dried	1/2 tsp	1 1/2 tsp	1 Tbsp	2 Tbsp	
3						CCP -- Maintain: Product held at >135F/57C Temperature should be taken every 2 hours during holding. *Maintaining at the proper temperature will present no food safety issue; long hot holding times can affect food quality.
4						CCP -- Cool: Product must reach 135F/57C to 70F/21C within 2 hrs and 70F/21C to 40F/4C within 4 hrs.
5						CCP -- Reheat: To internal temperature of 165F/74C held for at least 15 seconds.

Dressing Italian LoCal PC (LoCal Italian Dressing)

SERVING SIZE	ALLERGENS
1 each	None

NUTRIENTS PER SERVING					
CALORIES	CARBOHYDRATES	PROTEIN	TOTAL FAT	CALCIUM	SODIUM
15 kcal	2 g	0 g	1 g	0 mg	135 mg

INGREDIENTS	SERVINGS 10	SERVINGS 25	SERVINGS 50	SERVINGS 100	PREPARATION STEP
1					WASH HANDS before beginning preparation & SANITIZE surfaces & equipment.
2					Portion according to serving size.

Margarine Spread Cup PC (Soft Margarine Cup)

SERVING SIZE	ALLERGENS
1 each	ⓘ Contains: AllergenMilk

NUTRIENTS PER SERVING					
CALORIES	CARBOHYDRATES	PROTEIN	TOTAL FAT	CALCIUM	SODIUM
25 kcal	0 g	0 g	3 g	0 mg	35 mg

INGREDIENTS	SERVINGS 10	SERVINGS 25	SERVINGS 50	SERVINGS 100	PREPARATION STEP
1					WASH HANDS before beginning preparation & SANITIZE surfaces & equipment.
2					Portion according to serving size.

Milk 1% 8 flz PC (1% Milk)

SERVING SIZE	ALLERGENS
8 fl. oz	ⓘ Contains: AllergenMilk

NUTRIENTS PER SERVING					
CALORIES	CARBOHYDRATES	PROTEIN	TOTAL FAT	CALCIUM	SODIUM
100 kcal	13 g	9 g	2.5 g	350 mg	110 mg

INGREDIENTS	SERVINGS 10	SERVINGS 25	SERVINGS 50	SERVINGS 100	PREPARATION STEP
1					WASH HANDS before beginning preparation & SANITIZE surfaces & equipment.
2					Portion according to serving size.
3					CCP -- Maintain <40F/4C.

Cabbage Roll Stuffed in Sauce f/RTB (Stuffed Cabbage Roll In Sauce



Health & Human Services



COOK TEMP	COOK METHOD	SERVING SIZE	ALLERGENS
0.0 °F	Bake	1 each	ⓘ Contains: AllergenMilk, Cabbage, AllergenSoy, Tomato, Beef, AllergenWheat

NUTRIENTS PER SERVING					
CALORIES	CARBOHYDRATES	PROTEIN	TOTAL FAT	CALCIUM	SODIUM
160 kcal	20 g	9 g	5 g	75 mg	580 mg

INGREDIENTS	SERVINGS 10	SERVINGS 25	SERVINGS 50	SERVINGS 100	PREPARATION STEP
1 Cabbage Roll Beef Stuffed RTC	10 each	25 each	50 each	100 each	WASH HANDS before beginning preparation. SANITIZE surfaces & equipment. Place Cabbage Rolls (leave in original container) into the oven or steamer to heat according to package directions to *internal temp >165F for 15 sec. For added flavor serve with Tomato Sauce heated to >140F/60C . Serve 1 fl oz per serving, poured over Rolls.
2					CCP - Maintain >140F for only 4 hrs.
3					CCP - Cool: Product must reach 140F to 70F within 2 hrs and 70F to 40F within 4 hrs.
4					CCP - Reheat: To internal temp of 165F held 15 sec within 1 hr - one time only.

Cabbage Roll Beef Stuffed RTC (Beef Stuffed Cabbage Roll)

COOK TEMP	COOK-END TEMP	COOK METHOD	SERVING SIZE	ALLERGENS
325.0 °F	165 °F	Bake	1 each	ⓘ Contains: AllergenWheat, AllergenSoy, Cabbage, AllergenMilk, Tomato, Beef

NUTRIENTS PER SERVING					
CALORIES	CARBOHYDRATES	PROTEIN	TOTAL FAT	CALCIUM	SODIUM
160 kcal	20 g	9 g	5 g	75 mg	580 mg

INGREDIENTS	SERVINGS 10	SERVINGS 25	SERVINGS 50	SERVINGS 100	PREPARATION STEP
1					WASH HANDS before beginning preparation & SANITIZE surfaces & equipment.
2					CONVECTION OVEN: Cook Frozen product for 1 hour and 10-15 min. Thawed product for 35-40 min. Tent lid. Place product on a baking sheet. During last 10-15 minutes, gently rotate cabbage rolls and spoon with sauce; replace lid.
3					MICROWAVE: Cook thawed product - 1 Cabbage Roll with Sauce 50% Power 4 1/2 - 5 min. Heat loosely covered in a microwave-safe dish; spoon sauce over cabbage roll during cooking.
4					Casseroles & Reheated Leftovers: Cook to internal temp of 165F/74C held for 15 sec.
5					CCP -- Maintain: Product held at >135F/57C Temperature should be taken every 2 hours during holding. *Maintaining at the proper temperature will present no food safety issue; long hot holding times can affect food quality.
6					CCP -- Cool: Product must reach 135F/57C to 70F/21C within 2 hrs and 70F/21C to 40F/4C within 4 hrs.
7					CCP -- Reheat: To internal temperature of 165F/74C held for at least 15 seconds.

Potato Mashed f/Inst Granules (Mashed Potatoes)

COOK METHOD	SERVING SIZE	ALLERGENS
Make	1/2 Cup	ⓘ Contains: Potatoes, AllergenSoy, AllergenMilk

NUTRIENTS PER SERVING					
CALORIES	CARBOHYDRATES	PROTEIN	TOTAL FAT	CALCIUM	SODIUM
110 kcal	24 g	3 g	1.5 g	20 mg	125 mg

INGREDIENTS	SERVINGS 10	SERVINGS 25	SERVINGS 50	SERVINGS 100	INGREDIENT PREP	PREPARATION STEP
1 Water, Tap	3.0 Cup	1 3/4 Qt	3 1/2 Qt	1 Gal 5 Cup	Boiled	WASH HANDS before beginning preparation. SANITIZE surfaces & equipment. Heat Water to boil.
2 Potato, Mashed Granules Milk Free	9.5 Oz	1 lb 8 Oz	3 lb	6 lb		Add Potato Flakes. Stir constantly using wire whip.
3 Margarine, Solids	0.5 Oz	1.5 Oz	2.5 Oz	5 Oz		Add Seasonings.
Salt, Iodized	1/2 tsp	1 tsp	2 tsp	1 Tbsp 1 tsp		
4						CCP -- Maintain >140F for only 4 hrs.
5						.CCP -- Cool: Product must reach 140F to 70F within 2 hrs and 70F to 40F within 4 hrs.
6						CCP -- Reheat: To internal temp of 165F held 15 sec within 1 hr - one time only.

Green Beans Herb Frz (Herbed Green Beans)



Health & Human Services



COOK TIME	COOK METHOD	SERVING SIZE	ALLERGENS
10 Min	Steam	1/2 Cup	ⓘ Contains: AllergenMilk, AllergenSoy, Beans/Legumes

NUTRIENTS PER SERVING					
CALORIES	CARBOHYDRATES	PROTEIN	TOTAL FAT	CALCIUM	SODIUM
35 kcal	6 g	2 g	1.5 g	40 mg	15 mg

INGREDIENTS	SERVINGS 10	SERVINGS 25	SERVINGS 50	SERVINGS 100	PREPARATION STEP
1 Green Beans, Cut Frz	2 lb	5 lb	10 lb	20 lb	WASH HANDS before beginning preparation & SANITIZE surfaces & equipment.
Margarine, Solids	1 Tbsp	2 Tbsp 2 tsp	1/3 Cup	2/3 Cup	Steam or boil vegetables until tender. (8-10 minutes)
Pepper, Black Ground	1/4 tsp	1/2 tsp	1 tsp	2 tsp	
2 Basil, Dried Leaves	1/4 tsp	3/4 tsp	1 1/2 tsp	1 Tbsp	
Rosemary, Dried Whole	1/4 tsp	3/4 tsp	1 1/2 tsp	1 Tbsp	
Paprika	1/4 tsp	1/2 tsp	1 tsp	2 tsp	
3					Add seasonings and mix well.

Green Beans Herb Frz * (Herbed Green Beans)

	INGREDIENTS	SERVINGS 10	SERVINGS 25	SERVINGS 50	SERVINGS 100	PREPARATION STEP
4						CCP -- Maintain: Product held at >135F/57C Temperature should be taken every 2 hours during holding. *Maintaining at the proper temperature will present no food safety issue; long hot holding times can affect food quality.
5						CCP -- Cool: Product must reach 135F/57C to 70F/21C within 2 hrs and 70F/21C to 40F/4C within 4 hrs.
6						CCP -- Reheat: To internal temperature of 165F/74C held for at least 15 seconds.

Fruit Heavenly Hash (Heavenly Hash)

SERVING SIZE	ALLERGENS
1/2 Cup	Contains: Pineapple, Bananas, Peach, AllergenSoy, Citrus, Cherry, Pear

NUTRIENTS PER SERVING					
CALORIES	CARBOHYDRATES	PROTEIN	TOTAL FAT	CALCIUM	SODIUM
60 kcal	14 g	1 g	1 g	10 mg	10 mg

INGREDIENTS	SERVINGS 10	SERVINGS 25	SERVINGS 50	SERVINGS 100	INGREDIENT PREP	PREPARATION STEP
1						WASH HANDS before beginning preparation & SANITIZE surfaces & equipment.
2 Topping, Whip Non-Dairy Bag Frz	1/2 Cup	1 1/8 Cup	2 1/4 Cup	1 1/8 Qt		Whip topping per manufacturer's instructions.
3 Marshmallows, Mini	3/4 Cup	2 Cup	1 Qt	2 Qt		Mix fruit cocktail and marshmallows.
Fruit Cocktail, JcPk	1 2/3 Cup	1 Qt	2 Qt	1 Gal	Drained	
4 Banana Whole Fresh	3/4 Cup	2 Cup	1 Qt	2 Qt	Diced	Combine all fruits and mix lightly. Chill.
Orange, Mandarin JcPk	1 2/3 Cup	1 Qt	2 Qt	1 Gal	Diced	
5						Stir in whipped topping just before serving.
6						CCP -- Maintain <40F/4C
7						Notes: Whipped topping f/dry powder may be substituted for whipped topping f/frz.

Banana Whole Fresh (Banana)

SERVING SIZE	ALLERGENS
1 each	ⓘ Contains: Bananas

NUTRIENTS PER SERVING					
CALORIES	CARBOHYDRATES	PROTEIN	TOTAL FAT	CALCIUM	SODIUM
100 kcal	26 g	2 g	0 g	10 mg	5 mg

INGREDIENTS	SERVINGS 10	SERVINGS 25	SERVINGS 50	SERVINGS 100	PREPARATION STEP
1					WASH HANDS before beginning preparation & SANITIZE surfaces & equipment.
2					Portion according to serving size.

Margarine Spread Cup PC (Soft Margarine Cup)

SERVING SIZE	ALLERGENS
2 each	ⓘ Contains: AllergenMilk

NUTRIENTS PER SERVING					
CALORIES	CARBOHYDRATES	PROTEIN	TOTAL FAT	CALCIUM	SODIUM
50 kcal	0 g	0 g	6 g	0 mg	65 mg

INGREDIENTS	SERVINGS 10	SERVINGS 25	SERVINGS 50	SERVINGS 100	PREPARATION STEP
1					WASH HANDS before beginning preparation & SANITIZE surfaces & equipment.
2					Portion according to serving size.

Milk 1% 8 flz PC (1% Milk)

SERVING SIZE	ALLERGENS
8 fl. oz	ⓘ Contains: AllergenMilk

NUTRIENTS PER SERVING					
CALORIES	CARBOHYDRATES	PROTEIN	TOTAL FAT	CALCIUM	SODIUM
100 kcal	13 g	9 g	2.5 g	350 mg	110 mg

INGREDIENTS	SERVINGS 10	SERVINGS 25	SERVINGS 50	SERVINGS 100	PREPARATION STEP
1					WASH HANDS before beginning preparation & SANITIZE surfaces & equipment.
2					Portion according to serving size.
3					CCP -- Maintain <40F/4C.

Tuna Noodle Casserole (Tuna Noodle Casserole)



Health & Human Services



COOK TIME	COOK TEMP	COOK-END TEMP	COOK METHOD	SERVING SIZE	ALLERGENS
45 Min	350.0 °F	165 °F	Bake	1 Cup	ⓘ Contains: AllergenEggs, AllergenSoy, Chicken, Garlic, AllergenMilk, AllergenWheat, Celery, AllergenFish, Peas, Onion, Corn

NUTRIENTS PER SERVING					
CALORIES	CARBOHYDRATES	PROTEIN	TOTAL FAT	CALCIUM	SODIUM
280 kcal	32 g	23 g	7 g	150 mg	300 mg

INGREDIENTS	SERVINGS 10	SERVINGS 25	SERVINGS 50	SERVINGS 100	INGREDIENT PREP	PREPARATION STEP	
1						WASH HANDS before beginning preparation & SANITIZE surfaces & equipment.	
2 Noodles, Egg Dry	9.5 Oz	1 lb 8 Oz	3 lb	6 lb		Prepare noodles per package instructions; rinse and drain.	
3	Margarine, Solids	2 Tbsp 1 tsp	1/3 Cup	3/4 Cup	1 1/2 Cup	Melted	Melt margarine. Add onions and celery. Sauté until tender. Add flour, pepper and garlic to flour mixture. Stir and cook 5-10 min.
	Onion, Yellow	3 Tbsp 1 tsp	1/2 Cup	1 Cup	2 Cup	Diced	
	Celery, Fresh	3 Tbsp 1 tsp	1/2 Cup	1 Cup	2 Cup	Diced	
	Flour, All Purpose	2/3 Cup	1 1/2 Cup	3 Cup	1 1/2 Qt		
	Pepper, White	1/4 tsp	1/2 tsp	1 tsp	2 tsp		
Garlic, Powder	1/4 tsp	1/2 tsp	1 tsp	2 tsp			

Tuna Noodle Casserole (Tuna Noodle Casserole)



Health & Human Services



	INGREDIENTS	SERVINGS 10	SERVINGS 25	SERVINGS 50	SERVINGS 100	INGREDIENT PREP	PREPARATION STEP
4	Base, Chicken Paste LS G-F	2 tsp	2 Tbsp	1/4 Cup	1/2 Cup		Stir in Base. Add water and milk; stir constantly with wire whisk until thickened. Add tuna and noodles to sauce. Fold peas into sauce. Scale 13 lbs mixture in greased 12x20x2" pan(s).
	Water, Tap	1 2/3 Cup	1 Qt	2 Qt	1 Gal		
	Milk, 2% Bulk	2 1/3 Cup	1 1/2 Qt	3 Qt	1 Gal 3 Cup		
	Tuna, Chunk Light WtrPk Bulk	1 lb 10 Oz	4 lb	8 lb	16 lb	Drained	
	Peas, Green Frz	6.5 Oz	1 lb	2 lb	4 lb		
5	Cheese, Cheddar Shredded	1/3 Cup	1 Cup	2 Cup	1 Qt		Sprinkle with 1 cup cheese per pan. Garnish with sprinkling of paprika. Bake.
	Paprika	1/8 tsp	1/4 tsp	1/2 tsp	1 tsp		
6							Casseroles & Reheated Leftovers: Cook to internal temp of 165F/74C held for 15 sec.
7							CCP -- Maintain: Product held at >135F/57C Temperature should be taken every 2 hours during holding. *Maintaining at the proper temperature will present no food safety issue; long hot holding times can affect food quality.
8							CCP -- Cool: Product must reach 135F/57C to 70F/21C within 2 hrs and 70F/21C to 40F/4C within 4 hrs.
9							CCP -- Reheat: To internal temperature of 165F/74C held for at least 15 seconds.

Vegetable Mix 4 Way Blend (Mixed Vegetables)

COOK TEMP	COOK METHOD	SERVING SIZE	ALLERGENS
0.0 °F	Steam	1/2 Cup	ⓘ Contains: Carrots, Corn, AllergenSoy, AllergenMilk, Peas

NUTRIENTS PER SERVING					
CALORIES	CARBOHYDRATES	PROTEIN	TOTAL FAT	CALCIUM	SODIUM
80 kcal	12 g	3 g	2 g	30 mg	50 mg

INGREDIENTS	SERVINGS 10	SERVINGS 25	SERVINGS 50	SERVINGS 100	INGREDIENT PREP	PREPARATION STEP
1						WASH HANDS before beginning preparation & SANITIZE surfaces & equipment.
2	Vegetable Mix, 4 Way Frz 2 lb	5 lb	10 lb	20 lb		Steam or boil Vegetables until just tender. Do Not Overcook. Add Margarine & mix well.
	Margarine, Solids 1 Tbsp 2 tsp	1/4 Cup	1/2 Cup	1 Cup	Melted	
3						CCP -- Maintain: Product held at >135F/57C Temperature should be taken every 2 hours during holding. *Maintaining at the proper temperature will present no food safety issue; long hot holding times can affect food quality.
4						CCP -- Cool: Product must reach 135F/57C to 70F/21C within 2 hrs and 70F/21C to 40F/4C within 4 hrs.
5						CCP -- Reheat: To internal temperature of 165F/74C held for at least 15 seconds.

Banana Split Dessert (Banana Split Dessert)



Health & Human Services



COOK TIME	COOK TEMP	COOK METHOD	SERVING UTENSIL	SERVING SIZE	ALLERGENS
5 Min	375.0 °F	Bake & Chill	Spatula	1 (2x3)	⚠️ Contains: AllergenMilk, Pineapple, Cherry, Bananas, AllergenSoy, AllergenWheat

NUTRIENTS PER SERVING					
CALORIES	CARBOHYDRATES	PROTEIN	TOTAL FAT	CALCIUM	SODIUM
310 kcal	39 g	3 g	17 g	30 mg	210 mg

INGREDIENTS	SERVINGS 10	SERVINGS 25	SERVINGS 50	SERVINGS 100	INGREDIENT PREP	PREPARATION STEP
1						WASH HANDS before beginning preparation & SANITIZE surfaces & equipment.
Crumbs, Graham Cracker	5.5 Oz	14 Oz	1 lb 12 Oz	3 lb 8 Oz		Graham Cracker Crust: Mix Crumbs, Sugar, & Margarine. Pat Crumb mixture evenly into baking pans; bake.
2 Sugar, Granulated Bulk	1/4 Cup	2/3 Cup	1 1/4 Cup	2 1/2 Cup		
Margarine, Solids	4.5 Oz	11 Oz	1 lb 6 Oz	2 lb 12 Oz	Melted	
3 Sugar, Powdered	3/4 Cup	2 Cup	1 Qt	2 Qt		Banana Split: Mix Powdered Sugar and Cream Cheese together and spread over crust. Layer the following ingredients in order: Pineapple Bananas Whipped Topping Garnish with Cherry halves.
Cream Cheese, Bulk	3 Oz	8 Oz	1 lb	2 lb		
Pineapple, Crushed JcPk	8 Oz	1 lb 4 Oz	2 lb 8 Oz	5 lb	Drained	

Banana Split Dessert (Banana Split Dessert)



Health & Human Services



	INGREDIENTS	SERVINGS 10	SERVINGS 25	SERVINGS 50	SERVINGS 100	INGREDIENT PREP	PREPARATION STEP
	Banana Whole Fresh	2.5 each	6.25 each	12.5 each	25 each	Peeled & Sliced	
	Topping, Whip Non-Dairy Bag Frz	4 Oz	10 Oz	1 lb 4 Oz	2 lb 8 Oz	Prepared	
	Cherries, Maraschino	1.5 Oz	3.5 Oz	7 Oz	14.5 Oz	Halved	
4							CCP -- Maintain <40F/4C; discard unused product.
5							Note: Chopped Nut garnish can be added for Regular Diet/Texture if desired.

Banana Whole Fresh (Banana)

SERVING SIZE	ALLERGENS
1 each	ⓘ Contains: Bananas

NUTRIENTS PER SERVING					
CALORIES	CARBOHYDRATES	PROTEIN	TOTAL FAT	CALCIUM	SODIUM
100 kcal	26 g	2 g	0 g	10 mg	5 mg

INGREDIENTS	SERVINGS 10	SERVINGS 25	SERVINGS 50	SERVINGS 100	PREPARATION STEP
1					WASH HANDS before beginning preparation & SANITIZE surfaces & equipment.
2					Portion according to serving size.

Margarine Spread Cup PC (Soft Margarine Cup)

SERVING SIZE	ALLERGENS
1 each	ⓘ Contains: AllergenMilk

NUTRIENTS PER SERVING					
CALORIES	CARBOHYDRATES	PROTEIN	TOTAL FAT	CALCIUM	SODIUM
25 kcal	0 g	0 g	3 g	0 mg	35 mg

INGREDIENTS	SERVINGS 10	SERVINGS 25	SERVINGS 50	SERVINGS 100	PREPARATION STEP
1					WASH HANDS before beginning preparation & SANITIZE surfaces & equipment.
2					Portion according to serving size.

Milk 1% 8 flz PC (1% Milk)

SERVING SIZE	ALLERGENS
8 fl. oz	ⓘ Contains: AllergenMilk

NUTRIENTS PER SERVING					
CALORIES	CARBOHYDRATES	PROTEIN	TOTAL FAT	CALCIUM	SODIUM
100 kcal	13 g	9 g	2.5 g	350 mg	110 mg

INGREDIENTS	SERVINGS 10	SERVINGS 25	SERVINGS 50	SERVINGS 100	PREPARATION STEP
1					WASH HANDS before beginning preparation & SANITIZE surfaces & equipment.
2					Portion according to serving size.
3					CCP -- Maintain <40F/4C.



NUTRIENT ANALYSIS

Nutrient analysis software has been used to ensure the menus and recipes provided meet the requirements of the Older Americans Act (OAA) Nutrition Program and adhere to the 2020-2025 Dietary Guidelines for Americans.

Nutrient analysis is provided for both the monthly and daily timeframes.

Nutrient Analysis North Dakota Aging Services
Cycle Menu
Fall/Winter 5 Day
Lunch
2023

	Goal is 1/3 of DRI	
Macronutrients	Minimum Requirements	Menu Provides
Calories (kcal)	660 kcal	720 kcal
Protein (g)	30 (g)	40 (g)
Carbohydrate	NA	96 (g)
Fat	30-35% of calories, less is acceptable	30 %
Fiber (g)	9 (g)	10 (g)
Vitamins and Minerals	Minimum Requirements +/- 10%	Menu Provides
Vitamin A	300 mcg	591.85 mcg
Vitamin B-6	.6 mg	1.2 mcg
Vitamin B12	.8 mcg	3.15 mcg
Vitamin C	30 mcg	44.2 mcg
Vitamin D	3 mcg	4.5 mcg
Calcium	330 mg	650 mg
Potassium	1567 mg	1600mg
Sodium	<1000mg avg over one month	970 mg

Goals are based on meeting 1/3 of the DRI for one meal per day on this menu. (+/-10%)

The 2020-2025 Dietary Guidelines for Americans recommends limiting high sodium foods and beverages. Sodium below the specified goal is acceptable and desirable for heart health.

This menu does not exceed tolerable upper limits for any vitamins and minerals as defined by the Food and Nutrition Board, Institute of Medicine, National Academies.

Daily Nutrient Analysis: Monday, Week 1, Cycle Menu F/W Lunch 5 day 2023

Diet: Regular | Texture: Regular | Choice: 1

	CAL (KCAL)	CHO (G)	FIBER (G)	SOL FIBR (G)	INSOL FIBR (G)	SUGAR (G)	ADDED SUGAR (G)	PRO (G)	FAT (G)	Ca (MG)	Fe (MG)	K (MG)	Na (MG)	P (MG)	VIT A (RE)	VIT C (MG)	VIT D (MCG)	VIT K (MCG)	FOL (MCG)	CHOL (MG)	FATR (G)	SAT FAT (G)
IDEAL VALUES	660	100	9	0	0	0	0	30	25	350	0	1600	1100	0	300	30	3	0	0	200	0	10
DAILY TOTAL	745	106	10	0	0	37	0	47	21	595	4	2090	710	728	400	112	3	119	103	105	1	6
Lunch																						
8fl. oz Milk 1% 8 flz PC	100	13	0	0	0	13	0	9	2.5	350	0.1	400	110	233.64	142.65	0	3	0.25	12.3	15	0	1.5
2 Each Margarine Spread Cup PC	50	0	0	0	0	0	0	0	6	0	0	0	65	1.6	81.9	0.01	0	10.1	0.1	5	0.37	1
2 Slice Bread Whole Wheat	140	25	3	0	0	2	0	8	2	100	1.5	150	260	120.2	0	0	0	4.42	23.81	0	0.01	0
1/2cup Broccoli Spears f/Frz	50	7	3	0	0	2	0	4	2	75	0.75	225	45	62.63	77.08	45.52	0.4	102.51	34.1	0	0.14	0
1/2cup Oranges Mandarin Chilled JcPk Cnd	45	12	1	0	0	11	0	1	0	20	0.4	175	10	12.43	53.45	42.51	0	0	6.21	0	0	0
1 Each Sour Cream PC	60	2	0	0	0	1	0	1	6	30	0	40	10	21.55	35.15	0.26	0	0.43	1.7	20	0.23	3
3oz BBQ Chicken Breast Bnls	130	7	0	0	0	5	0	20	2.5	10	0.5	350	200	183.99	9.36	0.09	0	0.28	7.96	65	0.01	0
1 Whole Potato Baked	170	40	3	0	0	3	0	4	0	10	0.75	750	10	92.14	0	23.59	0	0.55	16.59	0	0	0
Lunch TOTAL	745	106	10	0	0	37	0	47	21.0	595	4.0	2090	710	728.18	399.59	111.98	3.4	118.54	102.77	105	0.76	5.5

Daily Nutrient Analysis: Tuesday, Week 1, Cycle Menu F/W Lunch 5 day 2023

Diet: Regular | Texture: Regular | Choice: 1

	CAL (KCAL)	CHO (G)	FIBER (G)	SOL FIBR (G)	INSOL FIBR (G)	SUGAR (G)	ADDED SUGAR (G)	PRO (G)	FAT (G)	Ca (MG)	Fe (MG)	K (MG)	Na (MG)	P (MG)	VIT A (RE)	VIT C (MG)	VIT D (MCG)	VIT K (MCG)	FOL (MCG)	CHOL (MG)	FATRN (G)	SAT FAT (G)
IDEAL VALUES	660	100	9	0	0	0	0	30	25	350	0	1600	1100	0	300	30	3	0	0	200	0	10
DAILY TOTAL	690	93	12	0	0	52	0	37	26	600	5	1700	1070	644	600	26	5	132	170	60	1	5
Lunch																						
8fl. oz Milk 1% 8 flz PC	100	13	0	0	0	13	0	9	2.5	350	0.1	400	110	233.64	142.65	0	3	0.25	12.3	15	0	1.5
2 Each Margarine Spread Cup PC	50	0	0	0	0	0	0	0	6	0	0	0	65	1.6	81.9	0.01	0	10.1	0.1	5	0.37	1
2 Slice Bread Whole Wheat	140	25	3	0	0	2	0	8	2	100	1.5	150	260	120.2	0	0	0	4.42	23.81	0	0.01	0
1 Each Dressing Italian Fat Free PC	20	4	0	0	0	4	0	0	0	20	0.2	50	490	46.36	1.7	0.17	0	0.68	5.1	5	0	0
3oz Salmon Herb Roasted	120	2	1	0	0	0	0	13	8	20	0.75	350	60	123.75	45.46	8.41	0.6	4.9	16.82	35	0.26	1
1/2cup Green Beans Herb Frz *	35	6	3	0	0	2	0	2	1.5	40	0.75	150	15	26.74	32.55	3.74	0.2	36.82	21.15	0	0.09	0
1cup House Salad *	25	6	2	0	0	3	0	2	0	40	1	350	15	40.21	209.59	8.37	0	65.87	82.79	0	0	0
1/2cup Crisp Peach Hmd	200	37	3	0	0	28	0	3	6	30	0.75	250	55	51.52	86.18	5.73	0.8	9.23	7.47	0	0.41	1
Lunch TOTAL	690	93	12	0	0	52	0	37	26.0	600	5.05	1700	1070	644.02	600.03	26.43	4.6	132.27	169.54	60	1.14	4.5

Daily Nutrient Analysis: Wednesday, Week 1, Cycle Menu F/W Lunch 5 day 2023

Diet: Regular | Texture: Regular | Choice: 1

	CAL (KCAL)	CHO (G)	FIBER (G)	SOL FIBR (G)	INSOL FIBR (G)	SUGAR (G)	ADDED SUGAR (G)	PRO (G)	FAT (G)	Ca (MG)	Fe (MG)	K (MG)	Na (MG)	P (MG)	VIT A (RE)	VIT C (MG)	VIT D (MCG)	VIT K (MCG)	FOL (MCG)	CHOL (MG)	FATRN (G)	SAT FAT (G)
IDEAL VALUES	660	100	9	0	0	0	0	30	25	350	0	1600	1100	0	300	30	3	0	0	200	0	10
DAILY TOTAL	630	90	12	0	0	37	0	42	16	575	6	1525	860	661	607	28	3	59	118	70	1	4
Lunch																						
8fl. oz Milk 1% 8 flz PC	100	13	0	0	0	13	0	9	2.5	350	0.1	400	110	233.64	142.65	0	3	0.25	12.3	15	0	1.5
2 Each Margarine Spread Cup PC	50	0	0	0	0	0	0	0	6	0	0	0	65	1.6	81.9	0.01	0	10.1	0.1	5	0.37	1
1cup Stew Beef w/Tomato	190	22	3	0	0	5	0	20	3.5	75	2.5	700	300	215.77	268.69	10	0	15.91	32.32	50	0.17	1.5
2 Slice Bread Whole Wheat	140	25	3	0	0	2	0	8	2	100	1.5	150	260	120.2	0	0	0	4.42	23.81	0	0.01	0
1/2cup Pear Slices JcPk Cnd	60	17	2	0	0	12	0	0	0	20	0.4	125	10	15.24	0	2.03	0	0.38	1.27	0	0	0
1/2cup Peas Green w/Paprika f/Frz	90	13	4	0	0	5	0	5	2	30	1.5	150	115	74.79	114.15	16.33	0.4	27.45	48.15	0	0.13	0
Lunch TOTAL	630	90	12	0	0	37	0	42	16.0	575	6.0	1525	860	661.24	607.39	28.37	3.4	58.51	117.95	70	0.68	4.0

Daily Nutrient Analysis: Thursday, Week 1, Cycle Menu F/W Lunch 5 day 2023

Diet: Regular | Texture: Regular | Choice: 1

	CAL (KCAL)	CHO (G)	FIBER (G)	SOL FIBR (G)	INSOL FIBR (G)	SUGAR (G)	ADDED SUGAR (G)	PRO (G)	FAT (G)	Ca (MG)	Fe (MG)	K (MG)	Na (MG)	P (MG)	VIT A (RE)	VIT C (MG)	VIT D (MCG)	VIT K (MCG)	FOL (MCG)	CHOL (MG)	FATR (G)	SAT FAT (G)
IDEAL VALUES	660	100	9	0	0	0	0	30	25	350	0	1600	1100	0	300	30	3	0	0	200	0	10
DAILY TOTAL	760	94	10	0	0	35	0	39	33	600	5	1400	985	647	1061	17	4	45	80	80	2	9
Lunch																						
8fl. oz Milk 1% 8 flz PC	100	13	0	0	0	13	0	9	2.5	350	0.1	400	110	233.64	142.65	0	3	0.25	12.3	15	0	1.5
2 Each Margarine Spread Cup PC	50	0	0	0	0	0	0	0	6	0	0	0	65	1.6	81.9	0.01	0	10.1	0.1	5	0.37	1
2 Slice Bread Whole Wheat	140	25	3	0	0	2	0	8	2	100	1.5	150	260	120.2	0	0	0	4.42	23.81	0	0.01	0
3oz Steak Salisbury f/Hmd Patty	220	5	0	0	0	1	0	15	16	40	1.75	250	230	138.9	8.44	0.49	0.2	1.84	11.72	55	0.91	6
1/2cup Potato Mashed f/Inst Granules	110	24	2	0	0	1	0	3	1.5	20	0.3	200	125	66.75	11.88	10.07	0.2	3.75	10.9	0	0.08	0
1/2cup Fruit Cocktail f/JcPk	50	14	1	0	0	12	0	1	0	10	0.3	125	5	15.93	17.06	3.07	0	2.96	3.41	0	0	0
2fl. oz Gravy Mushroom Semi_scratch *	40	5	1	0	0	2	0	2	2	40	0.3	75	115	39.38	12.26	0.22	0.4	0.41	7.3	5	0.01	0.5
1/2cup Carrot Parsley *	50	8	3	0	0	4	0	1	2.5	40	0.75	200	75	30.47	786.42	2.73	0.4	21.37	10.92	0	0.13	0
Lunch TOTAL	760	94	10	0	0	35	0	39	32.5	600	5.0	1400	985	646.87	1060.61	16.59	4.2	45.1	80.46	80	1.51	9.0

Daily Nutrient Analysis: Friday, Week 1, Cycle Menu F/W Lunch 5 day 2023

Diet: Regular | Texture: Regular | Choice: 1

	CAL (KCAL)	CHO (G)	FIBER (G)	SOL FIBR (G)	INSOL FIBR (G)	SUGAR (G)	ADDED SUGAR (G)	PRO (G)	FAT (G)	Ca (MG)	Fe (MG)	K (MG)	Na (MG)	P (MG)	VIT A (RE)	VIT C (MG)	VIT D (MCG)	VIT K (MCG)	FOL (MCG)	CHOL (MG)	FATRN (G)	SAT FAT (G)
IDEAL VALUES	660	100	9	0	0	0	0	30	25	350	0	1600	1100	0	300	30	3	0	0	200	0	10
DAILY TOTAL	720	85	10	0	0	26	0	45	27	570	5	1950	720	678	277	123	4	231	149	90	0	7
Lunch																						
8fl. oz Milk 1% 8 flz PC	100	13	0	0	0	13	0	9	2.5	350	0.1	400	110	233.64	142.65	0	3	0.25	12.3	15	0	1.5
2 Each Margarine Spread Cup PC	50	0	0	0	0	0	0	0	6	0	0	0	65	1.6	81.9	0.01	0	10.1	0.1	5	0.37	1
1/2cup Potato Red Roasted Herbed f/Fresh	130	28	2	0	0	1	0	3	1	30	0.5	450	65	60.86	2.87	10.14	0	4.9	12.49	5	0.01	0
1/2cup Brussels Sprouts Roasted f/Fresh	100	11	5	0	0	3	0	4	6	75	1.75	500	180	81.58	44.85	100.24	0	212.42	71.96	0	0	1
1cup Fruit Fresh Fall/Winter	30	9	1	0	0	6	0	0	0	20	0.1	125	0	7.81	3.23	12.88	0	0.52	9.19	0	0	0
2 Slice Bread Wheat	140	24	2	0	0	3	0	6	2.5	75	2	75	240	64.5	0	0.1	0	2.45	42.5	0	0.02	0
3oz Pork Roast Seasoned Ckd	170	0	0	0	0	0	0	23	9	20	1	400	60	227.93	1.7	0	0.6	0	0	65	0.06	3
Lunch TOTAL	720	85	10	0	0	26	0	45	27.0	570	5.45	1950	720	677.92	277.2	123.37	3.6	230.64	148.54	90	0.46	6.5

Daily Nutrient Analysis: Monday, Week 2, Cycle Menu F/W Lunch 5 day 2023

Diet: Regular | Texture: Regular | Choice: 1

	CAL (KCAL)	CHO (G)	FIBER (G)	SOL FIBR (G)	INSOL FIBR (G)	SUGAR (G)	ADDED SUGAR (G)	PRO (G)	FAT (G)	Ca (MG)	Fe (MG)	K (MG)	Na (MG)	P (MG)	VIT A (RE)	VIT C (MG)	VIT D (MCG)	VIT K (MCG)	FOL (MCG)	CHOL (MG)	FATR (G)	SAT FAT (G)
IDEAL VALUES	660	100	9	0	0	0	0	30	25	350	0	1600	1100	0	300	30	3	0	0	200	0	10
DAILY TOTAL	775	125	11	0	0	71	0	32	23	515	6	1490	550	474	888	44	3	26	82	65	1	6
Lunch																						
8fl. oz Milk 1% 8 flz PC	100	13	0	0	0	13	0	9	2.5	350	0.1	400	110	233.64	142.65	0	3	0.25	12.3	15	0	1.5
1 Each Corn Cobbette Frz	70	18	2	0	0	0	0	3	0.5	0	0.5	200	5	58.51	0	3.74	0	0	24.19	0	0	0
1 Serv Condiment Mustard Mayo Ketchup	40	5	0	0	0	3	0	0	3	10	0.2	40	210	9.32	2.7	0.3	0	5.35	1.74	5	0.01	0
1/2cup Pineapple Chunks Chilled JcPk Cnd	80	21	1	0	0	19	0	1	0	20	0.4	175	5	7.77	2.59	12.3	0	0.39	6.47	0	0	0
1 Each Hamburger on WW Bun *	270	20	2	0	0	1	0	16	15	75	2.5	175	140	95.09	5.21	2.4	0	1.16	4.3	45	0.7	4.5
1/2cup Potato Sweet Mashed f/Cnd	200	44	5	0	0	33	0	2	2	40	1.75	350	70	50.02	712.21	19.33	0.4	5.95	12.95	0	0.13	0
1 Each Garnish Lettuce Tomato Onion *	15	4	1	0	0	2	0	1	0	20	0.3	150	10	19.28	22.29	5.85	0	13.05	19.65	0	0	0
Lunch TOTAL	775	125	11	0	0	71	0	32	23.0	515	5.75	1490	550	473.63	887.65	43.92	3.4	26.15	81.6	65	0.84	6.0

Daily Nutrient Analysis: Tuesday, Week 2, Cycle Menu F/W Lunch 5 day 2023

Diet: Regular | Texture: Regular | Choice: 1

	CAL (KCAL)	CHO (G)	FIBER (G)	SOL FIBR (G)	INSOL FIBR (G)	SUGAR (G)	ADDED SUGAR (G)	PRO (G)	FAT (G)	Ca (MG)	Fe (MG)	K (MG)	Na (MG)	P (MG)	VIT A (RE)	VIT C (MG)	VIT D (MCG)	VIT K (MCG)	FOL (MCG)	CHOL (MG)	FATR (G)	SAT FAT (G)
IDEAL VALUES	660	100	9	0	0	0	0	30	25	350	0	1600	1100	0	300	30	3	0	0	200	0	10
DAILY TOTAL	665	90	10	0	0	34	0	43	21	530	4	1625	800	657	286	21	4	64	84	125	0	4
Lunch																						
8fl. oz Milk 1% 8 flz PC	100	13	0	0	0	13	0	9	2.5	350	0.1	400	110	233.64	142.65	0	3	0.25	12.3	15	0	1.5
2 Each Margarine Spread Cup PC	50	0	0	0	0	0	0	0	6	0	0	0	65	1.6	81.9	0.01	0	10.1	0.1	5	0.37	1
2 Slice Bread Whole Wheat	140	25	3	0	0	2	0	8	2	100	1.5	150	260	120.2	0	0	0	4.42	23.81	0	0.01	0
1/2cup Green Beans Herb Frz *	35	6	3	0	0	2	0	2	1.5	40	0.75	150	15	26.74	32.55	3.74	0.2	36.82	21.15	0	0.09	0
1/2cup Pear Slices JcPk Cnd	60	17	2	0	0	12	0	0	0	20	0.4	125	10	15.24	0	2.03	0	0.38	1.27	0	0	0
1/2cup Potato Salad f/Fresh	170	29	2	0	0	5	0	4	5	20	0.75	500	230	77.88	18.99	15.19	0.4	11.01	17.65	40	0.01	1
3oz Chicken Grilled Breast Bnls Sknls	110	0	0	0	0	0	0	20	3.5	0	0.4	300	110	181.69	9.91	0	0	0.85	7.75	65	0.01	0.5
Lunch TOTAL	665	90	10	0	0	34	0	43	20.5	530	3.9	1625	800	656.99	286.0	20.97	3.6	63.83	84.03	125	0.49	4.0

Daily Nutrient Analysis: Wednesday, Week 2, Cycle Menu F/W Lunch 5 day 2023

Diet: Regular | Texture: Regular | Choice: 1

	CAL (KCAL)	CHO (G)	FIBER (G)	SOL FIBR (G)	INSOL FIBR (G)	SUGAR (G)	ADDED SUGAR (G)	PRO (G)	FAT (G)	Ca (MG)	Fe (MG)	K (MG)	Na (MG)	P (MG)	VIT A (RE)	VIT C (MG)	VIT D (MCG)	VIT K (MCG)	FOL (MCG)	CHOL (MG)	FATR (G)	SAT FAT (G)
IDEAL VALUES	660	100	9	0	0	0	0	30	25	350	0	1600	1100	0	300	30	3	0	0	200	0	10
DAILY TOTAL	680	88	9	0	0	31	0	46	21	570	6	1500	1045	692	520	93	4	141	188	85	1	5
Lunch																						
8fl. oz Milk 1% 8 flz PC	100	13	0	0	0	13	0	9	2.5	350	0.1	400	110	233.64	142.65	0	3	0.25	12.3	15	0	1.5
2 Each Margarine Spread Cup PC	50	0	0	0	0	0	0	0	6	0	0	0	65	1.6	81.9	0.01	0	10.1	0.1	5	0.37	1
2 Slice Bread Whole Wheat	140	25	3	0	0	2	0	8	2	100	1.5	150	260	120.2	0	0	0	4.42	23.81	0	0.01	0
1cup Beef Stir Fry f/Cubes & Frz Veg	180	10	2	0	0	3	0	22	6	50	2.5	500	320	230.88	177.74	16.37	0.2	28.67	20.88	60	0.22	2
1/2cup Pasta Orzo Seasoned	140	22	1	0	0	1	0	4	4.5	20	1.25	100	170	55.04	26.24	1.71	0.4	27.09	69.61	0	0.14	0.5
1/2cup Vegetable Mix Stir Fry	25	6	2	0	0	1	0	2	0	30	0.5	175	110	38.66	38.22	32.32	0	70.21	54.93	5	0	0
1/2cup Oranges Mandarin Chilled JcPk Cnd	45	12	1	0	0	11	0	1	0	20	0.4	175	10	12.43	53.45	42.51	0	0	6.21	0	0	0
Lunch TOTAL	680	88	9	0	0	31	0	46	21.0	570	6.25	1500	1045	692.45	520.2	92.92	3.6	140.74	187.84	85	0.74	5.0

Daily Nutrient Analysis: Thursday, Week 2, Cycle Menu F/W Lunch 5 day 2023

Diet: Regular | Texture: Regular | Choice: 1

	CAL (KCAL)	CHO (G)	FIBER (G)	SOL FIBR (G)	INSOL FIBR (G)	SUGAR (G)	ADDED SUGAR (G)	PRO (G)	FAT (G)	Ca (MG)	Fe (MG)	K (MG)	Na (MG)	P (MG)	VIT A (RE)	VIT C (MG)	VIT D (MCG)	VIT K (MCG)	FOL (MCG)	CHOL (MG)	FATR (G)	SAT FAT (G)
IDEAL VALUES	660	100	9	0	0	0	0	30	25	350	0	1600	1100	0	300	30	3	0	0	200	0	10
DAILY TOTAL	735	91	6	0	0	36	0	35	30	715	3	1260	1255	639	304	19	5	30	115	80	1	10
Lunch																						
8fl. oz Milk 1% 8 flz PC	100	13	0	0	0	13	0	9	2.5	350	0.1	400	110	233.64	142.65	0	3	0.25	12.3	15	0	1.5
1 Each Sauce Tartar PC	25	2	0	0	0	1	0	0	2	0	0	10	85	2.04	1.32	0.28	0	6.05	0.6	5	0	0
1 Each Margarine Pat PC	35	0	0	0	0	0	0	0	4	0	0	0	35	0.25	0	0	0	3.75	0.05	0	0.74	1
1/2cup Applesauce Cinnamon JcPk Cnd	50	15	2	0	0	11	0	0	0	20	0.4	100	5	6.63	1.34	1.25	0	0.87	3.71	0	0	0
1 Each Fish Fillet Brd on Bun f/RTB	340	41	2	0	0	4	0	17	12	100	2.25	300	700	206.46	16.78	0.68	0	2.5	63.34	35	0.11	2.5
1/2cup Potato Au Gratin f/Dehydrated	170	16	1	0	0	5	0	8	9	225	0.3	300	310	171.07	119.19	10.61	1.5	3.54	15.21	25	0.34	4.5
1 Each Garnish Lettuce Tomato Onion *	15	4	1	0	0	2	0	1	0	20	0.3	150	10	19.28	22.29	5.85	0	13.05	19.65	0	0	0
Lunch TOTAL	735	91	6	0	0	36	0	35	29.5	715	3.35	1260	1255	639.37	303.57	18.67	4.5	30.01	114.86	80	1.19	9.5

Daily Nutrient Analysis: Friday, Week 2, Cycle Menu F/W Lunch 5 day 2023

Diet: Regular | Texture: Regular | Choice: 1

	CAL (KCAL)	CHO (G)	FIBER (G)	SOL FIBR (G)	INSOL FIBR (G)	SUGAR (G)	ADDED SUGAR (G)	PRO (G)	FAT (G)	Ca (MG)	Fe (MG)	K (MG)	Na (MG)	P (MG)	VIT A (RE)	VIT C (MG)	VIT D (MCG)	VIT K (MCG)	FOL (MCG)	CHOL (MG)	FATR (G)	SAT FAT (G)
IDEAL VALUES	660	100	9	0	0	0	0	30	25	350	0	1600	1100	0	300	30	3	0	0	200	0	10
DAILY TOTAL	770	78	10	0	0	24	0	35	41	715	5	1350	1030	674	321	28	3	46	101	85	1	13
Lunch																						
8fl. oz Milk 1% 8 flz PC	100	13	0	0	0	13	0	9	2.5	350	0.1	400	110	233.64	142.65	0	3	0.25	12.3	15	0	1.5
1 Each Taco Salad *	280	8	3	0	0	4	0	18	21	250	2.5	500	570	253.93	163.77	6.68	0.4	27.16	43.76	70	0.87	10
2oz Chips Tortilla Yellow Bulk	270	39	3	0	0	0	0	5	12	75	1	125	190	127.57	0	0	0	11.85	6.8	0	0.46	1.5
1cup Fruit Fresh Fall/Winter	30	9	1	0	0	6	0	0	0	20	0.1	125	0	7.81	3.23	12.88	0	0.52	9.19	0	0	0
1/2cup Bean Black Salad f/can *	90	9	3	0	0	1	0	3	5	20	1	200	160	50.77	11.01	8.78	0	6.68	28.59	0	0.02	0
Lunch TOTAL	770	78	10	0	0	24	0	35	40.5	715	4.7	1350	1030	673.72	320.66	28.34	3.4	46.46	100.64	85	1.35	13.0

Daily Nutrient Analysis: Monday, Week 3, Cycle Menu F/W Lunch 5 day 2023

Diet: Regular | Texture: Regular | Choice: 1

	CAL (KCAL)	CHO (G)	FIBER (G)	SOL FIBR (G)	INSOL FIBR (G)	SUGAR (G)	ADDED SUGAR (G)	PRO (G)	FAT (G)	Ca (MG)	Fe (MG)	K (MG)	Na (MG)	P (MG)	VIT A (RE)	VIT C (MG)	VIT D (MCG)	VIT K (MCG)	FOL (MCG)	CHOL (MG)	FATRN (G)	SAT FAT (G)
IDEAL VALUES	660	100	9	0	0	0	0	30	25	350	0	1600	1100	0	300	30	3	0	0	200	0	10
DAILY TOTAL	750	102	10	0	0	46	0	35	27	565	6	1870	1140	561	1514	25	3	86	167	85	1	9
Lunch																						
8fl. oz Milk 1% 8 flz PC	100	13	0	0	0	13	0	9	2.5	350	0.1	400	110	233.64	142.65	0	3	0.25	12.3	15	0	1.5
2 Each Margarine Spread Cup PC	50	0	0	0	0	0	0	0	6	0	0	0	65	1.6	81.9	0.01	0	10.1	0.1	5	0.37	1
3oz BBQ Beef Shortribs	260	17	0	0	0	14	0	15	15	30	2.25	350	490	140.9	4.48	0.24	0.2	1.94	3.23	65	0.97	6
1 Whole Potato Sweet Bkd f/Fresh	130	31	5	0	0	6	0	3	0	50	1	550	85	71.06	1071.95	3.63	0	2.72	16.63	0	0	0
2 Slice Bread Wheat	140	24	2	0	0	3	0	6	2.5	75	2	75	240	64.5	0	0.1	0	2.45	42.5	0	0.02	0
1cup House Salad *	25	6	2	0	0	3	0	2	0	40	1	350	15	40.21	209.59	8.37	0	65.87	82.79	0	0	0
1cup Fruit Fresh Fall/Winter	30	9	1	0	0	6	0	0	0	20	0.1	125	0	7.81	3.23	12.88	0	0.52	9.19	0	0	0
1 Each Dressing Italian LoCal PC	15	2	0	0	0	1	0	0	1	0	0	20	135	1.77	0.15	0	0	1.85	0.44	0	0	0
Lunch TOTAL	750	102	10	0	0	46	0	35	27.0	565	6.45	1870	1140	561.49	1513.95	25.23	3.2	85.7	167.18	85	1.36	8.5

Daily Nutrient Analysis: Tuesday, Week 3, Cycle Menu F/W Lunch 5 day 2023

Diet: Regular | Texture: Regular | Choice: 1

	CAL (KCAL)	CHO (G)	FIBER (G)	SOL FIBR (G)	INSOL FIBR (G)	SUGAR (G)	ADDED SUGAR (G)	PRO (G)	FAT (G)	Ca (MG)	Fe (MG)	K (MG)	Na (MG)	P (MG)	VIT A (RE)	VIT C (MG)	VIT D (MCG)	VIT K (MCG)	FOL (MCG)	CHOL (MG)	FATRN (G)	SAT FAT (G)
IDEAL VALUES	660	100	9	0	0	0	0	30	25	350	0	1600	1100	0	300	30	3	0	0	200	0	10
DAILY TOTAL	735	90	9	0	0	37	0	47	24	560	6	1410	715	626	616	30	5	114	245	110	1	6
Lunch																						
8fl. oz Milk 1% 8 flz PC	100	13	0	0	0	13	0	9	2.5	350	0.1	400	110	233.64	142.65	0	3	0.25	12.3	15	0	1.5
1 Each Margarine Spread Cup PC	25	0	0	0	0	0	0	0	3	0	0	0	35	0.8	40.95	0.01	0	5.05	0.05	5	0.18	0.5
1cup Chicken & Noodles f/Pulled	360	30	1	0	0	3	0	28	14	100	2.5	350	180	236.48	107.4	3.71	2	11.22	76.06	90	0.52	3.5
1/2cup Applesauce JcPk Cnd	50	14	1	0	0	11	0	0	0	0	0.3	100	5	6.1	1.22	1.22	0	0.61	3.66	0	0	0
1/2cup Peas Green w/Paprika f/Frz	90	13	4	0	0	5	0	5	2	30	1.5	150	115	74.79	114.15	16.33	0.4	27.45	48.15	0	0.13	0
1cup House Salad *	25	6	2	0	0	3	0	2	0	40	1	350	15	40.21	209.59	8.37	0	65.87	82.79	0	0	0
1 Each Dressing Italian LoCal PC	15	2	0	0	0	1	0	0	1	0	0	20	135	1.77	0.15	0	0	1.85	0.44	0	0	0
1 Slice Bread Wheat	70	12	1	0	0	1	0	3	1	40	1	40	120	32.25	0	0.05	0	1.22	21.25	0	0.01	0
Lunch TOTAL	735	90	9	0	0	37	0	47	23.5	560	6.4	1410	715	626.04	616.11	29.69	5.4	113.52	244.7	110	0.84	5.5

Daily Nutrient Analysis: Wednesday, Week 3, Cycle Menu F/W Lunch 5 day 2023

Diet: Regular | Texture: Regular | Choice: 1

	CAL (KCAL)	CHO (G)	FIBER (G)	SOL FIBR (G)	INSOL FIBR (G)	SUGAR (G)	ADDED SUGAR (G)	PRO (G)	FAT (G)	Ca (MG)	Fe (MG)	K (MG)	Na (MG)	P (MG)	VIT A (RE)	VIT C (MG)	VIT D (MCG)	VIT K (MCG)	FOL (MCG)	CHOL (MG)	FATR (G)	SAT FAT (G)
IDEAL VALUES	660	100	9	0	0	0	0	30	25	350	0	1600	1100	0	300	30	3	0	0	200	0	10
DAILY TOTAL	810	110	11	0	0	35	0	46	28	560	4	2390	575	725	332	96	4	199	181	100	1	8
Lunch																						
8fl. oz Milk 1% 8 flz PC	100	13	0	0	0	13	0	9	2.5	350	0.1	400	110	233.64	142.65	0	3	0.25	12.3	15	0	1.5
2 Each Margarine Spread Cup PC	50	0	0	0	0	0	0	0	6	0	0	0	65	1.6	81.9	0.01	0	10.1	0.1	5	0.37	1
2 Slice Bread Whole Wheat	140	25	3	0	0	2	0	8	2	100	1.5	150	260	120.2	0	0	0	4.42	23.81	0	0.01	0
1cup Melon Honeydew Cubes f/Fresh	60	16	1	0	0	14	0	1	0	20	0.3	400	35	18.71	5.1	30.62	0	4.93	32.32	0	0	0
1 Whole Potato Baked	170	40	3	0	0	3	0	4	0	10	0.75	750	10	92.14	0	23.59	0	0.55	16.59	0	0	0
1 Each Sour Cream PC	60	2	0	0	0	1	0	1	6	30	0	40	10	21.55	35.15	0.26	0	0.43	1.7	20	0.23	3
3oz Pork Chop Braised f/Bnls	180	6	0	0	0	0	0	19	9	20	0.75	350	55	186.16	4.39	0.09	0.6	0.42	2.66	60	0.06	2.5
1/2cup Brussels Sprouts f/Frz	50	8	4	0	0	2	0	4	2	30	0.5	300	30	51.2	62.44	41.46	0.4	178.13	91.69	0	0.13	0
Lunch TOTAL	810	110	11	0	0	35	0	46	27.5	560	3.9	2390	575	725.2	331.63	96.03	4.0	199.23	181.17	100	0.8	8.0

Daily Nutrient Analysis: Thursday, Week 3, Cycle Menu F/W Lunch 5 day 2023

Diet: Regular | Texture: Regular | Choice: 1



Health & Human Services



	CAL (KCAL)	CHO (G)	FIBER (G)	SOL FIBR (G)	INSOL FIBR (G)	SUGAR (G)	ADDED SUGAR (G)	PRO (G)	FAT (G)	Ca (MG)	Fe (MG)	K (MG)	Na (MG)	P (MG)	VIT A (RE)	VIT C (MG)	VIT D (MCG)	VIT K (MCG)	FOL (MCG)	CHOL (MG)	FATR (G)	SAT FAT (G)
IDEAL VALUES	660	100	9	0	0	0	0	30	25	350	0	1600	1100	0	300	30	3	0	0	200	0	10
DAILY TOTAL	700	94	11	0	0	36	0	32	27	540	5	1320	1120	576	648	15	3	35	88	55	1	8
Lunch																						
8fl. oz Milk 1% 8 flz PC	100	13	0	0	0	13	0	9	2.5	350	0.1	400	110	233.64	142.65	0	3	0.25	12.3	15	0	1.5
1 Each Margarine Spread Cup PC	25	0	0	0	0	0	0	0	3	0	0	0	35	0.8	40.95	0.01	0	5.05	0.05	5	0.18	0.5
1 Each Bun Hamburger Whole Wheat	140	25	3	0	0	2	0	8	2	100	1.5	150	260	120.84	0	0	0	4.45	23.94	0	0.01	0
1/3cup Beef Sloppy Joe Filling f/ Tomato Sauce	140	3	1	0	0	2	0	9	10	20	1.5	225	160	87.91	11.8	2.39	0	1.93	7.46	35	0.58	4
1/2cup Pear Slices Blushing JcPk Cnd	70	18	2	0	0	14	0	1	0	20	0.4	125	20	17.48	0	1.9	0	0.36	1.26	0	0	0
1 Each Ketchup PC	5	2	0	0	0	1	0	0	0	0	0	20	65	1.82	1.82	0.29	0	0.21	0.63	0	0	0
1/2cup Peas & Carrots Seasoned f/ Frz	60	10	3	0	0	4	0	3	2	30	1	150	80	44.66	450.28	7.38	0.4	19.41	23.65	0	0.13	0
1/2cup Potato Tator Tots f/ RTB	160	23	2	0	0	0	0	2	7	20	0.5	250	390	69.27	0	3.3	0	3.05	18.97	0	0	1.5
Lunch TOTAL	700	94	11	0	0	36	0	32	26.5	540	5.0	1320	1120	576.42	647.5	15.27	3.4	34.71	88.26	55	0.9	7.5

Daily Nutrient Analysis: Friday, Week 3, Cycle Menu F/W Lunch 5 day 2023

Diet: Regular | Texture: Regular | Choice: 1

	CAL (KCAL)	CHO (G)	FIBER (G)	SOL FIBR (G)	INSOL FIBR (G)	SUGAR (G)	ADDED SUGAR (G)	PRO (G)	FAT (G)	Ca (MG)	Fe (MG)	K (MG)	Na (MG)	P (MG)	VIT A (RE)	VIT C (MG)	VIT D (MCG)	VIT K (MCG)	FOL (MCG)	CHOL (MG)	FATRN (G)	SAT FAT (G)
IDEAL VALUES	660	100	9	0	0	0	0	30	25	350	0	1600	1100	0	300	30	3	0	0	200	0	10
DAILY TOTAL	700	108	11	0	0	40	0	32	22	590	5	1550	1385	499	333	70	4	110	81	20	1	3
Lunch																						
8fl. oz Milk 1% 8 flz PC	100	13	0	0	0	13	0	9	2.5	350	0.1	400	110	233.64	142.65	0	3	0.25	12.3	15	0	1.5
2 Each Margarine Spread Cup PC	50	0	0	0	0	0	0	0	6	0	0	0	65	1.6	81.9	0.01	0	10.1	0.1	5	0.37	1
2 Slice Bread Whole Wheat	140	25	3	0	0	2	0	8	2	100	1.5	150	260	120.2	0	0	0	4.42	23.81	0	0.01	0
1/2cup Potato Mashed f/Inst Granules	110	24	2	0	0	1	0	3	1.5	20	0.3	200	125	66.75	11.88	10.07	0.2	3.75	10.9	0	0.08	0
1 Each Beef Stuffed Pepper f/RTB Frz	150	15	1	0	0	1	0	8	6	50	1.75	450	770	10.58	8.62	19.39	0	1.1	3.53	0	0	0
1/2cup Broccoli Florets f/Frz	40	5	3	0	0	1	0	3	2	50	0.75	175	40	50.15	64.74	36.42	0.4	82.42	27.3	0	0.13	0
1/2cup Fruit Compote Hot Hmd	110	26	2	0	0	22	0	1	1.5	20	0.4	175	15	16.57	22.91	4.31	0.2	8.11	2.86	0	0.1	0
Lunch TOTAL	700	108	11	0	0	40	0	32	21.5	590	4.8	1550	1385	499.49	332.7	70.2	3.8	110.15	80.8	20	0.69	2.5

Daily Nutrient Analysis: Monday, Week 4, Cycle Menu F/W Lunch 5 day 2023

Diet: Regular | Texture: Regular | Choice: 1

	CAL (KCAL)	CHO (G)	FIBER (G)	SOL FIBR (G)	INSOL FIBR (G)	SUGAR (G)	ADDED SUGAR (G)	PRO (G)	FAT (G)	Ca (MG)	Fe (MG)	K (MG)	Na (MG)	P (MG)	VIT A (RE)	VIT C (MG)	VIT D (MCG)	VIT K (MCG)	FOL (MCG)	CHOL (MG)	FATR N (G)	SAT FAT (G)
IDEAL VALUES	660	100	9	0	0	0	0	30	25	350	0	1600	1100	0	300	30	3	0	0	200	0	10
DAILY TOTAL	605	83	9	0	0	34	0	28	23	720	5	1735	1515	598	548	29	3	106	162	45	1	7
Lunch																						
8fl. oz Milk 1% 8 flz PC	100	13	0	0	0	13	0	9	2.5	350	0.1	400	110	233.64	142.65	0	3	0.25	12.3	15	0	1.5
1 Each Margarine Spread Cup PC	25	0	0	0	0	0	0	0	3	0	0	0	35	0.8	40.95	0.01	0	5.05	0.05	5	0.18	0.5
1 Each Dressing Italian LoCal PC	15	2	0	0	0	1	0	0	1	0	0	20	135	1.77	0.15	0	0	1.85	0.44	0	0	0
1/2cup Zucchini Seasoned f/Frz	30	4	1	0	0	2	0	2	2	20	0.5	200	20	25.51	27.52	4.81	0.4	5.88	9.09	0	0.13	0
1cup House Salad *	25	6	2	0	0	3	0	2	0	40	1	350	15	40.21	209.59	8.37	0	65.87	82.79	0	0	0
2 Each Pasta Stuffed Shells f/RTB w/Sauce	310	37	4	0	0	8	0	12	13	250	2	600	1080	255.93	123.41	2.47	0	25.18	27.22	25	0.29	5
1cup Fruit Fresh Fall/Winter	30	9	1	0	0	6	0	0	0	20	0.1	125	0	7.81	3.23	12.88	0	0.52	9.19	0	0	0
1 Slice Bread Wheat	70	12	1	0	0	1	0	3	1	40	1	40	120	32.25	0	0.05	0	1.22	21.25	0	0.01	0
Lunch TOTAL	605	83	9	0	0	34	0	28	22.5	720	4.7	1735	1515	597.92	547.5	28.59	3.4	105.82	162.33	45	0.61	7.0

Daily Nutrient Analysis: Tuesday, Week 4, Cycle Menu F/W Lunch 5 day 2023

Diet: Regular | Texture: Regular | Choice: 1

	CAL (KCAL)	CHO (G)	FIBER (G)	SOL FIBR (G)	INSOL FIBR (G)	SUGAR (G)	ADDED SUGAR (G)	PRO (G)	FAT (G)	Ca (MG)	Fe (MG)	K (MG)	Na (MG)	P (MG)	VIT A (RE)	VIT C (MG)	VIT D (MCG)	VIT K (MCG)	FOL (MCG)	CHOL (MG)	FATR (G)	SAT FAT (G)
IDEAL VALUES	660	100	9	0	0	0	0	30	25	350	0	1600	1100	0	300	30	3	0	0	200	0	10
DAILY TOTAL	650	84	10	0	0	28	0	38	24	520	4	1235	860	607	1085	16	5	47	67	85	1	5
Lunch																						
8fl. oz Milk 1% 8 flz PC	100	13	0	0	0	13	0	9	2.5	350	0.1	400	110	233.64	142.65	0	3	0.25	12.3	15	0	1.5
2 Each Margarine Spread Cup PC	50	0	0	0	0	0	0	0	6	0	0	0	65	1.6	81.9	0.01	0	10.1	0.1	5	0.37	1
2 Slice Bread Whole Wheat	140	25	3	0	0	2	0	8	2	100	1.5	150	260	120.2	0	0	0	4.42	23.81	0	0.01	0
3oz Turkey Roast f/Bnls	110	0	0	0	0	0	0	17	4.5	10	0.75	175	90	141.67	13.17	0	0.4	0.09	5.44	60	0.05	1
1/2cup Potato Mashed f/Inst Granules	110	24	2	0	0	1	0	3	1.5	20	0.3	200	125	66.75	11.88	10.07	0.2	3.75	10.9	0	0.08	0
2fl. oz Gravy Poultry Hmd	50	3	0	0	0	0	0	0	4.5	0	0.1	10	130	4.15	46.21	0.02	0.6	5.67	0.97	5	0.33	1
1/2cup Carrot Parsley *	50	8	3	0	0	4	0	1	2.5	40	0.75	200	75	30.47	786.42	2.73	0.4	21.37	10.92	0	0.13	0
1/2cup Apple Slices f/Fresh	40	11	2	0	0	8	0	0	0	0	0.1	100	5	8.58	2.34	3.59	0	1.72	2.34	0	0	0
Lunch TOTAL	650	84	10	0	0	28	0	38	23.5	520	3.6	1235	860	607.06	1084.57	16.42	4.6	47.37	66.78	85	0.97	4.5

Daily Nutrient Analysis: Wednesday, Week 4, Cycle Menu F/W Lunch 5 day 2023

Diet: Regular | Texture: Regular | Choice: 1

	CAL (KCAL)	CHO (G)	FIBER (G)	SOL FIBR (G)	INSOL FIBR (G)	SUGAR (G)	ADDED SUGAR (G)	PRO (G)	FAT (G)	Ca (MG)	Fe (MG)	K (MG)	Na (MG)	P (MG)	VIT A (RE)	VIT C (MG)	VIT D (MCG)	VIT K (MCG)	FOL (MCG)	CHOL (MG)	FATRN (G)	SAT FAT (G)
IDEAL VALUES	660	100	9	0	0	0	0	30	25	350	0	1600	1100	0	300	30	3	0	0	200	0	10
DAILY TOTAL	685	84	11	0	0	23	0	48	24	605	8	1820	870	731	568	51	4	167	214	130	1	7
Lunch																						
8fl. oz Milk 1% 8 flz PC	100	13	0	0	0	13	0	9	2.5	350	0.1	400	110	233.64	142.65	0	3	0.25	12.3	15	0	1.5
1 Each Margarine Spread Cup PC	25	0	0	0	0	0	0	0	3	0	0	0	35	0.8	40.95	0.01	0	5.05	0.05	5	0.18	0.5
1 Slice Bread Whole Wheat	70	13	2	0	0	1	0	4	1	50	0.75	75	130	60.1	0	0	0	2.21	11.91	0	0.01	0
1/2cup Fruit Mix Tropical Frz Bulk	60	15	2	0	0	0	0	1	0	20	0.75	150	10	17.01	41.59	3.59	0	0	5.67	0	0	0
1 Each Dressing Italian LoCal PC	15	2	0	0	0	1	0	0	1	0	0	20	135	1.77	0.15	0	0	1.85	0.44	0	0	0
1/2cup Broccoli Florets f/Frz	40	5	3	0	0	1	0	3	2	50	0.75	175	40	50.15	64.74	36.42	0.4	82.42	27.3	0	0.13	0
1cup House Salad *	25	6	2	0	0	3	0	2	0	40	1	350	15	40.21	209.59	8.37	0	65.87	82.79	0	0	0
1cup Beef Stroganoff f/Cubes	230	10	1	0	0	3	0	25	11	75	3	550	270	260.44	45.07	2.05	0.4	3.52	10.81	85	0.52	4.5
1/2cup Noodles Parslied	120	20	1	0	0	1	0	4	3	20	1.25	100	125	66.82	23.32	0.32	0.4	5.68	63.08	25	0.15	0.5
Lunch TOTAL	685	84	11	0	0	23	0	48	23.5	605	7.6	1820	870	730.94	568.06	50.76	4.2	166.85	214.35	130	0.99	7.0

Daily Nutrient Analysis: Thursday, Week 4, Cycle Menu F/W Lunch 5 day 2023

Diet: Regular | Texture: Regular | Choice: 1

	CAL (KCAL)	CHO (G)	FIBER (G)	SOL FIBR (G)	INSOL FIBR (G)	SUGAR (G)	ADDED SUGAR (G)	PRO (G)	FAT (G)	Ca (MG)	Fe (MG)	K (MG)	Na (MG)	P (MG)	VIT A (RE)	VIT C (MG)	VIT D (MCG)	VIT K (MCG)	FOL (MCG)	CHOL (MG)	FATR N (G)	SAT FAT (G)
IDEAL VALUES	660	100	9	0	0	0	0	30	25	350	0	1600	1100	0	300	30	3	0	0	200	0	10
DAILY TOTAL	655	102	12	0	0	34	0	32	20	595	3	1025	1165	461	292	30	3	57	73	35	1	5
Lunch																						
8fl. oz Milk 1% 8 flz PC	100	13	0	0	0	13	0	9	2.5	350	0.1	400	110	233.64	142.65	0	3	0.25	12.3	15	0	1.5
2 Slice Bread Whole Wheat	140	25	3	0	0	2	0	8	2	100	1.5	150	260	120.2	0	0	0	4.42	23.81	0	0.01	0
1 Each Cabbage Roll Stuffed in Sauce f/RTB	160	20	3	0	0	5	0	9	5	75	0	0	580	0	0	0.43	0	0	0	15	0	1.5
1/2cup Potato Mashed f/Inst Granules	110	24	2	0	0	1	0	3	1.5	20	0.3	200	125	66.75	11.88	10.07	0.2	3.75	10.9	0	0.08	0
1/2cup Green Beans Herb Frz *	35	6	3	0	0	2	0	2	1.5	40	0.75	150	15	26.74	32.55	3.74	0.2	36.82	21.15	0	0.09	0
2 Each Margarine Spread Cup PC	50	0	0	0	0	0	0	0	6	0	0	0	65	1.6	81.9	0.01	0	10.1	0.1	5	0.37	1
1/2cup Fruit Heavenly Hash	60	14	1	0	0	11	0	1	1	10	0.3	125	10	11.91	23.18	15.33	0	1.2	4.74	0	0	0.5
Lunch TOTAL	655	102	12	0	0	34	0	32	19.5	595	2.95	1025	1165	460.84	292.16	29.58	3.4	56.54	73.0	35	0.55	4.5

Daily Nutrient Analysis: Friday, Week 4, Cycle Menu F/W Lunch 5 day 2023

Diet: Regular | Texture: Regular | Choice: 1

	CAL (KCAL)	CHO (G)	FIBER (G)	SOL FIBR (G)	INSOL FIBR (G)	SUGAR (G)	ADDED SUGAR (G)	PRO (G)	FAT (G)	Ca (MG)	Fe (MG)	K (MG)	Na (MG)	P (MG)	VIT A (RE)	VIT C (MG)	VIT D (MCG)	VIT K (MCG)	FOL (MCG)	CHOL (MG)	FATRN (G)	SAT FAT (G)
IDEAL VALUES	660	100	9	0	0	0	0	30	25	350	0	1600	1100	0	300	30	3	0	0	200	0	10
DAILY TOTAL	865	109	9	0	0	49	0	42	33	610	5	1150	835	656	640	11	7	55	145	90	1	11
Lunch																						
8fl. oz Milk 1% 8 flz PC	100	13	0	0	0	13	0	9	2.5	350	0.1	400	110	233.64	142.65	0	3	0.25	12.3	15	0	1.5
1/2cup Vegetable Mix 4 Way Blend	80	12	4	0	0	3	0	3	2	30	0.75	175	50	46.38	212.58	2.91	0.4	23.38	17.26	0	0.13	0
1 Slice Bread Whole Wheat	70	13	2	0	0	1	0	4	1	50	0.75	75	130	60.1	0	0	0	2.21	11.91	0	0.01	0
1cup Tuna Noodle Casserole	280	32	2	0	0	5	0	23	7	150	3	350	300	266.49	111.86	3.7	2.5	9.55	82.7	60	0.31	2.5
1 Each Margarine Spread Cup PC	25	0	0	0	0	0	0	0	3	0	0	0	35	0.8	40.95	0.01	0	5.05	0.05	5	0.18	0.5
1 2X3 Banana Split Dessert*	310	39	1	0	0	27	0	3	17	30	0.75	150	210	48.11	131.92	4.01	1.5	14.72	20.58	10	0.84	6
Lunch TOTAL	865	109	9	0	0	49	0	42	32.5	610	5.35	1150	835	655.52	639.96	10.63	7.4	55.16	144.8	90	1.47	10.5



ALTERNATE MEALS

Alternate meals have been provided for both Fall Winter and Spring Summer menus. These meals are intended to be used to swap out an entire meal from the planned 4-week menu. This may be desired based on participant preference, product availability, operational preference, or to increase menu customer choice.

Each of the alternate meals has been planned to meet the nutritional requirements for the older adults served under the Older Americans Act. Recipes have been provided for the alternate meals.

MONDAY		TUESDAY		WEDNESDAY		THURSDAY		FRIDAY	
				PROVIDER CHOICE		PROVIDER CHOICE		PROVIDER CHOICE	
Garden Salad	1 Cup	BBQ Beef	2 Oz	Grilled Bratwurst	1 each	BBQ Pork Ribs	3 Oz	RS Ham	3 Oz
Sweet & Sour Pork	1 Cup	Glazed Sweet Potatoes	1/2 Cup	Baked Potato	1 whole	Baked Beans	1/2 Cup	Mashed Sweet Potatoes	1/2 Cup
Fried Rice	1/2 Cup	Seasoned Green Peas	1/2 Cup	Balsamic Brussels		Au Gratin Potatoes	4 Oz	Stewed Tomatoes	1/2 Cup
Fresh Whole Pear	1 each	Hot Spiced Apples	1/2 Cup	Sprouts	1/2 Cup	Fresh Cantaloupe	1 Cup	Banana	1 each
Whole Wheat Bread	1 slices	WW Hamburger Bun	1 each	Winter Fresh Fruit Salad	1 Cup	Whole Wheat Bread	2 slices	Whole Wheat Bread	2 slices
1.5 oz FF Italian Dressing	1 each	Margarine Cup	1 each	Whole Wheat Bread	2 slices	Margarine Cup	1 each	Margarine Cup	1 each
Margarine Cup	1 each	1% Milk	8 fl. oz	Margarine Cup	1 each	1% Milk	8 fl. oz	1% Milk	8 fl. oz
1% Milk	8 fl. oz			Sour Cream	1 each				
				1% Milk	8 fl. oz				

***Meals labeled as "Provider Choice" are intended to be served on a one time per month basis. Only one labeled meal may be used per month as they vary from the standard nutritional requirements.**

***Meals \geq 1400mg Sodium are considered "Provider Choice"**

MONDAY		TUESDAY		WEDNESDAY		THURSDAY		FRIDAY	
PROVIDER CHOICE		LUNCH							
Lettuce & Tomato Salad	1 Cup	Swedish Meatballs	3 each	Marinated Beef Kabob	1 each	Ham & Bean Soup	6 fl. oz	Meatloaf	3 Oz
Cheese Ravioli & Sauce	1 Cup	Parslied Noodles	1/2 Cup	Wild Rice Pilaf	1/2 Cup	Collard Greens	1/2 Cup	Mashed Potatoes	1/2 Cup
Spinach with Garlic Butter	1/2 Cup	Seasoned Carrots	1/2 Cup	Broccoli Normandy	1/2 Cup	Pineapple Crisp	1/2 Cup	Brussels Sprouts with Bacon	1/2 Cup
Spiced Peaches	1/2 Cup	Scalloped Apples	1/2 Cup	Oranges, Pineapples & Bananas	1/2 Cup	Cornbread	1 (2x3)	Seasonal Fresh Fruit	1 Cup
Whole Wheat Bread	1 slices	Whole Wheat Bread	1 slices	Whole Wheat Bread	2 slices	Margarine Cup	1 each	Whole Wheat Bread	2 slices
Margarine Cup	1 each	Margarine Cup	1 each	Margarine Cup	1 each	1% Milk	8 fl. oz	Margarine Cup	1 each
LoCal Ranch Dressing	1 each	1% Milk	8 fl. oz	1% Milk	8 fl. oz			Brown Gravy	2 fl. oz
1% Milk	8 fl. oz							1% Milk	8 fl. oz

***Meals labeled as "Provider Choice" are intended to be served on a one time per month basis. Only one labeled meal may be used per month as they vary from the standard nutritional requirements.**

***Meals >=1400mg Sodium are considered "Provider Choice"**

RECIPE TABLE OF CONTENTS

Lettuce Tossed Salad (Garden Salad)	5
Pork Sweet & Sour f/Loin (Sweet & Sour Pork)	6
Juice Pineapple f/Frz Conc 6 flz (Pineapple Juice)	8
Rice Fried w/Soy Sauce (Fried Rice)	9
Dressing Italian Fat Free PC (FF Italian Dressing)	11
Milk 1% 8 flz PC (1% Milk)	12
Potato Sweet Glazed Orange f/Fresh (Glazed Sweet Potatoes)	13
Juice Orange f/BIB 6 flz (Orange Juice)	15
Peas Green w/Paprika f/Frz (Seasoned Green Peas)	16
Apple Slices Hot Cinnamon f/Frz (Hot Spiced Apples)	17
Milk 1% 8 flz PC (1% Milk)	18
Bratwurst Grilled (Grilled Bratwurst)	19
Potato Baked (Baked Potato)	20
Brussels Sprouts Balsamic f/Frz (Balsamic Brussels Sprouts)	21
Fruit Fresh Winter Salad w/Fresh Orange (Winter Fresh Fruit Salad)	23
Banana Whole Fresh (Banana)	24
Milk 1% 8 flz PC (1% Milk)	26

BBO Pork Ribs (BBO Pork Ribs)	27
Beans Baked f/Cnd (Baked Beans)	28
Potato Au Gratin RTC (Au Gratin Potatoes)	30
Melon Cantaloupe Cubes f/Fresh (Fresh Cantaloupe)	31
Milk 1% 8 flz PC (1% Milk)	32
Ham Ckd Bnls RS (RS Ham)	33
Potato Sweet Mashed f/Cnd (Mashed Sweet Potatoes)	34
Tomato Stewed f/Cnd (Stewed Tomatoes)	36
Banana Whole Fresh (Banana)	38
Milk 1% 8 flz PC (1% Milk)	40
Lettuce Tomato Tossed Salad f/Mix (Lettuce & Tomato Salad)	41
Ravioli Cheese w/Sauce f/RTC (Cheese Ravioli & Sauce)	42
Spinach w/Garlic Butter (Spinach with Garlic Butter)	44
Spread Garlic Butter (Garlic Butter Spread)	46
Peaches Spiced Slices Hot Cold f/Cnd (Spiced Peaches)	47
Milk 1% 8 flz PC (1% Milk)	49
Meatballs Swedish w/Sauce (Swedish Meatballs)	50
Noodles Parslied (Parslied Noodles)	52
Carrot Dilled f/Frz Bias (Seasoned Carrots)	54

Apple Scalloped Hmd f/Frz (Scalloped Apples)	55
Milk 1% 8 flz PC (1% Milk)	57
Beef Kabobs Marinated (Marinated Beef Kabob)	58
Marinade Beef (Beef Marinade)	60
Rice Pilaf Wild f/Rice Blend (Wild Rice Pilaf)	62
Vegetable Mix Broccoli Normandy f/Frz (Broccoli Normandy)	64
Orange Pineapple & Banana (Oranges, Pineapples & Bananas)	65
Banana Whole Fresh (Banana)	66
Milk 1% 8 flz PC (1% Milk)	68
Soup Ham & Bean Hmd f/Cnd Beans (Ham & Bean Soup)	69
Greens Collard f/Frz (Collard Greens)	71
Crisp Pineapple Hmd (Pineapple Crisp)	73
Cornbread f/Mix (Cornbread)	75
Milk 1% 8 flz PC (1% Milk)	76
Meatloaf No Sauce (Meatloaf)	77
Potato Mashed f/Inst Granules (Mashed Potatoes)	79
Brussels Sprouts w/Bacon f/Frz (Brussels Sprouts with Bacon)	80
Fruit Fresh Fall/Winter (Seasonal Fresh Fruit)	81
Banana Whole Fresh (Banana)	82

Gravy Brown f/Mix (Brown Gravy)

84

Milk 1% 8 flz PC (1% Milk)

85

Lettuce Tossed Salad (Garden Salad)

COOK TEMP	COOK METHOD	SERVING SIZE	ALLERGENS
0.0 °F	Chill	1 Cup	☐Contains: Carrots

NUTRIENTS PER SERVING					
CALORIES	CARBOHYDRATES	PROTEIN	TOTAL FAT	CALCIUM	SODIUM
20 kcal	5 g	2 g	0 g	30 mg	25 mg

INGREDIENTS	SERVINGS 25	SERVINGS 50	SERVINGS 75	SERVINGS 100	INGREDIENT PREP	PREPARATION STEP
1 Lettuce, Iceberg Lettuce, Green Leaf Lettuce, Romaine Fresh Carrot, Fresh	2 lb 8 Oz	5 lb	7 lb 8 Oz	10 lb		WASH HANDS before beginning preparation & SANITIZE surfaces & equipment.
	1 lb 4 Oz	2 lb 8 Oz	3 lb 12 Oz	5 lb		
	1 lb 4 Oz	2 lb 8 Oz	3 lb 12 Oz	5 lb		
	12 Oz	1 lb 8 Oz	2 lb 4 Oz	3 lb 0 Oz	Shredded	
2						Preprep: Rinse and drain greens. Pare and shred carrots. Tear or cut lettuce and other greens into bite-size pieces. Add carrots and mix lightly.
3						Just before serving, portion into individual salad bowls, 1 cup per bowl.
4						CCP -- Maintain <40F/4C; discard unused product.

Pork Sweet & Sour f/Loin (Sweet & Sour Pork)

COOK TIME	COOK-END TEMP	COOK METHOD	SERVING SIZE	ALLERGENS
75 Min	145 °F	Saute	1 Cup	☐Contains: AllergenSoy, Peppers Bell, Corn, Chicken, AllergenWheat, Pineapple, AllergenSulphites, Pork & Products, Onion, Garlic

NUTRIENTS PER SERVING					
CALORIES	CARBOHYDRATES	PROTEIN	TOTAL FAT	CALCIUM	SODIUM
250 kcal	20 g	19 g	11 g	40 mg	520 mg

INGREDIENTS	SERVINGS 25	SERVINGS 50	SERVINGS 75	SERVINGS 100	INGREDIENT PREP	PREPARATION STEP
1 Sauce, Soy Bulk LS	3/4 Cup	1 2/3 Cup	2 1/2 Cup	3 1/3 Cup		WASH HANDS before beginning preparation & SANITIZE surfaces & equipment.
Pork, Loin Bnls	6 lb 4 Oz	12 lb 8 Oz	18 lb 12 Oz	25 lb	Cubed	
2 Pan Coating, Spray	0.5 Oz	0.5 Oz	0.5 Oz	1 Oz		Pour soy sauce over meat and mix lightly. Let stand at least 1 hr. Refrigerate while marinating.
Base, Chicken Paste LS G-F	1 Tbsp 1 tsp	2 Tbsp 2 tsp	1/4 Cup	1/3 Cup		
Water, Tap	2 2/3 Cup	1 1/4 Qt	2 Qt	2 3/4 Qt		
3 Sugar, Brown Light	2/3 Cup	1 1/3 Cup	2 Cup	2 2/3 Cup		Brown meat. Drain fat. Combine base and water and add to meat. Simmer until meat is tender approximately 1 hr.
Cornstarch	1/3 Cup	2/3 Cup	1 Cup	1 1/3 Cup		

Pork Sweet & Sour f/Loin (Sweet & Sour Pork)

	INGREDIENTS	SERVINGS 25	SERVINGS 50	SERVINGS 75	SERVINGS 100	INGREDIENT PREP	PREPARATION STEP
4	Vinegar, White	1 Cup	2 Cup	3 Cup	1 Qt		Combine sugar and cornstarch.
	Juice Pineapple f/Frz Conc 6 flz	2/3 Cup	1 1/3 Cup	2 Cup	2 2/3 Cup		
	Sauce, Soy Bulk LS	1/2 Cup	1.0 Cup	1 1/3 Cup	1 3/4 Cup		
5	Pepper, Green Fresh	1 lb 5 Oz	2 lb 11 Oz	4 lb	5 lb 5 Oz	Julienne	Add drained pineapple juice, vinegar and soy sauce to cornstarch mixture. Mix until smooth. Add to meat while stirring. Cook slowly until thickened.
	Onion, Yellow	10.5 Oz	1 lb 5 Oz	2 lb	2 lb 11 Oz	Sliced	
	Pineapple, Chunks JcPk	1 1/4 Qt	2 3/4 Qt	1 Gal	1 Gal 2 Cup	Drained	
6							Approximately 15 min before serving, add peppers, onion and pineapple; cook gently.
7							For Fresh Pork and Ham Cuts: Cook to internal temp of 145F/63C held for 15 sec.
8							CCP -- Cool: Product must reach 135F/57C to 70F/21C within 2 hrs and 70F/21C to 40F/4C within 4 hrs.
9							CCP -- Maintain: Product held at >135F/57C Temperature should be taken every 2 hours during holding. *Maintaining at the proper temperature will present no food safety issue; long hot holding times can affect food quality.

Juice Pineapple f/Frz Conc 6 flz (Pineapple Juice)

COOK METHOD	SERVING SIZE	ALLERGENS
Make	6 fl. oz	<input type="checkbox"/> Contains: Pineapple

NUTRIENTS PER SERVING					
CALORIES	CARBOHYDRATES	PROTEIN	TOTAL FAT	CALCIUM	SODIUM
80 kcal	20 g	1 g	0 g	30 mg	10 mg

INGREDIENTS	SERVINGS 25	SERVINGS 50	SERVINGS 75	SERVINGS 100	PREPARATION STEP
1					WASH HANDS before beginning preparation & SANITIZE surfaces & equipment.
2	Juice, Pineapple Conc Frz	30.63 fl. oz	61.25 fl. oz	91.88 fl. oz	Dilute in cool water; stirring well. Refrigerate <40F/4C.
	Water, Tap	3 3/4 Qt	1 Gal 5 Cup	2 Gal 5 Cup	
3					CCP -- Keep chilled at 40F/4C.

Rice Fried w/Soy Sauce (Fried Rice)

COOK METHOD	SERVING SIZE	ALLERGENS
Stir Fry	1/2 Cup	☐Contains: Carrots, Onion, AllergenEggs, AllergenWheat, AllergenSoy, Rice, Peas

NUTRIENTS PER SERVING					
CALORIES	CARBOHYDRATES	PROTEIN	TOTAL FAT	CALCIUM	SODIUM
130 kcal	20 g	4 g	4.5 g	30 mg	360 mg

INGREDIENTS	SERVINGS 25	SERVINGS 50	SERVINGS 75	SERVINGS 100	PREPARATION STEP
1 Rice, White Parboiled	2 1/2 Cup	1 1/4 Qt	2.0 Qt	2 1/2 Qt	WASH HANDS before beginning preparation. SANITIZE surfaces & equipment. Preprep: Chop fine Onions and Carrots. Cook Rice in Water and Salt.
Water, Tap	1 1/2 Qt	3 Qt	1 Gal 1 Cup	1 Gal 3 Cup	
Salt, Iodized	1 tsp	2 tsp	1 Tbsp	1 Tbsp 1 tsp	
2 Peas, Green Frz	10.5 Oz	1 lb 5 Oz	2 lb	2 lb 11 Oz	Partially cook Peas and drain. Set aside.
3 Egg, Liquid Frz	1/2 Cup	1 Cup	1 1/2 Cup	2 Cup	Add Eggs and mix well. Add Salt. Maintain at <40F until used. Saute to *internal temp 155F for 15 sec in Oil; stirring Egg to break into small pieces. * Maintain >140F.
Salt, Iodized	1 tsp	2 tsp	1 Tbsp	1 Tbsp 1 tsp	
Oil, Vegetable	1 Tbsp	2 Tbsp	3 Tbsp	1/4 Cup	
4 Oil, Vegetable	1/3 Cup	3/4 Cup	1 1/8 Cup	1 1/2 Cup	Saute Onions and Carrots in Oil until tender. Add Soy Sauce to Rice mixture. Add Rice mixture to Onions.

Rice Fried w/Soy Sauce (Fried Rice)

INGREDIENTS	SERVINGS 25	SERVINGS 50	SERVINGS 75	SERVINGS 100	PREPARATION STEP
Sauce, Soy Bulk LS	1/3 Cup	3/4 Cup	1 1/8 Cup	1 1/2 Cup	
Onion, Yellow	8 Oz	1 lb	1 lb 8 Oz	2 lb	
Carrot, Fresh	4 Oz	8 Oz	12 Oz	1 lb	
5					Stir in cooked Peas and Eggs. Serve immediately.
6					CCP -- Maintain >140F for only 4 hrs. CCP - Cool: Product must reach 140F to 70F within 2 hrs and 70F to 40F within 4 hrs. CCP - Reheat: To internal temp of 165F held for 15 sec within 1 hr - one time only.

Dressing Italian Fat Free PC (FF Italian Dressing)

SERVING SIZE		ALLERGENS
1 each		<input type="checkbox"/> Contains: Allergen Sulphites

NUTRIENTS PER SERVING					
CALORIES	CARBOHYDRATES	PROTEIN	TOTAL FAT	CALCIUM	SODIUM
20 kcal	4 g	0 g	0 g	20 mg	490 mg

INGREDIENTS	SERVINGS 25	SERVINGS 50	SERVINGS 75	SERVINGS 100	PREPARATION STEP
1					WASH HANDS before beginning preparation & SANITIZE surfaces & equipment.
2					Portion according to serving size.
3					Discard unused product.

Milk 1% 8 flz PC (1% Milk)

SERVING SIZE	ALLERGENS
8 fl. oz	<input type="checkbox"/> Contains: AllergenMilk

NUTRIENTS PER SERVING					
CALORIES	CARBOHYDRATES	PROTEIN	TOTAL FAT	CALCIUM	SODIUM
100 kcal	13 g	9 g	2.5 g	350 mg	110 mg

INGREDIENTS	SERVINGS 25	SERVINGS 50	SERVINGS 75	SERVINGS 100	PREPARATION STEP
1					WASH HANDS before beginning preparation & SANITIZE surfaces & equipment.
2					Portion according to serving size.
3					CCP -- Maintain <40F/4C.
4					Discard unused product.

Potato Sweet Glazed Orange f/Fresh (Glazed Sweet Potatoes)

COOK TEMP	COOK METHOD	SERVING UTENSIL	SERVING SIZE	ALLERGENS
400.0 °F	Bake	#8 scoop	1/2 Cup	☐Contains: Potatoes, Sweet, Orange, AllergenSoy, AllergenMilk, Citrus

NUTRIENTS PER SERVING					
CALORIES	CARBOHYDRATES	PROTEIN	TOTAL FAT	CALCIUM	SODIUM
180 kcal	36 g	2 g	3.5 g	50 mg	85 mg

INGREDIENTS	SERVINGS 25	SERVINGS 50	SERVINGS 75	SERVINGS 100	PREPARATION STEP
1 Potato, Sweet Fresh	5 lb	10 lb	15 lb	20 lb	<p>WASH HANDS before beginning preparation & SANITIZE surfaces & equipment. Pre-prep: Zest Oranges. Select small even-sized Sweet Potatoes or Yams. Scrub then arrange on baking sheet. Steam or boil until tender. When cool enough to handle, peel and cut in half lengthwise. Arrange in shallow pan. *Maintain <40F/4C. until ready to complete.</p> <p>Mix Sugar, Margarine, Orange Zest and Juice. Heat to boiling point to make a syrup.</p>
2 Sugar, Brown Light	1 3/4 Cup	3 1/2 Cup	1 1/4 Qt	1 3/4 Qt	
Margarine, Solids	4 Oz	8 Oz	12 Oz	1 lb	
Orange Fresh Whole	1 whole	2 whole	3 whole	4 whole	
Juice Orange f/BIB 6 flz	1 Cup	2 Cup	3 Cup	1 Qt	
3					Pour Syrup over Potatoes and Bake to *internal temp 145F/62C for 15 sec.

Potato Sweet Glazed Orange f/Fresh (Glazed Sweet Potatoes)

	INGREDIENTS	SERVINGS 25	SERVINGS 50	SERVINGS 75	SERVINGS 100	PREPARATION STEP
4						CCP -- Maintain >140F/60C. Temperature should be taken every 2 hours during holding. *Maintaining at the proper temperature will present no food safety issue; long hot holding times can affect food quality. Refer to local or regional public health regulations for specific times. CCP -- Cool: Product must reach 140F/60C to 70F/21C within 2 hrs and 70F/21C to 40F/4C within 4 hrs. CCP -- Reheat: To internal temp of 165F/74C held 15 sec within 2 hrs - one time only.
5						Cook Time: 20-30Minutes

Juice Orange f/BIB 6 flz (Orange Juice)

COOK METHOD	SERVING SIZE	ALLERGENS
Make	6 fl. oz	<input type="checkbox"/> Contains: Orange, Citrus

NUTRIENTS PER SERVING					
CALORIES	CARBOHYDRATES	PROTEIN	TOTAL FAT	CALCIUM	SODIUM
60 kcal	14 g	1 g	0 g	20 mg	10 mg

INGREDIENTS	SERVINGS 25	SERVINGS 50	SERVINGS 75	SERVINGS 100	PREPARATION STEP	
1					WASH HANDS before beginning preparation & SANITIZE surfaces & equipment.	
2	Water, Tap	3 3/4 Qt	1 Gal 5 Cup	2 Gal 5 Cup	3 Gal 5 Cup	Prepare product as per package instructions.
	Juice, Orange Conc BIB 4:1	3 3/4 Cup	2.0 Qt	2 3/4 Qt	3 3/4 Qt	
3					+CCP - Serve Chilled <40F/4C.	

Peas Green w/Paprika f/Frz (Seasoned Green Peas)

COOK TIME	COOK METHOD	SERVING SIZE	ALLERGENS
6 Min	Steam	1/2 Cup	☐Contains: AllergenSoy, Peas, AllergenMilk

NUTRIENTS PER SERVING					
CALORIES	CARBOHYDRATES	PROTEIN	TOTAL FAT	CALCIUM	SODIUM
90 kcal	13 g	5 g	2 g	30 mg	115 mg

INGREDIENTS	SERVINGS 25	SERVINGS 50	SERVINGS 75	SERVINGS 100	PREPARATION STEP	
1					WASH HANDS before beginning preparation & SANITIZE surfaces & equipment.	
2	Peas, Green Frz	5 lb	10 lb	15 lb	20 lb	Steam or boil peas until tender. Add seasonings and mix well.
	Margarine, Solids	1/4 Cup	1/2 Cup	3/4 Cup	1 Cup	
	Paprika	1 tsp	2 tsp	1 Tbsp	1 Tbsp 1 tsp	
3					CCP -- Maintain: Product held at >135F/57C Temperature should be taken every 2 hours during holding. *Maintaining at the proper temperature will present no food safety issue; long hot holding times can affect food quality.	
4					CCP -- Cool: Product must reach 135F/57C to 70F/21C within 2 hrs and 70F/21C to 40F/4C within 4 hrs.	
5					CCP -- Reheat: To internal temperature of 165F/74C held for at least 15 seconds.	

Apple Slices Hot Cinnamon f/Frz (Hot Spiced Apples)

COOK TIME	COOK TEMP	COOK METHOD	SERVING SIZE	ALLERGENS
25 Min	0.0 °F	Simmer	1/2 Cup	☐Contains: AllergenMilk, Cinnamon, Apples, AllergenSoy

NUTRIENTS PER SERVING					
CALORIES	CARBOHYDRATES	PROTEIN	TOTAL FAT	CALCIUM	SODIUM
100 kcal	18 g	0 g	4 g	10 mg	80 mg

INGREDIENTS	SERVINGS 25	SERVINGS 50	SERVINGS 75	SERVINGS 100	PREPARATION STEP	
1					WASH HANDS before beginning preparation & SANITIZE surfaces & equipment.	
2	Cinnamon, Ground	1 tsp	2 tsp	1 Tbsp	1 Tbsp 1 tsp	Combine undrained fruit and seasonings. Heat apples to cook off 1/2 liquid and reach minimum internal temp >135F/57C for 15 sec.
	Salt, Iodized	1/2 tsp	1 tsp	1 1/2 tsp	2 tsp	
	Apple Slices, Frz	5 lb	10 lb	15 lb	20 lb	
	Margarine, Solids	4 Oz	8 Oz	12 Oz	1 lb	
	Sugar, Granulated Bulk	3/4 Cup	1 2/3 Cup	2 1/2 Cup	3 1/3 Cup	
3					CCP -- Maintain: Product held at >135F/57C Temperature should be taken every 2 hours during holding. *Maintaining at the proper temperature will present no food safety issue; long hot holding times can affect food quality.	

Milk 1% 8 flz PC (1% Milk)

SERVING SIZE	ALLERGENS
8 fl. oz	<input type="checkbox"/> Contains: AllergenMilk

NUTRIENTS PER SERVING					
CALORIES	CARBOHYDRATES	PROTEIN	TOTAL FAT	CALCIUM	SODIUM
100 kcal	13 g	9 g	2.5 g	350 mg	110 mg

INGREDIENTS	SERVINGS 25	SERVINGS 50	SERVINGS 75	SERVINGS 100	PREPARATION STEP
1					WASH HANDS before beginning preparation & SANITIZE surfaces & equipment.
2					Portion according to serving size.
3					CCP -- Maintain <40F/4C.
4					Discard unused product.

Bratwurst Grilled (Grilled Bratwurst)

SERVING UTENSIL	SERVING SIZE	ALLERGENS
Tongs	1 each	☐Contains: Pork & Products

NUTRIENTS PER SERVING					
CALORIES	CARBOHYDRATES	PROTEIN	TOTAL FAT	CALCIUM	SODIUM
380 kcal	4 g	16 g	33 g	40 mg	960 mg

INGREDIENTS	SERVINGS 25	SERVINGS 50	SERVINGS 75	SERVINGS 100	PREPARATION STEP
1 Sausage, Bratwurst	25 each	50 each	75 each	100 each	WASH HANDS before beginning preparation. SANITIZE surfaces & equipment. Grill according to package instructions.
2					CCP -- Maintain >140F/60C for only 4 hrs. CCP -- Cool: Product must reach 140F/60C to 70F/21C within 2 hrs and 70F/21C to 40F/4C within 4 hrs. CCP -- Reheat: To internal temp of 165F/74C held 15 sec within 2 hrs - one time only.

Potato Baked (Baked Potato)

COOK TEMP	COOK METHOD	SERVING UTENSIL	SERVING SIZE	ALLERGENS
350.0 °F	Bake	Tongs	1 whole	<input type="checkbox"/> Contains: Potatoes

NUTRIENTS PER SERVING					
CALORIES	CARBOHYDRATES	PROTEIN	TOTAL FAT	CALCIUM	SODIUM
170 kcal	40 g	4 g	0 g	10 mg	10 mg

INGREDIENTS	SERVINGS 25	SERVINGS 50	SERVINGS 75	SERVINGS 100	PREPARATION STEP
1 Potato, Russet/Baking Fresh	25 each	50 each	75 each	100 each	WASH HANDS before beginning preparation. SANITIZE surfaces & equipment. Place Potatoes on baking sheet, puncture with fork several times to allow steam to escape. Bake until fork tender. Cut a lengthwise slit in Potatoes prior to serving.
2					CCP -- Maintain >140F/60C. Temperature should be taken every 2 hours during holding. *Maintaining at the proper temperature will present no food safety issue; long hot holding times can affect food quality. Refer to local or regional public health regulations for specific times. CCP -- Cool: Product must reach 140F/60C to 70F/21C within 2 hrs and 70F/21C to 40F/4C within 4 hrs. CCP -- Reheat: To internal temp of 165F/74C held 15 sec within 2 hrs - one time only.
3					Cook Time: 60-90 min

Brussels Sprouts Balsamic f/Frz (Balsamic Brussels Sprouts)

COOK TIME	COOK TEMP	COOK METHOD	SERVING SIZE	ALLERGENS
20 Min	425.0 °F	Roast	1/2 Cup	☐Contains: AllergenSulphites

NUTRIENTS PER SERVING					
CALORIES	CARBOHYDRATES	PROTEIN	TOTAL FAT	CALCIUM	SODIUM
100 kcal	11 g	5 g	6 g	40 mg	160 mg

INGREDIENTS	SERVINGS 25	SERVINGS 50	SERVINGS 75	SERVINGS 100	INGREDIENT PREP	PREPARATION STEP
1						WASH HANDS before beginning preparation & SANITIZE surfaces & equipment.
2 Brussels Sprouts, Frz	6 lb 4 Oz	12 lb 8 Oz	18 lb 12 Oz	25 lb	Halved	Spread frozen brussels sprouts on a large baking sheet in an even layer. Bake for 10 minutes.
Oil, Olive	1/2 Cup	1 Cup	1 1/2 Cup	2 Cup		Remove sprouts from oven. Carefully toss with oil, salt, and pepper. Return to oven and bake until sprouts are tender, 10-15 minutes.
3 Salt, Iodized	1 1/2 tsp	1 Tbsp	1 Tbsp 2 tsp	2 Tbsp		
Pepper, Black Ground	2 tsp	1 Tbsp 1 tsp	2 Tbsp	2 Tbsp 2 tsp		
Vinegar, Balsamic	1/4 Cup	1/2 Cup	3/4 Cup	1 Cup		In a small bowl whisk together vinegar, brown sugar, and second portion of oil.
4 Sugar, Brown Light	1 Tbsp 1 tsp	2 Tbsp 2 tsp	1/4 Cup	1/3 Cup		
Oil, Olive	1 Tbsp 1 tsp	2 Tbsp 2 tsp	1/4 Cup	1/3 Cup		

Brussels Sprouts Balsamic f/Frz (Balsamic Brussels Sprouts)


	INGREDIENTS	SERVINGS 25	SERVINGS 50	SERVINGS 75	SERVINGS 100	INGREDIENT PREP	PREPARATION STEP
5							Remove brussels sprouts from oven, and toss to coat in vinegar mixture while still warm. Serve immediately.
6							CCP -- Maintain: Product held at >135F/57C Temperature should be taken every 2 hours during holding. *Maintaining at the proper temperature will present no food safety issue; long hot holding times can affect food quality.
7							Discard unused product.

Fruit Fresh Winter Salad w/Fresh Orange (Winter Fresh Fruit Salad)

COOK TEMP	COOK METHOD	SERVING SIZE	ALLERGENS
0.0 °F	Chill	1 Cup	☐Contains: Citrus, AllergenSulphites, Bananas, Orange, Apples

NUTRIENTS PER SERVING					
CALORIES	CARBOHYDRATES	PROTEIN	TOTAL FAT	CALCIUM	SODIUM
120 kcal	33 g	2 g	0 g	30 mg	5 mg

INGREDIENTS	SERVINGS 25	SERVINGS 50	SERVINGS 75	SERVINGS 100	PREPARATION STEP
1 Orange Fresh Whole	10 each	20 each	30 each	40 each	WASH HANDS before beginning preparation & SANITIZE surfaces & equipment.
Grapes, Green Seedless	2 lb 8 Oz	5 lb	7 lb 8 Oz	10 lb	
2 Apple, Red Delicious	15 each	30 each	45 each	60 each	Wash and cut fruit, except bananas and apples, into bite-size pieces. Chill until ready to use.
Banana Whole Fresh	2 lb 8 Oz	5 lb	7 lb 8 Oz	10 lb	
3					About 30-60 min before service dice apples and slice bananas. Pour small amount of lemon or orange juice over bananas and apple pieces to keep from browning. Drain before using.
4					Combine fruit and chill.
5					CCP -- Maintain <40F/4C; discard unused product.
6					Note: fruit may vary from foods listed.



Banana Whole Fresh (Banana)

SERVING SIZE	ALLERGENS
1 each	<input type="checkbox"/> Contains: Bananas

NUTRIENTS PER SERVING					
CALORIES	CARBOHYDRATES	PROTEIN	TOTAL FAT	CALCIUM	SODIUM
100 kcal	26 g	2 g	0 g	10 mg	5 mg

INGREDIENTS	SERVINGS 25	SERVINGS 50	SERVINGS 75	SERVINGS 100	PREPARATION STEP
1					WASH HANDS before beginning preparation & SANITIZE surfaces & equipment.
2					Portion according to serving size.
3					Discard unused product.

Milk 1% 8 flz PC (1% Milk)

SERVING SIZE	ALLERGENS
8 fl. oz	<input type="checkbox"/> Contains: AllergenMilk

NUTRIENTS PER SERVING					
CALORIES	CARBOHYDRATES	PROTEIN	TOTAL FAT	CALCIUM	SODIUM
100 kcal	13 g	9 g	2.5 g	350 mg	110 mg

INGREDIENTS	SERVINGS 25	SERVINGS 50	SERVINGS 75	SERVINGS 100	PREPARATION STEP
1					WASH HANDS before beginning preparation & SANITIZE surfaces & equipment.
2					Portion according to serving size.
3					CCP -- Maintain <40F/4C.
4					Discard unused product.

BBQ Pork Ribs (BBQ Pork Ribs)

COOK TIME	COOK TEMP	COOK METHOD	SERVING SIZE	ALLERGENS
120 Min	325.0 °F	Bake	3 Oz	☐Contains: Tomato, Pork & Products, AllergenWheat, AllergenSulphites

NUTRIENTS PER SERVING						
CALORIES	CARBOHYDRATES		PROTEIN	TOTAL FAT	CALCIUM	SODIUM
330 kcal	21 g		21 g	18 g	50 mg	610 mg

INGREDIENTS	SERVINGS 25	SERVINGS 50	SERVINGS 75	SERVINGS 100	INGREDIENT PREP	PREPARATION STEP
1 Pork, Ribs Raw	7 lb 3 Oz	14 lb 6 Oz	21 lb 9 Oz	28 lb 12 Oz	Trimmed	WASH HANDS before beginning preparation. SANITIZE surfaces & equipment. Separate ribs into serving size pieces. *Refrigerate at <40F/4C.
2 Sauce, BBQ	1 1/4 Qt	2 1/2 Qt	3 3/4 Qt	1 Gal 2 Cup		Place in roasting pan and brown uncovered in oven at 350F until browned lightly, about 30 min. Pour off fat. *Maintain at >135F/57C. Pour Sauce over Ribs.
3						Cover with foil and bake at 350F until Meat is tender and *internal temp 160F/71C for 15 sec is reached, about 1 1/2 hrs.
4						Uncover and bake an additional 20-30 min.
5						CCP -- Maintain >135F/57C for only 4 hrs.
6						CCP -- Cool: Product must reach 140F to 70F within 2 hrs and 70F to 40F within 4 hrs.
7						CCP -- Reheat: To internal temp 165F held 15 sec within 1 hr - one time only.

Beans Baked f/Cnd (Baked Beans)

COOK TIME	COOK TEMP	COOK METHOD	SERVING SIZE	ALLERGENS
60 Min	350.0 °F	Bake	1/2 Cup	☐Contains: Onion, AllergenSoy, Garlic, AllergenSulphites, Pork & Products, Beans/Legumes, AllergenMilk, Apples, Tomato, Mustard

NUTRIENTS PER SERVING					
CALORIES	CARBOHYDRATES	PROTEIN	TOTAL FAT	CALCIUM	SODIUM
200 kcal	36 g	7 g	5 g	100 mg	650 mg

INGREDIENTS	SERVINGS 25	SERVINGS 50	SERVINGS 75	SERVINGS 100	INGREDIENT PREP	PREPARATION STEP
1 Onion, Yellow Margarine, Solids	1 lb 5 Oz	2 lb 10 Oz	3 lb 15 Oz	5 lb 3 Oz	Chopped Fine	WASH HANDS before beginning preparation. SANITIZE surfaces & equipment. Saute onion in margarine.
	3 Oz	6.5 Oz	9.5 Oz	12.5 Oz		
2 Beans, Baked w/Bacon Cnd Ketchup, Bulk Vinegar, Cider Apple Sugar, Brown Light Mustard, Powder	3 1/8 Qt	1 Gal 4 Cup	2 Gal 2 Cup	3 Gal 1 Cup		Add beans, ketchup, vinegar, brown sugar and mustard to onions. Stir to mix well.
	1.0 Cup	2 1/8 Cup	3 1/8 Cup	1.0 Qt		
	2 Tbsp	1/4 Cup	1/3 Cup	1/2 Cup		
	1/2 Cup	1.0 Cup	1 1/2 Cup	2 1/8 Cup		
	3/4 tsp	1 1/2 tsp	2 1/4 tsp	1 Tbsp		

Beans Baked f/Cnd (Baked Beans)

	INGREDIENTS	SERVINGS 25	SERVINGS 50	SERVINGS 75	SERVINGS 100	INGREDIENT PREP	PREPARATION STEP
3							Scale 3 1/2 qt into steam table pans. Bake, uncovered, in a 350F oven for 1 hour.
4							CCP -- Maintain >140F/57C for only 4 hrs. CCP -- Cool: Product must reach 140F to 70F within 2 hrs and 70F to 40F within 4 hrs. CCP -- Reheat: To internal temp of 165F held 15 sec within 1 hr - one time only.

Potato Au Gratin RTC (Au Gratin Potatoes)

COOK-END TEMP	SERVING SIZE	ALLERGENS
145 °F	4 Oz	None

NUTRIENTS PER SERVING					
CALORIES	CARBOHYDRATES	PROTEIN	TOTAL FAT	CALCIUM	SODIUM
110 kcal	15 g	3 g	4.5 g	100 mg	500 mg

INGREDIENTS	SERVINGS 25	SERVINGS 50	SERVINGS 75	SERVINGS 100	PREPARATION STEP
1					WASH HANDS before beginning preparation & SANITIZE surfaces & equipment.
2					Prepare product as per package instructions.
3					CPP- Cook to internal temp of 145F/62C held for 15 sec.
4					Portion according to serving size.
5					CCP -- Maintain: Product held at >135F/57C Temperature should be taken every 2 hours during holding. *Maintaining at the proper temperature will present no food safety issue; long hot holding times can affect food quality.
6					Discard unused product.

Melon Cantaloupe Cubes f/Fresh (Fresh Cantaloupe)

COOK METHOD	SERVING SIZE	ALLERGENS
Chill	1 Cup	None

NUTRIENTS PER SERVING					
CALORIES	CARBOHYDRATES	PROTEIN	TOTAL FAT	CALCIUM	SODIUM
50 kcal	13 g	2 g	0 g	20 mg	25 mg

INGREDIENTS	SERVINGS 25	SERVINGS 50	SERVINGS 75	SERVINGS 100	PREPARATION STEP
1 Melon, Cantaloupe Fresh	8 lb 10 Oz	17 lb 3 Oz	25 lb 13 Oz	34 lb 6 Oz	WASH HANDS before beginning preparation & SANITIZE surfaces & equipment.
2					Remove peel. Remove seeds in center. Cut into 1/2" cubes.
3					CCP -- Maintain <40F/4C; discard unused product.

Milk 1% 8 flz PC (1% Milk)

SERVING SIZE	ALLERGENS
8 fl. oz	<input type="checkbox"/> Contains: AllergenMilk

NUTRIENTS PER SERVING					
CALORIES	CARBOHYDRATES	PROTEIN	TOTAL FAT	CALCIUM	SODIUM
100 kcal	13 g	9 g	2.5 g	350 mg	110 mg

INGREDIENTS	SERVINGS 25	SERVINGS 50	SERVINGS 75	SERVINGS 100	PREPARATION STEP
1					WASH HANDS before beginning preparation & SANITIZE surfaces & equipment.
2					Portion according to serving size.
3					CCP -- Maintain <40F/4C.
4					Discard unused product.

Ham Ckd Bnls RS (RS Ham)

COOK TEMP	COOK-END TEMP	COOK METHOD	SERVING SIZE	ALLERGENS
325.0 °F	145 °F	Bake	3 Oz	☐Contains: Pork & Products

NUTRIENTS PER SERVING					
CALORIES	CARBOHYDRATES	PROTEIN	TOTAL FAT	CALCIUM	SODIUM
100 kcal	4 g	13 g	3 g	0 mg	607 mg

INGREDIENTS	SERVINGS 25	SERVINGS 50	SERVINGS 75	SERVINGS 100	PREPARATION STEP
1					*WASH HANDS before beginning preparation & SANITIZE surfaces & equipment.
2					Prepare product as per package instructions.
3					Portion according to serving size.
4					CPP-Cook to internal temp of 145F/63C held for 15 sec.
5					CCP -- Maintain: Product held at >135F/57C Temperature should be taken every 2 hours during holding. *Maintaining at the proper temperature will present no food safety issue; long hot holding times can affect food quality.
6					Discard unused product.

Potato Sweet Mashed f/Cnd (Mashed Sweet Potatoes)

COOK TEMP	COOK METHOD	SERVING SIZE	ALLERGENS
350.0 °F	Bake	1/2 Cup	☐Contains: Cinnamon, AllergenSoy, Potatoes, Potatoes, Sweet, AllergenMilk

NUTRIENTS PER SERVING					
CALORIES	CARBOHYDRATES	PROTEIN	TOTAL FAT	CALCIUM	SODIUM
200 kcal	44 g	2 g	2 g	40 mg	70 mg

INGREDIENTS	SERVINGS 25	SERVINGS 50	SERVINGS 75	SERVINGS 100	INGREDIENT PREP	PREPARATION STEP
1 Potato, Sweet Syrup Cnd	1.5 no. 10 can	3 no. 10 can	4.5 no. 10 can	6 no. 10 can	Drained	WASH HANDS before beginning preparation. SANITIZE surfaces & equipment. Drain 1/2 of liquid from Potatoes and place Potatoes in mixer bowl. Add Margarine, Brown Sugar and Cinnamon to potatoes. Mash using whip attachment at low speed until there are no lumps.
Sugar, Brown Light	1/2 Cup	1 Cup	1 1/2 Cup	2 Cup		
2 Margarine, Solids	1/4 Cup	1/2 Cup	3/4 Cup	1 Cup	Melted	
Cinnamon, Ground	1/2 tsp	1 tsp	1 1/2 tsp	2 tsp		
3						Arrange mashed Potatoes in 12x20x2 pan(s). Steam to internal temperature of >140F.
4						CCP -- Cool: Product must reach 140F to 70F within 2 hrs and 70F to 40F within 4 hrs.
5						CCP -- Reheat: To internal temp of >165F for at least 15 sec within 1 hr - one time only.

Potato Sweet Mashed f/Cnd (Mashed Sweet Potatoes)

	INGREDIENTS	SERVINGS 25	SERVINGS 50	SERVINGS 75	SERVINGS 100	INGREDIENT PREP	PREPARATION STEP
6							NOTES: 8 lbs fresh = 1 #10 can Sweet Potatoes = 3 qts canned.
7							Cook Time: 50-60 min

Tomato Stewed f/Cnd (Stewed Tomatoes)

COOK TIME	COOK TEMP	COOK METHOD	SERVING SIZE	ALLERGENS
20 Min	0.0 °F	Saute	1/2 Cup	☐Contains: Tomato, Peppers Bell, Onion, Corn, Celery

NUTRIENTS PER SERVING					
CALORIES	CARBOHYDRATES	PROTEIN	TOTAL FAT	CALCIUM	SODIUM
45 kcal	11 g	2 g	0 g	50 mg	280 mg

INGREDIENTS	SERVINGS 25	SERVINGS 50	SERVINGS 75	SERVINGS 100	INGREDIENT PREP	PREPARATION STEP
1 Onion, Yellow Celery, Fresh Pepper, Green Fresh	3/4 Cup	1 2/3 Cup	2 1/2 Cup	3 1/3 Cup	Diced	WASH HANDS before beginning preparation & SANITIZE surfaces & equipment.
	3/4 Cup	1 2/3 Cup	2 1/2 Cup	3 1/3 Cup	Diced	
	3/4 Cup	1 2/3 Cup	2 1/2 Cup	3 1/3 Cup	Diced	
2 Cornstarch Tomato, Diced Cnd Sugar, Granulated Bulk Pepper, Black Ground	1/3 Cup	2/3 Cup	1.0 Cup	1 1/4 Cup		Saute Vegetables until tender.
	1 no. 10 can	2 no. 10 can	3 no. 10 can	4 no. 10 can		
	2 Tbsp	1/4 Cup	1/3 Cup	1/2 Cup		
	3/4 tsp	1 3/4 tsp	2 1/2 tsp	1 Tbsp		

Tomato Stewed f/Cnd (Stewed Tomatoes)

	INGREDIENTS	SERVINGS 25	SERVINGS 50	SERVINGS 75	SERVINGS 100	INGREDIENT PREP	PREPARATION STEP
3							Add cornstarch to small amount of juice from tomatoes; make paste. Combine tomatoes with seasonings and heat to boiling. Add cornstarch paste; stirring constantly cook until thick and clear.
4							CCP -- Maintain: Product held at >135F/57C Temperature should be taken every 2 hours during holding. *Maintaining at the proper temperature will present no food safety issue; long hot holding times can affect food quality.
5							CCP -- Cool: Product must reach 135F/57C to 70F/21C within 2 hrs and 70F/21C to 40F/4C within 4 hrs.
6							CCP -- Reheat: To internal temperature of 165F/74C held for at least 15 seconds.

Banana Whole Fresh (Banana)

SERVING SIZE	ALLERGENS
1 each	<input type="checkbox"/> Contains: Bananas

NUTRIENTS PER SERVING					
CALORIES	CARBOHYDRATES	PROTEIN	TOTAL FAT	CALCIUM	SODIUM
100 kcal	26 g	2 g	0 g	10 mg	5 mg

INGREDIENTS	SERVINGS 25	SERVINGS 50	SERVINGS 75	SERVINGS 100	PREPARATION STEP
1					WASH HANDS before beginning preparation & SANITIZE surfaces & equipment.
2					Portion according to serving size.
3					Discard unused product.



Banana Whole Fresh (Banana)

Milk 1% 8 flz PC (1% Milk)

SERVING SIZE	ALLERGENS
8 fl. oz	<input type="checkbox"/> Contains: AllergenMilk

NUTRIENTS PER SERVING					
CALORIES	CARBOHYDRATES	PROTEIN	TOTAL FAT	CALCIUM	SODIUM
100 kcal	13 g	9 g	2.5 g	350 mg	110 mg

INGREDIENTS	SERVINGS 25	SERVINGS 50	SERVINGS 75	SERVINGS 100	PREPARATION STEP
1					WASH HANDS before beginning preparation & SANITIZE surfaces & equipment.
2					Portion according to serving size.
3					CCP -- Maintain <40F/4C.
4					Discard unused product.

Lettuce Tomato Tossed Salad f/Mix (Lettuce & Tomato Salad)

COOK METHOD	SERVING SIZE	ALLERGENS
Chill	1 Cup	<input type="checkbox"/> Contains: Tomato

NUTRIENTS PER SERVING					
CALORIES	CARBOHYDRATES	PROTEIN	TOTAL FAT	CALCIUM	SODIUM
15 kcal	4 g	1 g	0 g	20 mg	10 mg

INGREDIENTS	SERVINGS 25	SERVINGS 50	SERVINGS 75	SERVINGS 100	INGREDIENT PREP	PREPARATION STEP
1						WASH HANDS before beginning preparation & SANITIZE surfaces & equipment.
2						WASH ALL PRODUCE under cool, running water. Drain well.
3 Tomato, Fresh	3.13 each	6.25 each	9.38 each	12.5 each	Diced	Remove stem end of tomato and dice. Chill until ready to serve.
4 Lettuce Mix, Salad	4 lb 11 Oz	9 lb 6 Oz	14 lb 1 Oz	18 lb 12 Oz		Portion 1 cup lettuce into each individual serving bowl. Sprinkle 1 Tablespoon tomatoes over each salad. Serve desired dressing separately.
5						CCP -- Maintain <40F/4C; discard unused product.

Ravioli Cheese w/Sauce f/RTC (Cheese Ravioli & Sauce)


COOK TIME	COOK TEMP	COOK-END TEMP	COOK METHOD	SERVING SIZE	ALLERGENS
20 Min	325.0 °F	145 °F	Cook	1 Cup	☐Contains: Onion, Carrots, Tomato, AllergenMilk, AllergenWheat, AllergenSoy, Garlic

NUTRIENTS PER SERVING						
CALORIES	CARBOHYDRATES	PROTEIN	TOTAL FAT	CALCIUM	SODIUM	
490 kcal	70 g	23 g	14 g	400 mg	1000 mg	

INGREDIENTS	SERVINGS 25	SERVINGS 50	SERVINGS 75	SERVINGS 100	INGREDIENT PREP	PREPARATION STEP
1 Onion, Yellow	1/2 Cup	1.0 Cup	1 1/3 Cup	1 3/4 Cup	Minced	WASH HANDS before beginning preparation & SANITIZE surfaces & equipment.
Carrot, Fresh	1/3 Cup	3/4 Cup	1 1/8 Cup	1 1/2 Cup	Minced	
Oil, Vegetable	1 Tbsp	2 Tbsp	3 Tbsp	1/4 Cup		
Pepper, Black Ground	1/2 tsp	1 tsp	1 1/2 tsp	2 tsp		
Garlic, Powder	1/4 tsp	1/2 tsp	1/2 tsp	3/4 tsp		
Tomato, Diced Cnd	1 Qt	2 Qt	3 Qt	1 Gal		
Sauce, Marinara	1 1/2 Qt	3 Qt	1 Gal 1 Cup	1 Gal 3 Cup		
2 Water, Tap	1 Gal 2 Cup	2 Gal 5 Cup	4 Gal 1 Cup	5 Gal 3 Cup		Prepare Sauce: Saute onions and carrots in oil until the onions are soft. Add pepper, garlic, tomatoes and marinara sauce; cook uncovered, for 20 min stirring often.
Ravioli, Cheese No Sauce Frz	7 lb 3 Oz	14 lb 6 Oz	21 lb 9 Oz	28 lb 12 Oz		

Ravioli Cheese w/Sauce f/RTC (Cheese Ravioli & Sauce)

	INGREDIENTS	SERVINGS 25	SERVINGS 50	SERVINGS 75	SERVINGS 100	INGREDIENT PREP	PREPARATION STEP
3	Cheese, Mozzarella Shredded	14 Oz	1 lb 12 Oz	2 lb 10 Oz	3 lb 8 Oz		Bring water to a boil. Drop in frozen pasta and cook until done, about 8 min. DO NOT OVERCOOK.
4							Drain water from cooked ravioli. Put ravioli in shallow baking dish. Pour sauce over pasta. Grate cheese over cauce in baking dish.
5							Bake until cheese melts; about 15-20 min.
6							For Milk & Cheese or non-hazardous items: Cook to internal temp of 145F/62C held for 15 sec.
7							CCP -- Maintain: Product held at >135F/57C Temperature should be taken every 2 hours during holding. *Maintaining at the proper temperature will present no food safety issue; long hot holding times can affect food quality.
8							CCP -- Cool: Product must reach 135F/57C to 70F/21C within 2 hrs and 70F/21C to 40F/4C within 4 hrs.
9							CCP -- Reheat: To internal temperature of 165F/74C held for at least 15 seconds.



Spinach w/Garlic Butter (Spinach with Garlic Butter)

COOK TEMP	COOK METHOD	SERVING UTENSIL	SERVING SIZE	ALLERGENS
350.0 °F	Cook	Slotted Spoon	1/2 Cup	☐Contains: AllergenMilk, Garlic, Spinach

NUTRIENTS PER SERVING						
CALORIES	CARBOHYDRATES	PROTEIN	TOTAL FAT	CALCIUM	SODIUM	
45 kcal	4 g	3 g	3.5 g	100 mg	125 mg	

INGREDIENTS	SERVINGS 25	SERVINGS 50	SERVINGS 75	SERVINGS 100	INGREDIENT PREP	PREPARATION STEP
1 Spread Garlic Butter	3 Oz	6 Oz	9 Oz	12 Oz	Prepared	WASH HANDS before beginning preparation & SANITIZE surfaces & equipment.
Spinach, Fresh	4 lb 8 Oz	9 lb	13 lb 8 Oz	18 lb	Trimmed	
2 Salt, Iodized	1/2 tsp	3/4 tsp	1 1/8 tsp	1 1/2 tsp		Prepare Garlic Butter per separate recipe. Blanch Spinach in hot Water for 2 minutes. Drain and place in ice water bath immediately to cool. Drain thoroughly; squeeze out any remaining liquid.
Pepper, Black Ground	1/2 tsp	3/4 tsp	1 1/8 tsp	1 1/2 tsp		
3						Place Spinach in pan(s). Sprinkle with Salt and Pepper. Dot with Garlic Butter. Cover and Bake at 350F for 10-15 minutes.
4						CCP -- Maintain: Product held at >135F/57C Temperature should be taken every 2 hours during holding. *Maintaining at the proper temperature will present no food safety issue; long hot holding times can affect food quality.

Spinach w/Garlic Butter (Spinach with Garlic Butter)

	INGREDIENTS	SERVINGS 25	SERVINGS 50	SERVINGS 75	SERVINGS 100	INGREDIENT PREP	PREPARATION STEP
5							CCP -- Cool: Product must reach 135F/57C to 70F/21C within 2 hrs and 70F/21C to 40F/4C within 4 hrs.
6							CCP -- Reheat: To internal temperature of 165F/74C held for at least 15 seconds.

Spread Garlic Butter (Garlic Butter Spread)

COOK METHOD	SERVING SIZE	ALLERGENS
Mix & Chill	1 Oz	☐Contains: AllergenMilk, Garlic

NUTRIENTS PER SERVING					
CALORIES	CARBOHYDRATES	PROTEIN	TOTAL FAT	CALCIUM	SODIUM
220 kcal	0 g	0 g	25 g	20 mg	200 mg

INGREDIENTS	SERVINGS 25	SERVINGS 50	SERVINGS 75	SERVINGS 100	INGREDIENT PREP	PREPARATION STEP
1						WASH HANDS before beginning preparation & SANITIZE surfaces & equipment.
2	Butter, Unsalted Bulk	1 lb 11 Oz	3 lb 5 Oz	5 lb	6 lb 11 Oz	Blend Butter with a mixer 10 minutes until light and fluffy.
3	Garlic, Whole Fresh	2 Tbsp 2 tsp	1/3 Cup	1/2 Cup	2/3 Cup	Minced Add Garlic and blend for 1 minute. Add Thyme and blend for 1 minute. Add Parsley and blend for 5 minutes until mixed thoroughly.
	Thyme, Ground	1 1/4 tsp	3 tsp	1 Tbsp 1 tsp	1 Tbsp 2 tsp	
	Parsley, Fresh	1 Tbsp 1 tsp	2 Tbsp 2 tsp	1/4 Cup	1/3 Cup	
4						CCP -- Maintain <40F/4C; discard unused product.

Peaches Spiced Slices Hot Cold f/Cnd (Spiced Peaches)

COOK METHOD	SERVING SIZE	ALLERGENS
Boil	1/2 Cup	☐Contains: Corn, Cinnamon, AllergenSoy, AllergenMilk, Peach

NUTRIENTS PER SERVING					
CALORIES	CARBOHYDRATES	PROTEIN	TOTAL FAT	CALCIUM	SODIUM
130 kcal	31 g	1 g	1 g	10 mg	15 mg

INGREDIENTS	SERVINGS 25	SERVINGS 50	SERVINGS 75	SERVINGS 100	PREPARATION STEP
1					WASH HANDS before beginning preparation & SANITIZE surfaces & equipment.
2 Peaches, Sliced JcPk	3 Qt	1 Gal 3 Cup	2 Gal 2 Cup	3 Gal	Drain fruit and reserve liquid. Measure drained liquid and water to make 2 quarts of liquid per 50 servings. Bring 3/4 of the total liquid to boiling point.
3 Cornstarch	1.0 Cup	1 3/4 Cup	2 2/3 Cup	3 1/2 Cup	Mix remaining 1/4 of liquid with cornstarch and add gradually to hot liquid, while stirring with a wire whip. Cook until thick and clear.
4 Cinnamon, Ground	1 1/2 tsp	1 Tbsp	1 Tbsp 2 tsp	2 Tbsp	While still hot, add sugar, margarine and spices. Mix thoroughly and bring to boiling point.
Cloves, Ground	1/2 tsp	1 tsp	1 1/2 tsp	2 tsp	
Sugar, Granulated Bulk	1 1/2 Cup	3 Cup	1 1/8 Qt	1 1/2 Qt	
Margarine, Solids	1 Oz	2 Oz	3 Oz	4 Oz	
Nutmeg, Ground	1 tsp	2 tsp	1 Tbsp	1 Tbsp 1 tsp	

Peaches Spiced Slices Hot Cold f/Cnd (Spiced Peaches)

	INGREDIENTS	SERVINGS 25	SERVINGS 50	SERVINGS 75	SERVINGS 100	PREPARATION STEP
5						Carefully add drained fruit and mix carefully to avoid breaking or mashing fruit.
6						Serve warm
7						CCP -- Maintain: Product held at >135F/57C Temperature should be taken every 2 hours during holding. *Maintaining at the proper temperature will present no food safety issue; long hot holding times can affect food quality.
8						Discard unused product.
9						Note: If serving cold: Quick-chill after Step 5 and chill until served.

Milk 1% 8 flz PC (1% Milk)

SERVING SIZE	ALLERGENS
8 fl. oz	<input type="checkbox"/> Contains: AllergenMilk

NUTRIENTS PER SERVING					
CALORIES	CARBOHYDRATES	PROTEIN	TOTAL FAT	CALCIUM	SODIUM
100 kcal	13 g	9 g	2.5 g	350 mg	110 mg

INGREDIENTS	SERVINGS 25	SERVINGS 50	SERVINGS 75	SERVINGS 100	PREPARATION STEP
1					WASH HANDS before beginning preparation & SANITIZE surfaces & equipment.
2					Portion according to serving size.
3					CCP -- Maintain <40F/4C.
4					Discard unused product.

Meatballs Swedish w/Sauce (Swedish Meatballs)

COOK TIME	COOK TEMP	COOK-END TEMP	COOK METHOD	SERVING SIZE	ALLERGENS
60 Min	325.0 °F	160 °F	Bake	3 each	☐Contains: Potatoes, AllergenWheat, Beef, Onion, Garlic, AllergenMilk

NUTRIENTS PER SERVING						
CALORIES	CARBOHYDRATES		PROTEIN	TOTAL FAT	CALCIUM	SODIUM
290 kcal	17 g		18 g	17 g	125 mg	350 mg

INGREDIENTS	SERVINGS 25	SERVINGS 50	SERVINGS 75	SERVINGS 100	INGREDIENT PREP	PREPARATION STEP
1						WASH HANDS before beginning preparation & SANITIZE surfaces & equipment.
2	Bread White 1 lb	2 lb	3 lb	4 lb		Soak bread in milk for 1 hr.
	Milk, 2% Bulk 2 Cup	1 Qt	1 1/2 Qt	2 Qt		
3	Beef, Ground 80-85/20-15 Raw 6 lb	12 lb	18 lb	24 lb		Combine meat, potatoes, onion and seasonings in mixer bowl. Refrigerate until ready to cook.
	Potato, Russet/Baking Fresh 8 Oz	1 lb	1 lb 8 Oz	2 lb	Grated Fine	
	Onion, Yellow 1/4 Cup	1/2 Cup	3/4 Cup	1 Cup	Chopped Fine	
	Garlic, Powder 3/4 tsp	1 1/2 tsp	2 1/4 tsp	1 Tbsp		
4						Make Meatballs: Add bread to meat mixture. Mix to blend, do not overmix. Working 1/4 cup at a time, shape meat-bread mixture into balls. Place on baking pan(s) in a single layer. Bake 400F/204C to brown. Transfer to steamtable pans, reserving drippings.

Meatballs Swedish w/Sauce (Swedish Meatballs)

	INGREDIENTS	SERVINGS 25	SERVINGS 50	SERVINGS 75	SERVINGS 100	INGREDIENT PREP	PREPARATION STEP
5	Salt, Iodized	2.0 tsp	1 Tbsp 1 tsp	1 Tbsp 3 tsp	2 Tbsp 2 tsp		Gravy: Whisk flour into meat drippings and blend. Add salt and pepper. Add milk gradually, stirring constantly. Cook until smooth and thickened.
	Pepper, Black Ground	1 tsp	2 tsp	1 Tbsp	1 Tbsp 1 tsp		
	Flour, All Purpose	3/4 Cup	1 1/2 Cup	2 1/4 Cup	3 Cup		
	Milk, 2% Bulk	1 Qt	2 Qt	3 Qt	1 Gal		
6							Pour gravy over meatballs. Bake at 325F/162C, approximately 1 hr.
7							For Ground Meat (Beef, Pork, Veal, Lamb) and Meat Mixtures: Cook to internal temp of 160F/71C held for 3 minutes.
8							CCP -- Maintain: Product held at >135F/57C Temperature should be taken every 2 hours during holding. *Maintaining at the proper temperature will present no food safety issue; long hot holding times can affect food quality.
9							CCP -- Cool: Product must reach 135F/57C to 70F/21C within 2 hrs and 70F/21C to 40F/4C within 4 hrs.
10							CCP -- Reheat: To internal temperature of 165F/74C held for at least 15 seconds.

Noodles Parslied (Parslied Noodles)

COOK TEMP	COOK METHOD	SERVING SIZE	ALLERGENS
0.0 °F	Boil	1/2 Cup	☐Contains: AllergenWheat, AllergenEggs, AllergenSoy, AllergenMilk

NUTRIENTS PER SERVING					
CALORIES	CARBOHYDRATES	PROTEIN	TOTAL FAT	CALCIUM	SODIUM
120 kcal	20 g	4 g	3 g	20 mg	125 mg

INGREDIENTS	SERVINGS 25	SERVINGS 50	SERVINGS 75	SERVINGS 100	INGREDIENT PREP	PREPARATION STEP	
1	Noodles, Egg Dry	1 lb 8 Oz	3 lb	4 lb 8 Oz	6 lb	WASH HANDS before beginning preparation & SANITIZE surfaces & equipment.	
	Water, Tap	1 Gal 3 Cup	3 Gal	4 Gal 3 Cup	6 Gal		
	Salt, Iodized	1 tsp	2 tsp	1 Tbsp	1 Tbsp 1 tsp		
2	Margarine, Solids	1/4 Cup	1/2 Cup	3/4 Cup	1 Cup	Melted	Bring water to a boil.
	Parsley, Dried	1/4 Cup	1/2 Cup	3/4 Cup	1 Cup		
3						Add pasta gradually while stirring. Reheat to boiling temp. Cook uncovered at a fast boil until tender, about 10 min. Test for doneness. Noodles should still be firm to the bite. Stir occasionally to help prevent sticking. Drain.	
4						Stir in margarine and seasonings.	

Noodles Parslied (Parslied Noodles)

	INGREDIENTS	SERVINGS 25	SERVINGS 50	SERVINGS 75	SERVINGS 100	INGREDIENT PREP	PREPARATION STEP
5							CCP -- Maintain: Product held at >135F/57C Temperature should be taken every 2 hours during holding. *Maintaining at the proper temperature will present no food safety issue; long hot holding times can affect food quality.
6							CCP -- Cool: Product must reach 135F/57C to 70F/21C within 2 hrs and 70F/21C to 40F/4C within 4 hrs.
7							CCP -- Reheat: To internal temperature of 165F/74C held for at least 15 seconds.

Carrot Dilled f/Frz Bias (Seasoned Carrots)

COOK METHOD	SERVING SIZE	ALLERGENS
Steam	1/2 Cup	☐Contains: AllergenMilk, Carrots, AllergenSoy

NUTRIENTS PER SERVING					
CALORIES	CARBOHYDRATES	PROTEIN	TOTAL FAT	CALCIUM	SODIUM
50 kcal	8 g	1 g	2.5 g	40 mg	70 mg

INGREDIENTS	SERVINGS 25	SERVINGS 50	SERVINGS 75	SERVINGS 100	INGREDIENT PREP	PREPARATION STEP
1						WASH HANDS before beginning preparation & SANITIZE surfaces & equipment.
2	Carrot, Bias Cut Orange Frz	5 lb	10 lb	15 lb	20 lb	Steam or boil vegetables until tender. Add seasoning and mix well.
	Margarine, Solids	1/4 Cup	1/2 Cup	3/4 Cup	1 Cup	
	Dill, Weed Dried	1 tsp	2 tsp	1 Tbsp	1 Tbsp 1 tsp Crushed	
3						CCP -- Maintain: Product held at >135F/57C Temperature should be taken every 2 hours during holding. *Maintaining at the proper temperature will present no food safety issue; long hot holding times can affect food quality.
4						CCP -- Cool: Product must reach 135F/57C to 70F/21C within 2 hrs and 70F/21C to 40F/4C within 4 hrs.
5						CCP -- Reheat: To internal temperature of 165F/74C held for at least 15 seconds.

Apple Scalloped Hmd f/Frz (Scalloped Apples)

COOK METHOD	SERVING SIZE	ALLERGENS
Cook	1/2 Cup	☐Contains: Cinnamon, AllergenMilk, Apples, AllergenSoy

NUTRIENTS PER SERVING					
CALORIES	CARBOHYDRATES	PROTEIN	TOTAL FAT	CALCIUM	SODIUM
90 kcal	15 g	0 g	4 g	10 mg	60 mg

INGREDIENTS	SERVINGS 25	SERVINGS 50	SERVINGS 75	SERVINGS 100	PREPARATION STEP
1					WASH HANDS before beginning preparation & SANITIZE surfaces & equipment.
2					Combine undrained fruit and seasonings. Cook off 3/4 Liquid and apples until tender or minimum internal temp of >135F/57C held for 15sec.
Salt, Iodized	1/4 tsp	1/2 tsp	3/4 tsp	1 tsp	
Cinnamon, Ground	1 1/2 tsp	1 Tbsp	1 Tbsp 2 tsp	2 Tbsp	
Margarine, Solids	1/2 Cup	1 Cup	1 1/2 Cup	2 Cup	
Apple Slices, Frz	3 1/2 Qt	1 Gal 5 Cup	2 Gal 4 Cup	3 Gal 3 Cup	
Sugar, Granulated Bulk	3/4 Cup	1 1/2 Cup	2 1/4 Cup	3 Cup	
3					CCP -- Maintain: Product held at >135F/57C Temperature should be taken every 2 hours during holding. *Maintaining at the proper temperature will present no food safety issue; long hot holding times can affect food quality.

Apple Scalloped Hmd f/Frz (Scalloped Apples)

	INGREDIENTS	SERVINGS 25	SERVINGS 50	SERVINGS 75	SERVINGS 100	PREPARATION STEP
4						Optional: To serve cool, maintain <40F/4C.
5						NOTES: Can add thin slices of lemon. Peaches/pears may be substituted for apples.

Milk 1% 8 flz PC (1% Milk)

SERVING SIZE	ALLERGENS
8 fl. oz	<input type="checkbox"/> Contains: AllergenMilk

NUTRIENTS PER SERVING					
CALORIES	CARBOHYDRATES	PROTEIN	TOTAL FAT	CALCIUM	SODIUM
100 kcal	13 g	9 g	2.5 g	350 mg	110 mg

INGREDIENTS	SERVINGS 25	SERVINGS 50	SERVINGS 75	SERVINGS 100	PREPARATION STEP
1					WASH HANDS before beginning preparation & SANITIZE surfaces & equipment.
2					Portion according to serving size.
3					CCP -- Maintain <40F/4C.
4					Discard unused product.

Beef Kabobs Marinated (Marinated Beef Kabob)

COOK TEMP	COOK METHOD	SERVING SIZE	ALLERGENS
350.0 °F	Bake	1 each	☐Contains: Beef, AllergenWheat, AllergenSoy, Peppers Bell, Tomato, Onion, Citrus, Garlic, Lemon, Mustard, Mushroom, AllergenFish, AllergenSulphites

NUTRIENTS PER SERVING					
CALORIES	CARBOHYDRATES	PROTEIN	TOTAL FAT	CALCIUM	SODIUM
250 kcal	7 g	21 g	16 g	40 mg	470 mg

INGREDIENTS	SERVINGS 25	SERVINGS 50	SERVINGS 75	SERVINGS 100	INGREDIENT PREP	PREPARATION STEP	
1 Marinade Beef	1 Qt	2 Qt	3 Qt	1 Gal		WASH HANDS before beginning preparation & SANITIZE surfaces & equipment. Prepare Meat Marinade per separate recipe. Pour 3/4 of the Marinade over Beef Cubes. Refrigerate at <40F/4C overnight. Drain. Soak skewers in Water overnight if wooden skewers are used.	
	Beef, Steak Sirloin 6z	5 lb 12 Oz	11 lb 8 Oz	17 lb 4 Oz	23 lb		Cubed
2 Pepper, Green Fresh	13 Oz	1 lb 10 Oz	2 lb 7 Oz	3 lb 4 Oz	Cut 3/4" Pieces	Wash & trim Vegetables, as appropriate. Place ingredients on each skewer in the following order: Green Pepper, Beef Cube, Onion Wedge, Green Pepper, Beef Cube, Onion Wedge, Mushroom, Beef Cube, and end with a Cherry Tomato.	
	Onion, Yellow	1 lb 8 Oz	3 lb	4 lb 8 Oz	6 lb		Cut into Wedges
	Mushrooms, Fresh	12 Oz	1 lb 8 Oz	2 lb 4 Oz	3 lb		
	Tomato, Cherry Fresh	1 lb	2 lb	3 lb	4 lb		

Beef Kabobs Marinated (Marinated Beef Kabob)

	INGREDIENTS	SERVINGS 25	SERVINGS 50	SERVINGS 75	SERVINGS 100	INGREDIENT PREP	PREPARATION STEP
3							Brush Kabobs with reserved Marinade. Bake to *internal temperature of >145F/63C held for at least 15 seconds.
4							CCP -- Maintain >140F/60C. Temperature should be taken every 2 hours during holding. *Maintaining at the proper temperature will present no food safety issue; long hot holding times can affect food quality. Refer to local or regional public health regulations for specific times. CCP -- Cool: Product must reach 140F/60C to 70F/21C within 2 hrs and 70F/21C to 40F/4C within 4 hrs. CCP -- Reheat: To internal temp of 165F/74C held 15 sec within 2 hrs - one time only.
5							Cook Time: 15-20 min

Marinade Beef (Beef Marinade)

COOK METHOD	SERVING SIZE	ALLERGENS
Make	1 fl. oz	☐Contains: AllergenWheat, AllergenSoy, Citrus, Garlic, Lemon, Mustard, AllergenSulphites, AllergenFish

NUTRIENTS PER SERVING					
CALORIES	CARBOHYDRATES	PROTEIN	TOTAL FAT	CALCIUM	SODIUM
90 kcal	2 g	1 g	9 g	10 mg	330 mg

INGREDIENTS	SERVINGS 25	SERVINGS 50	SERVINGS 75	SERVINGS 100	PREPARATION STEP	
1	Sauce, Soy Bulk LS	1/2 Cup	1 Cup	1 1/2 Cup	2 Cup	WASH HANDS before beginning preparation & SANITIZE surfaces & equipment.
	Oil, Vegetable	1.0 Cup	2 1/8 Cup	3 1/4 Cup	1 1/8 Qt	
	Wine, Burgundy	3 Tbsp	1/3 Cup	1/2 Cup	3/4 Cup	
	Sauce, Worcestershire	3 Tbsp	1/3 Cup	1/2 Cup	3/4 Cup	
	Mustard, Powder	1 1/2 tsp	1 Tbsp	1 Tbsp 2 tsp	2 Tbsp	
	Salt, Iodized	1 1/8 tsp	2 1/4 tsp	1 Tbsp	1 Tbsp 2 tsp	
	Pepper, Black Ground	1/2 tsp	3/4 tsp	1 1/8 tsp	1 1/2 tsp	
	Parsley, Dried	1 Tbsp	2 Tbsp	3 Tbsp 1 tsp	1/4 Cup	
	Vinegar, Wine White	1/4 Cup	1/2 Cup	3/4 Cup	1 Cup	
	Water, Tap	1/4 Cup	1/2 Cup	3/4 Cup	1 Cup	
	Garlic, Powder	2 Tbsp	1/4 Cup	1/3 Cup	1/2 Cup	
Juice, Lemon RTS	1/2 Cup	1 Cup	1 1/2 Cup	2 Cup		

Marinade Beef (Beef Marinade)

	INGREDIENTS	SERVINGS 25	SERVINGS 50	SERVINGS 75	SERVINGS 100	PREPARATION STEP
2						Combine all Ingredients until well blended. CCP- Refrigerate at <40F/4C. Use within 3 days.
3						CCP -- Maintain <40F/4C; discard unused product.

Rice Pilaf Wild f/Rice Blend (Wild Rice Pilaf)

COOK TIME	COOK METHOD	SERVING SIZE	ALLERGENS
35 Min	Simmer	1/2 Cup	☐Contains: Peppers Bell, Carrots, Onion, AllergenSoy, AllergenMilk, Rice, Celery

NUTRIENTS PER SERVING					
CALORIES	CARBOHYDRATES	PROTEIN	TOTAL FAT	CALCIUM	SODIUM
170 kcal	33 g	4 g	2.5 g	40 mg	25 mg

INGREDIENTS	SERVINGS 25	SERVINGS 50	SERVINGS 75	SERVINGS 100	INGREDIENT PREP	PREPARATION STEP
1						WASH HANDS before beginning preparation & SANITIZE surfaces & equipment.
2	Margarine, Solids	1/4 Cup	1/2 Cup	3/4 Cup	1 Cup	In a large sauce pan, heat margarine until melted. Stir in rice blend and heat until beginning to toast.
	Rice, Wild & Long Grain Blend	2 lb 2 Oz	4 lb 4 Oz	6 lb 6 Oz	8 lb 8 Oz	
3	Onion, Yellow	4 Oz	7.5 Oz	11.5 Oz	15 Oz	Diced Add onion, celery, and carrot. Saute over medium-low heat until onion is translucent. Stir frequently to avoid burning rice.
	Celery, Fresh	4 Oz	7.5 Oz	11.5 Oz	15 Oz	
	Carrot, Fresh	4 Oz	7.5 Oz	11.5 Oz	15 Oz	
4	Water, Tap	1 1/2 Qt	2 3/4 Qt	1 Gal	1 Gal 2 Cup	Add enough water to cook rice according to package instructions. Simmer rice for 25-30 min or until rice is tender and liquid is absorbed. CCP -- Cook to *internal temp of 145F/62C held for 15 sec. Add more water if necessary to cook rice until tender.
5	Pepper, Red Fresh	4 Oz	7.5 Oz	11.5 Oz	15 Oz	Diced Stir in peppers and parsley.

Rice Pilaf Wild f/Rice Blend (Wild Rice Pilaf)

	INGREDIENTS	SERVINGS 25	SERVINGS 50	SERVINGS 75	SERVINGS 100	INGREDIENT PREP	PREPARATION STEP
	Parsley, Fresh	1.0 Cup	1 3/4 Cup	2 2/3 Cup	3 1/2 Cup	Chopped	
6							CCP - Maintain >135F/57C for only 4 hrs.
7							CCP - Cool: Product must reach 135F to 70F within 2 hrs and 70F to 40F within 4 hrs.
8							CCP - Reheat: To internal temp of 165F held 15 sec within 1 hr - one time only.

Vegetable Mix Broccoli Normandy f/Frz (Broccoli Normandy)

COOK METHOD	SERVING SIZE	ALLERGENS
Steam	1/2 Cup	☐Contains: Carrots, AllergenSoy, Broccoli, Cauliflower, AllergenMilk

NUTRIENTS PER SERVING					
CALORIES	CARBOHYDRATES	PROTEIN	TOTAL FAT	CALCIUM	SODIUM
50 kcal	7 g	3 g	2 g	40 mg	55 mg

INGREDIENTS	SERVINGS 25	SERVINGS 50	SERVINGS 75	SERVINGS 100	PREPARATION STEP
1 Vegetable Mix, Broc Normandy Frz	5 lb	10 lb	15 lb	20 lb	WASH HANDS before beginning preparation & SANITIZE surfaces & equipment.
Margarine, Solids	1/4 Cup	1/2 Cup	3/4 Cup	1 Cup	
Paprika	1 tsp	2 tsp	1 Tbsp	1 Tbsp 1 tsp	
2					Steam or boil Vegetables until tender. Add Seasoning and mix well.
3					CCP -- Maintain: Product held at >135F/57C Temperature should be taken every 2 hours during holding. *Maintaining at the proper temperature will present no food safety issue; long hot holding times can affect food quality.
4					CCP -- Cool: Product must reach 135F/57C to 70F/21C within 2 hrs and 70F/21C to 40F/4C within 4 hrs.
5					CCP -- Reheat: To internal temperature of 165F/74C held for at least 15 seconds.

Orange Pineapple & Banana (Oranges, Pineapples & Bananas)

COOK METHOD	SERVING SIZE	ALLERGENS
Chill	1/2 Cup	☐Contains: Pineapple, Citrus, Bananas, Orange

NUTRIENTS PER SERVING					
CALORIES	CARBOHYDRATES	PROTEIN	TOTAL FAT	CALCIUM	SODIUM
70 kcal	19 g	1 g	0 g	20 mg	5 mg

INGREDIENTS	SERVINGS 25	SERVINGS 50	SERVINGS 75	SERVINGS 100	INGREDIENT PREP	PREPARATION STEP
1 Orange, Mandarin JcPk	0.42 no. 10 can	0.83 no. 10 can	1.25 no. 10 can	1.67 no. 10 can		WASH HANDS before beginning preparation. SANITIZE surfaces & equipment. Pour undrained Mandarin Oranges into undrained Pineapple. Mix gently. Fold in sliced Bananas. Portion with slotted spoon. Chill <40F.
1 Pineapple, Chunks JcPk	1 1/4 Qt	2 1/2 Qt	3 3/4 Qt	1 Gal 2 Cup		
Banana Whole Fresh	2 lb 1 Oz	4 lb 3 Oz	6 lb 4 Oz	8 lb 5 Oz	Sliced	
2						CCP -- Keep chilled at 40F.



Banana Whole Fresh (Banana)

SERVING SIZE	ALLERGENS
1 each	<input type="checkbox"/> Contains: Bananas

NUTRIENTS PER SERVING					
CALORIES	CARBOHYDRATES	PROTEIN	TOTAL FAT	CALCIUM	SODIUM
100 kcal	26 g	2 g	0 g	10 mg	5 mg

INGREDIENTS	SERVINGS 25	SERVINGS 50	SERVINGS 75	SERVINGS 100	PREPARATION STEP
1					WASH HANDS before beginning preparation & SANITIZE surfaces & equipment.
2					Portion according to serving size.
3					Discard unused product.

Banana Whole Fresh (Banana)




Milk 1% 8 flz PC (1% Milk)

SERVING SIZE	ALLERGENS
8 fl. oz	<input type="checkbox"/> Contains: AllergenMilk

NUTRIENTS PER SERVING					
CALORIES	CARBOHYDRATES	PROTEIN	TOTAL FAT	CALCIUM	SODIUM
100 kcal	13 g	9 g	2.5 g	350 mg	110 mg

INGREDIENTS	SERVINGS 25	SERVINGS 50	SERVINGS 75	SERVINGS 100	PREPARATION STEP
1					WASH HANDS before beginning preparation & SANITIZE surfaces & equipment.
2					Portion according to serving size.
3					CCP -- Maintain <40F/4C.
4					Discard unused product.



Soup Ham & Bean Hmd f/Cnd Beans (Ham & Bean Soup)

COOK TEMP	COOK METHOD	SERVING SIZE	ALLERGENS
0.0 °F	Simmer	6 fl. oz	☐ Contains: Celery, Pork & Products, Beans/Legumes, Onion

NUTRIENTS PER SERVING					
CALORIES	CARBOHYDRATES	PROTEIN	TOTAL FAT	CALCIUM	SODIUM
160 kcal	17 g	15 g	4 g	50 mg	850 mg

INGREDIENTS	SERVINGS 25	SERVINGS 50	SERVINGS 75	SERVINGS 100	INGREDIENT PREP	PREPARATION STEP	
1						WASH HANDS before beginning preparation & SANITIZE surfaces & equipment.	
2	Beans, Navy Cnd	0.63 no. 10 can	1.25 no. 10 can	1.88 no. 10 can	2.5 no. 10 can	Preprep: Dice Onions and Celery. Cube Ham in small pieces. Combine all ingredients and simmer 50-80 min to *internal temp >165F for 15 sec.	
	Water, Tap	2 1/2 Qt	1 Gal 2 Cup	1 Gal 5 Cup	2 Gal 3 Cup		
3	Ham, Buffet Flat Bnls	2 lb 8 Oz	5 lb	7 lb 8 Oz	10 lb	Cubed	Cube cooked Ham. Add to above.
4	Onion, Yellow	1/4 Cup	1/2 Cup	3/4 Cup	1 Cup	Diced	Add remaining ingredients to above and simmer for 1-1 1/2 hrs or until Beans are tender.
	Celery, Fresh	1/2 Cup	1 Cup	1 1/2 Cup	2 Cup	Chopped	
	Pepper, Black Ground	1 1/2 tsp	1 Tbsp	1 Tbsp 2 tsp	2 Tbsp		

Soup Ham & Bean Hmd f/Cnd Beans (Ham & Bean Soup)

	INGREDIENTS	SERVINGS 25	SERVINGS 50	SERVINGS 75	SERVINGS 100	INGREDIENT PREP	PREPARATION STEP
5							CCP -- Maintain: Product held at >135F/57C Temperature should be taken every 2 hours during holding. *Maintaining at the proper temperature will present no food safety issue; long hot holding times can affect food quality.
6							CCP -- Cool: Product must reach 135F/57C to 70F/21C within 2 hrs and 70F/21C to 40F/4C within 4 hrs.
7							CCP -- Reheat: To internal temperature of 165F/74C held for at least 15 seconds.

Greens Collard f/Frz (Collard Greens)

COOK METHOD	SERVING SIZE	ALLERGENS
Boil	1/2 Cup	☐Contains: AllergenSoy, Celery, Garlic, Onion, Tomato, AllergenMilk, Carrots, Corn

NUTRIENTS PER SERVING					
CALORIES	CARBOHYDRATES	PROTEIN	TOTAL FAT	CALCIUM	SODIUM
50 kcal	7 g	3 g	3 g	225 mg	75 mg

INGREDIENTS	SERVINGS 25	SERVINGS 50	SERVINGS 75	SERVINGS 100	PREPARATION STEP
1 Water, Tap	3 1/4 Qt	1 Gal 4 Cup	2 Gal 3 Cup	3 Gal 2 Cup	WASH HANDS before beginning preparation & SANITIZE surfaces & equipment. Bring Water to a boil in a large pot.
Greens, Collard Chopped Frz	5 lb 7 Oz	10 lb 13 Oz	16 lb 4 Oz	21 lb 11 Oz	
Sugar, Granulated Bulk	1 1/4 tsp	2 3/4 tsp	1 Tbsp 1 tsp	1 Tbsp 2 tsp	
2 Pepper, Black Ground	1/4 tsp	1/2 tsp	3/4 tsp	3/4 tsp	
Base, Vegetable Paste LS G-F	1 tsp	2 tsp	1 Tbsp	1 Tbsp 1 tsp	
Margarine, Solids	2.5 Oz	5.5 Oz	8 Oz	10.5 Oz	

Greens Collard f/Frz (Collard Greens)

	INGREDIENTS	SERVINGS 25	SERVINGS 50	SERVINGS 75	SERVINGS 100	PREPARATION STEP
3						Add Collard Greens, Sugar, Pepper, Base and Margarine. Simmer uncovered for 50-60 min or until Greens are very tender. Drain remaining liquid. CCP -- Maintain >140F for only 4 hrs.
4						CCP -- Maintain: Product held at >135F/57C Temperature should be taken every 2 hours during holding. *Maintaining at the proper temperature will present no food safety issue; long hot holding times can affect food quality.
5						CCP -- Cool: Product must reach 135F/57C to 70F/21C within 2 hrs and 70F/21C to 40F/4C within 4 hrs.
6						CCP -- Reheat: To internal temperature of 165F/74C held for at least 15 seconds.

Crisp Pineapple Hmd (Pineapple Crisp)

COOK TEMP	COOK METHOD	SERVING SIZE	ALLERGENS
350.0 °F	Bake	1/2 Cup	☐Contains: AllergenWheat, AllergenSoy, Lemon, AllergenMilk, Pineapple, Citrus, Cinnamon

NUTRIENTS PER SERVING					
CALORIES	CARBOHYDRATES	PROTEIN	TOTAL FAT	CALCIUM	SODIUM
240 kcal	44 g	2 g	8 g	40 mg	65 mg

INGREDIENTS	SERVINGS 25	SERVINGS 50	SERVINGS 75	SERVINGS 100	PREPARATION STEP
1					WASH HANDS before beginning preparation & SANITIZE surfaces & equipment.
Pineapple, Crushed JcPk	2 1/2 Qt	1 Gal 2 Cup	1 Gal 6 Cup	2 Gal 3 Cup	Mix Cinnamon, Sugar and Lemon Juice with Fruit. Arrange in greased baking pan(s). 8 lb per pan.
2 Cinnamon, Ground	1.0 tsp	2.0 tsp	3.0 tsp	1 Tbsp 1 tsp	
Sugar, Granulated Bulk	2/3 Cup	1 1/3 Cup	2.0 Cup	2 2/3 Cup	
Juice, Lemon RTS	2 Tbsp	1/4 Cup	1/3 Cup	1/2 Cup	
3 Margarine, Solids	8 Oz	0 lb 16 Oz	1 lb 7 Oz	1 lb 15 Oz	Cut cold Margarine into Flour until small crumbs develop. Combine remaining ingredients and stir mixture until crumbly.
Flour, All Purpose	1 1/8 Cup	2 1/3 Cup	3 1/2 Cup	1 1/8 Qt	

Crisp Pineapple Hmd (Pineapple Crisp)

	INGREDIENTS	SERVINGS 25	SERVINGS 50	SERVINGS 75	SERVINGS 100	PREPARATION STEP
	Cereal, Oatmeal Quick	1 1/2 Cup	3 1/8 Cup	1 1/8 Qt	1 1/2 Qt	
	Sugar, Brown Light	1 1/2 Cup	3 1/8 Cup	1 1/8 Qt	1 1/2 Qt	
4						Spread evenly over Fruit. 2 lb 4 oz per pan.
5						Cook Time: 45-50 min.
6						CCP -- Maintain: Product held at >135F/57C Temperature should be taken every 2 hours during holding. *Maintaining at the proper temperature will present no food safety issue; long hot holding times can affect food quality.
7						CCP -- Reheat: To internal temperature of 165F/74C held for at least 15 seconds.
8						CCP -- Cool: Product must reach 135F/57C to 70F/21C within 2 hrs and 70F/21C to 40F/4C within 4 hrs.
9						NOTES: Fruit Crisp may be served warm or cold. If served cold maintain <40F. If served hot, maintain >140F.

Cornbread f/Mix (Cornbread)

COOK TIME	COOK TEMP	COOK METHOD	SERVING SIZE	ALLERGENS
16 Min	425.0 °F	Bake	1 (2x3)	☐Contains: AllergenWheat, Corn, AllergenSoy, AllergenEggs

NUTRIENTS PER SERVING					
CALORIES	CARBOHYDRATES	PROTEIN	TOTAL FAT	CALCIUM	SODIUM
120 kcal	20 g	3 g	4 g	20 mg	240 mg

INGREDIENTS	SERVINGS 25	SERVINGS 50	SERVINGS 75	SERVINGS 100	INGREDIENT PREP	PREPARATION STEP
1						WASH HANDS before beginning preparation & SANITIZE surfaces & equipment.
2	Egg, Liquid Frz 1/2 Cup	1.0 Cup	1 1/3 Cup	1 3/4 Cup	Thawed	Prepare product as per package instructions.
	Water, Tap 2 1/4 Cup	1 1/8 Qt	1 3/4 Qt	2 1/4 Qt		
	Baking Mix, Corn Muffin 1 lb 9 Oz	3 lb 2 Oz	4 lb 11 Oz	6 lb 4 Oz		
3						Mix just until smooth. Spread batter into well-greased baking sheet(s). Bake as directed or until golden brown, approximately 12-18 minutes. Cut into 2x3" squares.
4						CCP -- Maintain: Product held at >135F/57C Temperature should be taken every 2 hours during holding. *Maintaining at the proper temperature will present no food safety issue; long hot holding times can affect food quality.
5						Discard unused product.

Milk 1% 8 flz PC (1% Milk)

SERVING SIZE	ALLERGENS
8 fl. oz	<input type="checkbox"/> Contains: AllergenMilk

NUTRIENTS PER SERVING					
CALORIES	CARBOHYDRATES	PROTEIN	TOTAL FAT	CALCIUM	SODIUM
100 kcal	13 g	9 g	2.5 g	350 mg	110 mg

INGREDIENTS	SERVINGS 25	SERVINGS 50	SERVINGS 75	SERVINGS 100	PREPARATION STEP
1					WASH HANDS before beginning preparation & SANITIZE surfaces & equipment.
2					Portion according to serving size.
3					CCP -- Maintain <40F/4C.
4					Discard unused product.

Meatloaf No Sauce (Meatloaf)

COOK TIME	COOK TEMP	COOK-END TEMP	COOK METHOD	SERVING SIZE	ALLERGENS
90 Min	325.0 °F	160 °F	Bake	3 Oz	☐Contains: Beef, Garlic, AllergenEggs, AllergenWheat, AllergenMilk, Onion

NUTRIENTS PER SERVING					
CALORIES	CARBOHYDRATES	PROTEIN	TOTAL FAT	CALCIUM	SODIUM
240 kcal	5 g	16 g	17 g	75 mg	160 mg

INGREDIENTS	SERVINGS 25	SERVINGS 50	SERVINGS 75	SERVINGS 100	INGREDIENT PREP	PREPARATION STEP
1						WASH HANDS before beginning preparation & SANITIZE surfaces & equipment.
Onion, Yellow	1/4 Cup	1/2 Cup	3/4 Cup	1 Cup	Chopped Fine	Combine ingredients and mix on low speed until blended. Do not over mix.
Bread White	6 slice	12 slice	18 slice	24 slice	Day-Old Cubes	
Beef, Ground 80-85/20-15 Raw	6 lb	12 lb	18 lb	24 lb		
2 Egg, Liquid Frz	1 Cup	2 Cup	3 Cup	1 Qt		
Milk, 2% Bulk	2 Cup	1 Qt	1 1/2 Qt	2 Qt		
Salt, Iodized	1/2 tsp	1 tsp	1 1/2 tsp	2 tsp		
Pepper, Black Ground	1 tsp	2 tsp	1 Tbsp	1 Tbsp 1 tsp		
Garlic, Powder	1 tsp	2 tsp	1 Tbsp	1 Tbsp 1 tsp		

Meatloaf No Sauce (Meatloaf)

INGREDIENTS	SERVINGS 25	SERVINGS 50	SERVINGS 75	SERVINGS 100	INGREDIENT PREP	PREPARATION STEP
Paprika	1 tsp	2 tsp	1 Tbsp	1 Tbsp 1 tsp		
Parsley, Dried	1/2 tsp	1 tsp	1 1/2 tsp	2 tsp		
3						Press mixture into loaf pans, or form loaves on 18x26" baking sheet 22" long and 4" wide. Chill until ready to cook.
4						For Ground Meat (Beef, Pork, Veal, Lamb) and Meat Mixtures: Cook to internal temp of 160F/71C held for 3 minutes.
5						Drain fat. Let stand a few minutes before slicing. Portion into 3 oz pieces.
6						CCP -- Maintain: Product held at >135F/57C Temperature should be taken every 2 hours during holding. *Maintaining at the proper temperature will present no food safety issue; long hot holding times can affect food quality.
7						CCP -- Cool: Product must reach 135F/57C to 70F/21C within 2 hrs and 70F/21C to 40F/4C within 4 hrs.
8						CCP -- Reheat: To internal temperature of 165F/74C held for at least 15 seconds.
9						Note: 2 cups frozen egg product = 10 shell eggs.

Potato Mashed f/Inst Granules (Mashed Potatoes)

COOK METHOD	SERVING SIZE	ALLERGENS
Make	1/2 Cup	☐Contains: Potatoes, AllergenMilk, AllergenSoy

NUTRIENTS PER SERVING					
CALORIES	CARBOHYDRATES	PROTEIN	TOTAL FAT	CALCIUM	SODIUM
110 kcal	24 g	3 g	1.5 g	20 mg	125 mg

INGREDIENTS	SERVINGS 25	SERVINGS 50	SERVINGS 75	SERVINGS 100	INGREDIENT PREP	PREPARATION STEP
1 Water, Tap	1 3/4 Qt	3 1/2 Qt	1 Gal 2 Cup	1 Gal 5 Cup	Boiled	WASH HANDS before beginning preparation. SANITIZE surfaces & equipment. Heat Water to boil.
2 Potato, Mashed Granules Milk Free	1 lb 8 Oz	3 lb	4 lb 8 Oz	6 lb		Add Potato Flakes. Stir constantly using wire whip.
3 Margarine, Solids	1.5 Oz	2.5 Oz	4 Oz	5 Oz		Add Seasonings.
Salt, Iodized	1 tsp	2 tsp	1 Tbsp	1 Tbsp 1 tsp		
4						CCP -- Maintain >140F for only 4 hrs.
5						.CCP -- Cool: Product must reach 140F to 70F within 2 hrs and 70F to 40F within 4 hrs.
6						CCP -- Reheat: To internal temp of 165F held 15 sec within 1 hr - one time only.

Brussels Sprouts w/Bacon f/Frz (Brussels Sprouts with Bacon)

COOK METHOD	SERVING SIZE	ALLERGENS
Steam	1/2 Cup	☐Contains: Pork & Products

NUTRIENTS PER SERVING					
CALORIES	CARBOHYDRATES	PROTEIN	TOTAL FAT	CALCIUM	SODIUM
50 kcal	8 g	4 g	1.5 g	30 mg	45 mg

INGREDIENTS	SERVINGS 25	SERVINGS 50	SERVINGS 75	SERVINGS 100	PREPARATION STEP	
1					WASH HANDS before beginning preparation & SANITIZE surfaces & equipment.	
2	Brussels Sprouts, Frz	5 lb	10 lb	15 lb	20 lb	Dice bacon. Add to skillet and cook until bacon is browned.
	Paprika	1 tsp	2 tsp	1 Tbsp	1 Tbsp 1 tsp	
	Bacon, Pork 18-26 ct	8 Oz	1 lb	1 lb 8 Oz	2 lb	
3					Steam or boil Brussels sprouts until tender; drain. Combine bacon and bacon fat, seasoning and vegetables, toss lightly to distribute.	
4					CCP -- Maintain: Product held at >135F/57C Temperature should be taken every 2 hours during holding. *Maintaining at the proper temperature will present no food safety issue; long hot holding times can affect food quality.	
5					CCP -- Cool: Product must reach 135F/57C to 70F/21C within 2 hrs and 70F/21C to 40F/4C within 4 hrs.	
6					CCP -- Reheat: To internal temperature of 165F/74C held for at least 15 seconds.	

Fruit Fresh Fall/Winter (Seasonal Fresh Fruit)

COOK METHOD	SERVING SIZE	ALLERGENS
Mix & Chill	1 Cup	☐ Contains: Apples, Orange, Allergen Sulphites, Bananas, Citrus

NUTRIENTS PER SERVING					
CALORIES	CARBOHYDRATES	PROTEIN	TOTAL FAT	CALCIUM	SODIUM
30 kcal	9 g	0 g	0 g	20 mg	0 mg

INGREDIENTS	SERVINGS 25	SERVINGS 50	SERVINGS 75	SERVINGS 100	INGREDIENT PREP	PREPARATION STEP
1						WASH HANDS before beginning preparation & SANITIZE surfaces & equipment. WASH ALL PRODUCE under cool, running water. Drain well.
2	Banana Whole Fresh	5 each	10 each	15 each	20 each	Fruit may vary from foods listed. Ask Manager which Fruit to use. The fresh Fruit includes Banana, Apple & Orange. Place prepared Fruit in serving dish.
	Orange Fresh Whole	5 whole	10 whole	15 whole	20 whole	
	Apple Whole Fresh	5 whole	10 whole	15 whole	20 whole	Sliced
3						Chill <40F/4C.



Banana Whole Fresh (Banana)

SERVING SIZE	ALLERGENS
1 each	<input type="checkbox"/> Contains: Bananas

NUTRIENTS PER SERVING					
CALORIES	CARBOHYDRATES	PROTEIN	TOTAL FAT	CALCIUM	SODIUM
100 kcal	26 g	2 g	0 g	10 mg	5 mg

INGREDIENTS	SERVINGS 25	SERVINGS 50	SERVINGS 75	SERVINGS 100	PREPARATION STEP
1					WASH HANDS before beginning preparation & SANITIZE surfaces & equipment.
2					Portion according to serving size.
3					Discard unused product.

Banana Whole Fresh (Banana)



Health & Human Services



--

--

Gravy Brown f/Mix (Brown Gravy)

COOK METHOD	SERVING SIZE	ALLERGENS
Boil	2 fl. oz	☐Contains: AllergenWheat, AllergenSoy, AllergenMilk

NUTRIENTS PER SERVING					
CALORIES	CARBOHYDRATES	PROTEIN	TOTAL FAT	CALCIUM	SODIUM
20 kcal	4 g	1 g	0.5 g	10 mg	300 mg

INGREDIENTS	SERVINGS 25	SERVINGS 50	SERVINGS 75	SERVINGS 100	PREPARATION STEP	
1					WASH HANDS before beginning preparation & SANITIZE surfaces & equipment.	
2	Gravy Mix, Brown Dry	5.5 Oz	11 Oz	1 lb 0 Oz	1 lb 6 Oz	Follow package directions for preparation. Heat until product reaches 165F/74C held for 15 sec.
	Water, Tap	1 1/2 Qt	3 1/8 Qt	1 Gal 1 Cup	1 Gal 4 Cup	
3					CCP -- Maintain: Product held at >135F/57C Temperature should be taken every 2 hours during holding. *Maintaining at the proper temperature will present no food safety issue; long hot holding times can affect food quality.	
4					CCP -- Cool: Product must reach 135F/57C to 70F/21C within 2 hrs and 70F/21C to 40F/4C within 4 hrs.	
5					CCP -- Reheat: To internal temperature of 165F/74C held for at least 15 seconds.	

Milk 1% 8 flz PC (1% Milk)

SERVING SIZE	ALLERGENS
8 fl. oz	<input type="checkbox"/> Contains: AllergenMilk

NUTRIENTS PER SERVING					
CALORIES	CARBOHYDRATES	PROTEIN	TOTAL FAT	CALCIUM	SODIUM
100 kcal	13 g	9 g	2.5 g	350 mg	110 mg

INGREDIENTS	SERVINGS 25	SERVINGS 50	SERVINGS 75	SERVINGS 100	PREPARATION STEP
1					WASH HANDS before beginning preparation & SANITIZE surfaces & equipment.
2					Portion according to serving size.
3					CCP -- Maintain <40F/4C.
4					Discard unused product.

MONDAY		TUESDAY		WEDNESDAY		THURSDAY		FRIDAY	
PROVIDER CHOICE				PROVIDER CHOICE		LUNCH			
Spinach/Chicken Salad	1 each	BBQ Beef	2 Oz	Grilled Bratwurst	1 each	BBQ Pork Ribs	3 Oz	Grilled Salmon Ckd	4 Oz
Seasonal Fresh Fruit	1 Cup	Glazed Sweet Potatoes	1/2 Cup	French Fries	4 Oz	Rosemary Potatoes	1/2 Cup	Seasoned Roasted Baby Potatoes	1/2 Cup
Whole Wheat Bread	2 slices	Seasoned Green Peas	1/2 Cup	Balsamic Brussels		Broccoli Slaw	1/2 Cup	Artichoke Salad	1/2 Cup
1.5 oz FF Italian Dressing	1 each	Hot Spiced Apples	1/2 Cup	Sprouts	1/2 Cup	Fresh Cantaloupe	1 Cup	Banana	1 each
Margarine Cup	1 each	WW Hamburger Bun	1 each	Seasonal Fresh Fruit	1 Cup	Whole Wheat Bread	2 slices	Whole Wheat Bread	2 slices
1% Milk	8 fl. oz	Margarine Cup	1 each	WW Hot Dog Bun	1 each	Margarine Cup	1 each	Margarine Cup	1 each
		1% Milk	8 fl. oz	Margarine Cup	1 each	1% Milk	8 fl. oz	1% Milk	8 fl. oz
				Mustard Pack	1 each				
				1% Milk	8 fl. oz				

***Meals labeled as "Provider Choice" are intended to be served on a one time per month basis. Only one labeled meal may be used per month as they vary from the standard nutritional requirements.**

***Meals >=1400mg Sodium are considered "Provider Choice"**

MONDAY	TUESDAY	WEDNESDAY	THURSDAY	FRIDAY
--------	---------	-----------	----------	--------

LUNCH

Broccoli Cheese Soup 6 fl. oz Coleslaw 1/2 Cup Cottage Cheese & Fruit 1 each Banana Bran Muffin 1 each LS Crackers 2 pkg Margarine Cup 1 each Choice of Dressing 1 each 1% Milk 8 fl. oz	Artichoke Salad 1/2 Cup Swedish Meatballs 3 each Brown Rice Pilaf 1 #8 sc. Riviera Blend Vegetables 1/2 Cup Scalloped Apples 1/2 Cup Whole Wheat Bread 1 slices Margarine Cup 1 each 1% Milk 8 fl. oz	Liver & Onions 3 Oz Mashed Potatoes 1/2 Cup Steamed Buttered Greens 1/2 Cup Banana 1 each Whole Wheat Bread 2 slices Margarine Cup 1 each 1% Milk 8 fl. oz	Chicken Salad Stuffed Tomato 12 Oz Fresh Berries w/Whip Topping 1 Cup Whole Grain Banana Bread 1 each Margarine Cup 1 each 1% Milk 8 fl. oz	Meatloaf 3 Oz Mashed Potatoes 1/2 Cup Sauteed Greens & Garlic 1/2 Cup Kiwi & Strawberries 1/2 Cup Whole Wheat Bread 2 slices Margarine Cup 1 each Brown Gravy 2 fl. oz 1% Milk 8 fl. oz
---	--	---	---	--

RECIPE TABLE OF CONTENTS

Spinach Salad w/Chicken (Spinach/Chicken Salad)	5
Dressing Asian Style (Asian Style Dressing)	7
Juice Pineapple f/Frz Conc 6 flz (Pineapple Juice)	8
Fruit Fresh Spring/Summer (Seasonal Fresh Fruit)	9
Banana Whole Fresh (Banana)	10
Grapes Fresh (Fresh Grapes)	12
Strawberries f/Fresh (Fresh Strawberries)	13
Apple Slices f/Fresh (Chilled Apple Slices)	14
Dressing Italian Fat Free PC (FF Italian Dressing)	15
Milk 1% 8 flz PC (1% Milk)	16
Potato Sweet Glazed Orange f/Fresh (Glazed Sweet Potatoes)	17
Juice Orange f/BIB 6 flz (Orange Juice)	19
Peas Green w/Paprika f/Frz (Seasoned Green Peas)	20
Apple Slices Hot Cinnamon f/Frz (Hot Spiced Apples)	21
Milk 1% 8 flz PC (1% Milk)	22
Bratwurst Grilled (Grilled Bratwurst)	23
Potato Fries French f/Prepared (French Fries)	24

Brussels Sprouts Balsamic f/Frz (Balsamic Brussels Sprouts)	25
Fruit Fresh Spring/Summer (Seasonal Fresh Fruit)	27
Banana Whole Fresh (Banana)	28
Grapes Fresh (Fresh Grapes)	30
Strawberries f/Fresh (Fresh Strawberries)	31
Apple Slices f/Fresh (Chilled Apple Slices)	32
Bun Hot Dog Whole Wheat (WW Hot Dog Bun)	33
Milk 1% 8 flz PC (1% Milk)	34
BBO Pork Ribs (BBO Pork Ribs)	35
Potato Wedges Rosemary f/Fresh (Rosemary Potatoes)	36
Broccoli Slaw f/Broc Slaw Mix (Broccoli Slaw)	38
Melon Cantaloupe Cubes f/Fresh (Fresh Cantaloupe)	40
Milk 1% 8 flz PC (1% Milk)	41
Potato Baby Roasted Seasoned RTC (Seasoned Roasted Baby Potatoes)	42
Artichoke Salad w/Vinaigrette (Artichoke Salad)	44
Sauce Vinaigrette (Vinaigrette)	45
Banana Whole Fresh (Banana)	47
Milk 1% 8 flz PC (1% Milk)	49
Soup Broccoli Cheese Hmd (Broccoli Cheese Soup)	50

Coleslaw f/Shredded Mix & Dressing (Coleslaw)	52
Cottage Cheese w/Fruit (Cottage Cheese & Fruit)	53
Muffin Banana Bran f/Bran Mix (Banana Bran Muffin)	54
Banana Whole Fresh (Banana)	55
Dressing Italian LoCal PC (LoCal Italian Dressing)	57
Milk 1% 8 flz PC (1% Milk)	58
Artichoke Salad w/Vinaigrette (Artichoke Salad)	59
Sauce Vinaigrette (Vinaigrette)	60
Meatballs Swedish w/Sauce (Swedish Meatballs)	62
Rice Brown Pilaf (Brown Rice Pilaf)	64
Vegetable Mix Riviera f/Frz (Riviera Blend Vegetables)	66
Apple Scalloped Hmd f/Frz (Scalloped Apples)	67
Milk 1% 8 flz PC (1% Milk)	69
Liver & Onions (Liver & Onions)	70
Potato Mashed f/Inst Granules (Mashed Potatoes)	72
Greens Mixed/Veg Base f/Frz (Steamed Buttered Greens)	73
Banana Whole Fresh (Banana)	74
Milk 1% 8 flz PC (1% Milk)	76
Berries Mixed Fresh w/Whip Topping (Fresh Berries w/Whip Topping)	77

Chicken Salad Stuffed Tomato (Chicken Salad Stuffed Tomato)	78
Chicken Salad w/Egg & Celery (Chicken Salad)	79
Bread Banana Whole Grain PC (Whole Grain Banana Bread)	80
Milk 1% 8 flz PC (1% Milk)	81
Meatloaf No Sauce (Meatloaf)	82
Potato Mashed f/Inst Granules (Mashed Potatoes)	84
Spinach & Kale Saute f/Fresh (Sauteed Greens & Garlic)	85
Kiwi & Strawberries f/Fresh (Kiwi & Strawberries)	87
Gravy Brown f/Mix (Brown Gravy)	88
Milk 1% 8 flz PC (1% Milk)	89



Spinach Salad w/Chicken (Spinach/Chicken Salad)

COOK TIME	COOK TEMP	COOK METHOD	SERVING SIZE	ALLERGENS
15 Min	375.0 °F	Bake	1 each	☐Contains: Chicken, AllergenWheat, Pineapple, AllergenSoy, Peppers Bell, Onion, Orange, Mushroom, AllergenSesame, Spinach, Citrus

NUTRIENTS PER SERVING					
CALORIES	CARBOHYDRATES	PROTEIN	TOTAL FAT	CALCIUM	SODIUM
500 kcal	28 g	25 g	34 g	100 mg	910 mg

INGREDIENTS	SERVINGS 25	SERVINGS 50	SERVINGS 75	SERVINGS 100	INGREDIENT PREP	PREPARATION STEP
1 Sauce, Soy Bulk LS Juice Pineapple f/Frz Conc 6 flz Chicken, Breast Bnls Sknls	1 1/3 Cup	2 2/3 Cup	1.0 Qt	1 1/4 Qt		WASH HANDS before beginning preparation. SANITIZE surfaces & equipment. Combine Soy Sauce and Pineapple Juice. Pour over Chicken Breasts. Refrigerate <40F overnight. Drain and discard excess Marinade. CCP-Maintain <40F.
	3 2/3 Cup	1 3/4 Qt	2 3/4 Qt	3 1/2 Qt		
	6 lb 8 Oz	13 lb	19 lb 8 Oz	26 lb		
2 Dressing Asian Style	1 1/4 Qt	2 3/4 Qt	1 Gal	1 Gal 2 Cup		Bake Chicken at 375F for 15 min until *internal temp >165F held for 15 sec. Cool to <40F and cut into 1inch pieces. CCP-Maintain <40F. Prepare Asian Style Dressing per separate recipe.
3 Spinach, Fresh Pepper, Red Fresh Mushrooms, Fresh Onion, Red/Burmuda	2 lb 11 Oz	5 lb 6 Oz	8 lb 1 Oz	10 lb 12 Oz	Chopped	Wash and trim Vegetables. Chop Spinach. Slice Peppers, Mushrooms and Onions. Peel and slice Oranges.
	1 lb 2 Oz	2 lb 4 Oz	3 lb 6 Oz	4 lb 7 Oz	Sliced	
	6.5 Oz	13 Oz	1 lb 3 Oz	1 lb 10 Oz	Sliced	
	4 Oz	8.5 Oz	12.5 Oz	1 lb 1 Oz	Sliced	

Spinach Salad w/Chicken (Spinach/Chicken Salad)

	INGREDIENTS	SERVINGS 25	SERVINGS 50	SERVINGS 75	SERVINGS 100	INGREDIENT PREP	PREPARATION STEP
	Orange Fresh Whole	4 lb 15 Oz	9 lb 13 Oz	14 lb 12 Oz	19 lb 10 Oz		
	Lettuce, Green Leaf	10.5 Oz	1 lb 5 Oz	2 lb 0 Oz	2 lb 11 Oz		
4							To Assemble: Top 1 Lettuce Leaf with 2z Spinach, 3z Chicken, 2 Orange slices, 3/4z Red Peppers, 1/3z Mushrooms and 3 Onion slices.
5							CCP - Maintain <40F.

Dressing Asian Style (Asian Style Dressing)

SERVING SIZE	ALLERGENS
2 Tbsp	☐ Contains: AllergenWheat, AllergenSoy, AllergenSesame

NUTRIENTS PER SERVING					
CALORIES	CARBOHYDRATES	PROTEIN	TOTAL FAT	CALCIUM	SODIUM
190 kcal	7 g	1 g	18 g	0 mg	200 mg

INGREDIENTS	SERVINGS 25	SERVINGS 50	SERVINGS 75	SERVINGS 100	PREPARATION STEP
1					WASH HANDS before beginning preparation & SANITIZE surfaces & equipment.
Oil, Olive	2 1/8 Cup	1.0 Qt	1 1/2 Qt	2 1/8 Qt	Combine all Ingredients. Mix thoroughly.
Sauce, Soy Bulk LS	1/2 Cup	1.0 Cup	1 1/2 Cup	2 1/8 Cup	
2 Honey, Bulk	1/2 Cup	1.0 Cup	1 1/2 Cup	2 1/8 Cup	
Ginger, Ground	1 Tbsp 1 tsp	2 Tbsp 2 tsp	1/4 Cup	1/3 Cup	
Oil, Sesame	2 1/8 tsp	1 Tbsp 1 tsp	2 Tbsp	2 Tbsp 2 tsp	
3					CCP -- Maintain <40F/4C; discard unused product.

Juice Pineapple f/Frz Conc 6 flz (Pineapple Juice)

COOK METHOD	SERVING SIZE	ALLERGENS
Make	6 fl. oz	<input type="checkbox"/> Contains: Pineapple

NUTRIENTS PER SERVING					
CALORIES	CARBOHYDRATES	PROTEIN	TOTAL FAT	CALCIUM	SODIUM
80 kcal	20 g	1 g	0 g	30 mg	10 mg


INGREDIENTS	SERVINGS 25	SERVINGS 50	SERVINGS 75	SERVINGS 100	PREPARATION STEP
1					WASH HANDS before beginning preparation & SANITIZE surfaces & equipment.
2	Juice, Pineapple Conc Frz	30.63 fl. oz	61.25 fl. oz	91.88 fl. oz	Dilute in cool water; stirring well. Refrigerate <40F/4C.
	Water, Tap	3 3/4 Qt	1 Gal 5 Cup	2 Gal 5 Cup	
3					CCP -- Keep chilled at 40F/4C.

Fruit Fresh Spring/Summer (Seasonal Fresh Fruit)

COOK TEMP	COOK METHOD	SERVING SIZE	ALLERGENS
0.0 °F	Chill	1 Cup	☐Contains: Orange, AllergenSulphites, Strawberry, Bananas, Citrus, Apples

NUTRIENTS PER SERVING					
CALORIES	CARBOHYDRATES	PROTEIN	TOTAL FAT	CALCIUM	SODIUM
80 kcal	22 g	2 g	0 g	30 mg	5 mg

INGREDIENTS	SERVINGS 25	SERVINGS 50	SERVINGS 75	SERVINGS 100	PREPARATION STEP
1 Banana Whole Fresh Orange Fresh Whole Grapes Fresh Strawberries f/Fresh Apple Slices f/Fresh	5 each	10 each	15 each	20 each	WASH HANDS before beginning preparation. SANITIZE surfaces & equipment. Fruit may vary from foods listed. Ask Manager which Fruit to use. These Fresh fruits include Bananas, Apple Slices, Oranges, Strawberries, & Grapes.
	5 whole	10 whole	15 whole	20 whole	
	1 1/4 Qt	2 1/2 Qt	3 3/4 Qt	1 Gal 2 Cup	
	1 1/4 Qt	2 1/2 Qt	3 3/4 Qt	1 Gal 2 Cup	
	1 1/4 Qt	2 1/2 Qt	3 3/4 Qt	1 Gal 2 Cup	
2					Wash & prepare as appropriate for the Fruit. Place prepared Fruit in serving dish. Chill <40F.



Banana Whole Fresh (Banana)

SERVING SIZE	ALLERGENS
1 each	<input type="checkbox"/> Contains: Bananas

NUTRIENTS PER SERVING					
CALORIES	CARBOHYDRATES	PROTEIN	TOTAL FAT	CALCIUM	SODIUM
100 kcal	26 g	2 g	0 g	10 mg	5 mg

INGREDIENTS	SERVINGS 25	SERVINGS 50	SERVINGS 75	SERVINGS 100	PREPARATION STEP
1					WASH HANDS before beginning preparation & SANITIZE surfaces & equipment.
2					Portion according to serving size.
3					Discard unused product.



Banana Whole Fresh (Banana)

Grapes Fresh (Fresh Grapes)

SERVING SIZE	ALLERGENS
1/2 Cup	<input type="checkbox"/> Contains: Allergen Sulphites

NUTRIENTS PER SERVING					
CALORIES	CARBOHYDRATES	PROTEIN	TOTAL FAT	CALCIUM	SODIUM
80 kcal	21 g	1 g	0 g	20 mg	5 mg

INGREDIENTS	SERVINGS 25	SERVINGS 50	SERVINGS 75	SERVINGS 100	PREPARATION STEP
1					WASH HANDS before beginning preparation & SANITIZE surfaces & equipment.
2 Grapes, Green Seedless	6 lb 4 Oz	12 lb 8 Oz	18 lb 12 Oz	25 lb	Remove stems, portion into 4 oz servings
3					CCP -- Maintain <40F/4C; discard unused product.

Strawberries f/Fresh (Fresh Strawberries)

COOK METHOD	SERVING SIZE	ALLERGENS
Chill	1/2 Cup	<input type="checkbox"/> Contains: Strawberry

NUTRIENTS PER SERVING					
CALORIES	CARBOHYDRATES	PROTEIN	TOTAL FAT	CALCIUM	SODIUM
35 kcal	9 g	1 g	0 g	20 mg	5 mg

INGREDIENTS	SERVINGS 25	SERVINGS 50	SERVINGS 75	SERVINGS 100	PREPARATION STEP
1 Strawberries, Fresh	6 lb 4 Oz	12 lb 8 Oz	18 lb 12 Oz	25 lb	WASH HANDS before beginning preparation & SANITIZE surfaces & equipment.
2					WASH ALL PRODUCE under cool, running water. Drain well.
3					Remove stems and cut into quarters.
4					CCP -- Maintain <40F/4C; discard unused product.

Apple Slices f/Fresh (Chilled Apple Slices)

COOK METHOD	SERVING SIZE	ALLERGENS
Chill	1/2 Cup	☐ Contains: Apples

NUTRIENTS PER SERVING					
CALORIES	CARBOHYDRATES	PROTEIN	TOTAL FAT	CALCIUM	SODIUM
40 kcal	11 g	0 g	0 g	0 mg	5 mg

INGREDIENTS	SERVINGS 25	SERVINGS 50	SERVINGS 75	SERVINGS 100	INGREDIENT PREP	PREPARATION STEP
1 Apple, Red Delicious	12.5 each	25 each	37.5 each	50 each	Sliced	WASH HANDS before beginning preparation & SANITIZE surfaces & equipment.
2						WASH ALL PRODUCE under cool, running water. Drain well.
3						Core and cut into 1/2 " slices and serve.
4						CCP -- Maintain <40F/4C; discard unused product.

Dressing Italian Fat Free PC (FF Italian Dressing)

SERVING SIZE		ALLERGENS
1 each		<input type="checkbox"/> Contains: Allergen Sulphites

NUTRIENTS PER SERVING					
CALORIES	CARBOHYDRATES	PROTEIN	TOTAL FAT	CALCIUM	SODIUM
20 kcal	4 g	0 g	0 g	20 mg	490 mg

INGREDIENTS	SERVINGS 25	SERVINGS 50	SERVINGS 75	SERVINGS 100	PREPARATION STEP
1					WASH HANDS before beginning preparation & SANITIZE surfaces & equipment.
2					Portion according to serving size.
3					Discard unused product.

Milk 1% 8 flz PC (1% Milk)

SERVING SIZE	ALLERGENS
8 fl. oz	<input type="checkbox"/> Contains: AllergenMilk

NUTRIENTS PER SERVING					
CALORIES	CARBOHYDRATES	PROTEIN	TOTAL FAT	CALCIUM	SODIUM
100 kcal	13 g	9 g	2.5 g	350 mg	110 mg

INGREDIENTS	SERVINGS 25	SERVINGS 50	SERVINGS 75	SERVINGS 100	PREPARATION STEP
1					WASH HANDS before beginning preparation & SANITIZE surfaces & equipment.
2					Portion according to serving size.
3					CCP -- Maintain <40F/4C.
4					Discard unused product.

Potato Sweet Glazed Orange f/Fresh (Glazed Sweet Potatoes)

COOK TEMP	COOK METHOD	SERVING UTENSIL	SERVING SIZE	ALLERGENS
400.0 °F	Bake	#8 scoop	1/2 Cup	☐Contains: Potatoes, Sweet, Orange, AllergenSoy, AllergenMilk, Citrus

NUTRIENTS PER SERVING					
CALORIES	CARBOHYDRATES	PROTEIN	TOTAL FAT	CALCIUM	SODIUM
180 kcal	36 g	2 g	3.5 g	50 mg	85 mg

INGREDIENTS	SERVINGS 25	SERVINGS 50	SERVINGS 75	SERVINGS 100	PREPARATION STEP
1 Potato, Sweet Fresh	5 lb	10 lb	15 lb	20 lb	<p>WASH HANDS before beginning preparation & SANITIZE surfaces & equipment. Pre-prep: Zest Oranges. Select small even-sized Sweet Potatoes or Yams. Scrub then arrange on baking sheet. Steam or boil until tender. When cool enough to handle, peel and cut in half lengthwise. Arrange in shallow pan. *Maintain <40F/4C. until ready to complete.</p> <p>Mix Sugar, Margarine, Orange Zest and Juice. Heat to boiling point to make a syrup.</p>
2 Sugar, Brown Light	1 3/4 Cup	3 1/2 Cup	1 1/4 Qt	1 3/4 Qt	
Margarine, Solids	4 Oz	8 Oz	12 Oz	1 lb	
Orange Fresh Whole	1 whole	2 whole	3 whole	4 whole	
Juice Orange f/BIB 6 flz	1 Cup	2 Cup	3 Cup	1 Qt	
3					Pour Syrup over Potatoes and Bake to *internal temp 145F/62C for 15 sec.

Potato Sweet Glazed Orange f/Fresh (Glazed Sweet Potatoes)

	INGREDIENTS	SERVINGS 25	SERVINGS 50	SERVINGS 75	SERVINGS 100	PREPARATION STEP
4						CCP -- Maintain >140F/60C. Temperature should be taken every 2 hours during holding. *Maintaining at the proper temperature will present no food safety issue; long hot holding times can affect food quality. Refer to local or regional public health regulations for specific times. CCP -- Cool: Product must reach 140F/60C to 70F/21C within 2 hrs and 70F/21C to 40F/4C within 4 hrs. CCP -- Reheat: To internal temp of 165F/74C held 15 sec within 2 hrs - one time only.
5						Cook Time: 20-30Minutes

Juice Orange f/BIB 6 flz (Orange Juice)

COOK METHOD	SERVING SIZE	ALLERGENS
Make	6 fl. oz	<input type="checkbox"/> Contains: Orange, Citrus

NUTRIENTS PER SERVING					
CALORIES	CARBOHYDRATES	PROTEIN	TOTAL FAT	CALCIUM	SODIUM
60 kcal	14 g	1 g	0 g	20 mg	10 mg

INGREDIENTS	SERVINGS 25	SERVINGS 50	SERVINGS 75	SERVINGS 100	PREPARATION STEP	
1					WASH HANDS before beginning preparation & SANITIZE surfaces & equipment.	
2	Water, Tap	3 3/4 Qt	1 Gal 5 Cup	2 Gal 5 Cup	3 Gal 5 Cup	Prepare product as per package instructions.
	Juice, Orange Conc BIB 4:1	3 3/4 Cup	2.0 Qt	2 3/4 Qt	3 3/4 Qt	
3					+CCP - Serve Chilled <40F/4C.	

Peas Green w/Paprika f/Frz (Seasoned Green Peas)

COOK TIME	COOK METHOD	SERVING SIZE	ALLERGENS
6 Min	Steam	1/2 Cup	☐Contains: AllergenSoy, Peas, AllergenMilk

NUTRIENTS PER SERVING					
CALORIES	CARBOHYDRATES	PROTEIN	TOTAL FAT	CALCIUM	SODIUM
90 kcal	13 g	5 g	2 g	30 mg	115 mg

INGREDIENTS	SERVINGS 25	SERVINGS 50	SERVINGS 75	SERVINGS 100	PREPARATION STEP	
1					WASH HANDS before beginning preparation & SANITIZE surfaces & equipment.	
2	Peas, Green Frz	5 lb	10 lb	15 lb	20 lb	Steam or boil peas until tender. Add seasonings and mix well.
	Margarine, Solids	1/4 Cup	1/2 Cup	3/4 Cup	1 Cup	
	Paprika	1 tsp	2 tsp	1 Tbsp	1 Tbsp 1 tsp	
3					CCP -- Maintain: Product held at >135F/57C Temperature should be taken every 2 hours during holding. *Maintaining at the proper temperature will present no food safety issue; long hot holding times can affect food quality.	
4					CCP -- Cool: Product must reach 135F/57C to 70F/21C within 2 hrs and 70F/21C to 40F/4C within 4 hrs.	
5					CCP -- Reheat: To internal temperature of 165F/74C held for at least 15 seconds.	

Apple Slices Hot Cinnamon f/Frz (Hot Spiced Apples)

COOK TIME	COOK TEMP	COOK METHOD	SERVING SIZE	ALLERGENS
25 Min	0.0 °F	Simmer	1/2 Cup	☐Contains: AllergenMilk, Cinnamon, Apples, AllergenSoy

NUTRIENTS PER SERVING					
CALORIES	CARBOHYDRATES	PROTEIN	TOTAL FAT	CALCIUM	SODIUM
100 kcal	18 g	0 g	4 g	10 mg	80 mg

INGREDIENTS	SERVINGS 25	SERVINGS 50	SERVINGS 75	SERVINGS 100	PREPARATION STEP	
1					WASH HANDS before beginning preparation & SANITIZE surfaces & equipment.	
2	Cinnamon, Ground	1 tsp	2 tsp	1 Tbsp	1 Tbsp 1 tsp	Combine undrained fruit and seasonings. Heat apples to cook off 1/2 liquid and reach minimum internal temp >135F/57C for 15 sec.
	Salt, Iodized	1/2 tsp	1 tsp	1 1/2 tsp	2 tsp	
	Apple Slices, Frz	5 lb	10 lb	15 lb	20 lb	
	Margarine, Solids	4 Oz	8 Oz	12 Oz	1 lb	
	Sugar, Granulated Bulk	3/4 Cup	1 2/3 Cup	2 1/2 Cup	3 1/3 Cup	
3					CCP -- Maintain: Product held at >135F/57C Temperature should be taken every 2 hours during holding. *Maintaining at the proper temperature will present no food safety issue; long hot holding times can affect food quality.	

Milk 1% 8 flz PC (1% Milk)

SERVING SIZE	ALLERGENS
8 fl. oz	<input type="checkbox"/> Contains: AllergenMilk

NUTRIENTS PER SERVING					
CALORIES	CARBOHYDRATES	PROTEIN	TOTAL FAT	CALCIUM	SODIUM
100 kcal	13 g	9 g	2.5 g	350 mg	110 mg

INGREDIENTS	SERVINGS 25	SERVINGS 50	SERVINGS 75	SERVINGS 100	PREPARATION STEP
1					WASH HANDS before beginning preparation & SANITIZE surfaces & equipment.
2					Portion according to serving size.
3					CCP -- Maintain <40F/4C.
4					Discard unused product.

Bratwurst Grilled (Grilled Bratwurst)

SERVING UTENSIL	SERVING SIZE	ALLERGENS
Tongs	1 each	☐Contains: Pork & Products

NUTRIENTS PER SERVING					
CALORIES	CARBOHYDRATES	PROTEIN	TOTAL FAT	CALCIUM	SODIUM
380 kcal	4 g	16 g	33 g	40 mg	960 mg

INGREDIENTS	SERVINGS 25	SERVINGS 50	SERVINGS 75	SERVINGS 100	PREPARATION STEP
1 Sausage, Bratwurst	25 each	50 each	75 each	100 each	WASH HANDS before beginning preparation. SANITIZE surfaces & equipment. Grill according to package instructions.
2					CCP -- Maintain >140F/60C for only 4 hrs. CCP -- Cool: Product must reach 140F/60C to 70F/21C within 2 hrs and 70F/21C to 40F/4C within 4 hrs. CCP -- Reheat: To internal temp of 165F/74C held 15 sec within 2 hrs - one time only.

Potato Fries French f/Prepared (French Fries)

COOK TIME	COOK TEMP	COOK METHOD	SERVING SIZE	ALLERGENS
20 Min	400.0 °F	Bake	4 Oz	<input type="checkbox"/> Contains: Potatoes

NUTRIENTS PER SERVING					
CALORIES	CARBOHYDRATES	PROTEIN	TOTAL FAT	CALCIUM	SODIUM
250 kcal	39 g	4 g	9 g	20 mg	55 mg

INGREDIENTS	SERVINGS 25	SERVINGS 50	SERVINGS 75	SERVINGS 100	PREPARATION STEP
1 Potato, Fries Krinkle Cut RTC	6 lb 4 Oz	12 lb 8 Oz	18 lb 12 Oz	25 lb	WASH HANDS before beginning preparation. SANITIZE surfaces & equipment. Spread fries in single layer on sheet pan(s). Bake until golden brown.
2					CCP -- Maintain >135F/57C for 4 hrs only.
3					Discard unused product.

Brussels Sprouts Balsamic f/Frz (Balsamic Brussels Sprouts)

COOK TIME	COOK TEMP	COOK METHOD	SERVING SIZE	ALLERGENS
20 Min	425.0 °F	Roast	1/2 Cup	☐Contains: AllergenSulphites

NUTRIENTS PER SERVING					
CALORIES	CARBOHYDRATES	PROTEIN	TOTAL FAT	CALCIUM	SODIUM
100 kcal	11 g	5 g	6 g	40 mg	160 mg

	INGREDIENTS	SERVINGS 25	SERVINGS 50	SERVINGS 75	SERVINGS 100	INGREDIENT PREP	PREPARATION STEP
1							WASH HANDS before beginning preparation & SANITIZE surfaces & equipment.
2	Brussels Sprouts, Frz	6 lb 4 Oz	12 lb 8 Oz	18 lb 12 Oz	25 lb	Halved	Spread frozen brussels sprouts on a large baking sheet in an even layer. Bake for 10 minutes.
3	Oil, Olive	1/2 Cup	1 Cup	1 1/2 Cup	2 Cup		Remove sprouts from oven. Carefully toss with oil, salt, and pepper. Return to oven and bake until sprouts are tender, 10-15 minutes.
	Salt, Iodized	1 1/2 tsp	1 Tbsp	1 Tbsp 2 tsp	2 Tbsp		
	Pepper, Black Ground	2 tsp	1 Tbsp 1 tsp	2 Tbsp	2 Tbsp 2 tsp		
4	Vinegar, Balsamic	1/4 Cup	1/2 Cup	3/4 Cup	1 Cup		In a small bowl whisk together vinegar, brown sugar, and second portion of oil.
	Sugar, Brown Light	1 Tbsp 1 tsp	2 Tbsp 2 tsp	1/4 Cup	1/3 Cup		
	Oil, Olive	1 Tbsp 1 tsp	2 Tbsp 2 tsp	1/4 Cup	1/3 Cup		

Brussels Sprouts Balsamic f/Frz (Balsamic Brussels Sprouts)

	INGREDIENTS	SERVINGS 25	SERVINGS 50	SERVINGS 75	SERVINGS 100	INGREDIENT PREP	PREPARATION STEP
5							Remove brussels sprouts from oven, and toss to coat in vinegar mixture while still warm. Serve immediately.
6							CCP -- Maintain: Product held at >135F/57C Temperature should be taken every 2 hours during holding. *Maintaining at the proper temperature will present no food safety issue; long hot holding times can affect food quality.
7							Discard unused product.

Fruit Fresh Spring/Summer (Seasonal Fresh Fruit)

COOK TEMP	COOK METHOD	SERVING SIZE	ALLERGENS
0.0 °F	Chill	1 Cup	☐Contains: Orange, AllergenSulphites, Strawberry, Bananas, Citrus, Apples

NUTRIENTS PER SERVING					
CALORIES	CARBOHYDRATES	PROTEIN	TOTAL FAT	CALCIUM	SODIUM
80 kcal	22 g	2 g	0 g	30 mg	5 mg

INGREDIENTS	SERVINGS 25	SERVINGS 50	SERVINGS 75	SERVINGS 100	PREPARATION STEP	
1	Banana Whole Fresh	5 each	10 each	15 each	20 each	WASH HANDS before beginning preparation. SANITIZE surfaces & equipment. Fruit may vary from foods listed. Ask Manager which Fruit to use. These Fresh fruits include Bananas, Apple Slices, Oranges, Strawberries, & Grapes.
	Orange Fresh Whole	5 whole	10 whole	15 whole	20 whole	
	Grapes Fresh	1 1/4 Qt	2 1/2 Qt	3 3/4 Qt	1 Gal 2 Cup	
	Strawberries f/Fresh	1 1/4 Qt	2 1/2 Qt	3 3/4 Qt	1 Gal 2 Cup	
	Apple Slices f/Fresh	1 1/4 Qt	2 1/2 Qt	3 3/4 Qt	1 Gal 2 Cup	
2						Wash & prepare as appropriate for the Fruit. Place prepared Fruit in serving dish. Chill <40F.



Banana Whole Fresh (Banana)

SERVING SIZE	ALLERGENS
1 each	<input type="checkbox"/> Contains: Bananas

NUTRIENTS PER SERVING					
CALORIES	CARBOHYDRATES	PROTEIN	TOTAL FAT	CALCIUM	SODIUM
100 kcal	26 g	2 g	0 g	10 mg	5 mg

INGREDIENTS	SERVINGS 25	SERVINGS 50	SERVINGS 75	SERVINGS 100	PREPARATION STEP
1					WASH HANDS before beginning preparation & SANITIZE surfaces & equipment.
2					Portion according to serving size.
3					Discard unused product.



Banana Whole Fresh (Banana)

Grapes Fresh (Fresh Grapes)

SERVING SIZE	ALLERGENS
1/2 Cup	<input type="checkbox"/> Contains: Allergen Sulphites

NUTRIENTS PER SERVING					
CALORIES	CARBOHYDRATES	PROTEIN	TOTAL FAT	CALCIUM	SODIUM
80 kcal	21 g	1 g	0 g	20 mg	5 mg

INGREDIENTS	SERVINGS 25	SERVINGS 50	SERVINGS 75	SERVINGS 100	PREPARATION STEP
1					WASH HANDS before beginning preparation & SANITIZE surfaces & equipment.
2 Grapes, Green Seedless	6 lb 4 Oz	12 lb 8 Oz	18 lb 12 Oz	25 lb	Remove stems, portion into 4 oz servings
3					CCP -- Maintain <40F/4C; discard unused product.

Strawberries f/Fresh (Fresh Strawberries)

COOK METHOD	SERVING SIZE	ALLERGENS
Chill	1/2 Cup	<input type="checkbox"/> Contains: Strawberry

NUTRIENTS PER SERVING					
CALORIES	CARBOHYDRATES	PROTEIN	TOTAL FAT	CALCIUM	SODIUM
35 kcal	9 g	1 g	0 g	20 mg	5 mg

INGREDIENTS	SERVINGS 25	SERVINGS 50	SERVINGS 75	SERVINGS 100	PREPARATION STEP
1 Strawberries, Fresh	6 lb 4 Oz	12 lb 8 Oz	18 lb 12 Oz	25 lb	WASH HANDS before beginning preparation & SANITIZE surfaces & equipment.
2					WASH ALL PRODUCE under cool, running water. Drain well.
3					Remove stems and cut into quarters.
4					CCP -- Maintain <40F/4C; discard unused product.

Apple Slices f/Fresh (Chilled Apple Slices)

COOK METHOD	SERVING SIZE	ALLERGENS
Chill	1/2 Cup	☐ Contains: Apples

NUTRIENTS PER SERVING					
CALORIES	CARBOHYDRATES	PROTEIN	TOTAL FAT	CALCIUM	SODIUM
40 kcal	11 g	0 g	0 g	0 mg	5 mg

INGREDIENTS	SERVINGS 25	SERVINGS 50	SERVINGS 75	SERVINGS 100	INGREDIENT PREP	PREPARATION STEP
1 Apple, Red Delicious	12.5 each	25 each	37.5 each	50 each	Sliced	WASH HANDS before beginning preparation & SANITIZE surfaces & equipment.
2						WASH ALL PRODUCE under cool, running water. Drain well.
3						Core and cut into 1/2 " slices and serve.
4						CCP -- Maintain <40F/4C; discard unused product.

Bun Hot Dog Whole Wheat (WW Hot Dog Bun)

COOK METHOD	SERVING UTENSIL	SERVING SIZE	ALLERGENS
Bake	Gloved	1 each	☐Contains: AllergenWheat, AllergenSoy, Bran

NUTRIENTS PER SERVING					
CALORIES	CARBOHYDRATES	PROTEIN	TOTAL FAT	CALCIUM	SODIUM
120 kcal	21 g	6 g	1.5 g	100 mg	200 mg

INGREDIENTS	SERVINGS 25	SERVINGS 50	SERVINGS 75	SERVINGS 100	PREPARATION STEP
1					WASH HANDS before beginning preparation & SANITIZE surfaces & equipment.
2					Portion according to serving size.
3					Discard unused product.

Milk 1% 8 flz PC (1% Milk)

SERVING SIZE	ALLERGENS
8 fl. oz	<input type="checkbox"/> Contains: AllergenMilk

NUTRIENTS PER SERVING					
CALORIES	CARBOHYDRATES	PROTEIN	TOTAL FAT	CALCIUM	SODIUM
100 kcal	13 g	9 g	2.5 g	350 mg	110 mg

INGREDIENTS	SERVINGS 25	SERVINGS 50	SERVINGS 75	SERVINGS 100	PREPARATION STEP
1					WASH HANDS before beginning preparation & SANITIZE surfaces & equipment.
2					Portion according to serving size.
3					CCP -- Maintain <40F/4C.
4					Discard unused product.

BBQ Pork Ribs (BBQ Pork Ribs)

COOK TIME	COOK TEMP	COOK METHOD	SERVING SIZE	ALLERGENS
120 Min	325.0 °F	Bake	3 Oz	☐Contains: Tomato, Pork & Products, AllergenWheat, AllergenSulphites

NUTRIENTS PER SERVING					
CALORIES	CARBOHYDRATES	PROTEIN	TOTAL FAT	CALCIUM	SODIUM
330 kcal	21 g	21 g	18 g	50 mg	610 mg

INGREDIENTS	SERVINGS 25	SERVINGS 50	SERVINGS 75	SERVINGS 100	INGREDIENT PREP	PREPARATION STEP
1 Pork, Ribs Raw	7 lb 3 Oz	14 lb 6 Oz	21 lb 9 Oz	28 lb 12 Oz	Trimmed	WASH HANDS before beginning preparation. SANITIZE surfaces & equipment. Separate ribs into serving size pieces. *Refrigerate at <40F/4C.
2 Sauce, BBQ	1 1/4 Qt	2 1/2 Qt	3 3/4 Qt	1 Gal 2 Cup		Place in roasting pan and brown uncovered in oven at 350F until browned lightly, about 30 min. Pour off fat. *Maintain at >135F/57C. Pour Sauce over Ribs.
3						Cover with foil and bake at 350F until Meat is tender and *internal temp 160F/71C for 15 sec is reached, about 1 1/2 hrs.
4						Uncover and bake an additional 20-30 min.
5						CCP -- Maintain >135F/57C for only 4 hrs.
6						CCP -- Cool: Product must reach 140F to 70F within 2 hrs and 70F to 40F within 4 hrs.
7						CCP -- Reheat: To internal temp 165F held 15 sec within 1 hr - one time only.

Potato Wedges Rosemary f/Fresh (Rosemary Potatoes)

COOK TIME	COOK TEMP	COOK METHOD	SERVING UTENSIL	SERVING SIZE	ALLERGENS
35 Min	400.0 °F	Roast	4z Spoodle	1/2 Cup	<input type="checkbox"/> Contains: Potatoes

NUTRIENTS PER SERVING						
CALORIES	CARBOHYDRATES		PROTEIN	TOTAL FAT	CALCIUM	SODIUM
170 kcal	30 g		3 g	4.5 g	20 mg	150 mg

INGREDIENTS	SERVINGS 25	SERVINGS 50	SERVINGS 75	SERVINGS 100	INGREDIENT PREP	PREPARATION STEP
1 Potato, Russet/Baking Fresh	7 lb 8 Oz	15 lb	22 lb 8 Oz	30 lb	Cut into Wedges	WASH HANDS before beginning preparation & SANITIZE surfaces & equipment.
2 Oil, Vegetable	1/2 Cup	1 Cup	1 1/2 Cup	2 Cup		Wash & peel potatoes. Cut into pieces approximately 2 inches in size. (Pre-peeled and wedged potatoes may also be used.) Place potatoes in bowl.
3 Salt, Iodized	1 1/2 tsp	1 Tbsp	1 Tbsp 2 tsp	2 Tbsp		Pour oil over potatoes. Stir to coat. Drain excess oil from potatoes.
Pepper, Black Ground	1 1/2 tsp	1 Tbsp	1 Tbsp 2 tsp	2 Tbsp		
Rosemary, Dried Whole	2 Tbsp	1/4 Cup	1/3 Cup	1/2 Cup		
4						Spread potatoes in a single layer on oiled baking sheets. Combine salt, pepper and rosemary. Sprinkle a light coat of mixture over potatoes. Roast potatoes until tender & golden brown.
5						CCP -- Maintain: Product held at >135F/57C Temperature should be taken every 2 hours during holding. *Maintaining at the proper temperature will present no food safety issue; long hot holding times can affect food quality.

Potato Wedges Rosemary f/Fresh (Rosemary Potatoes)

	INGREDIENTS	SERVINGS 25	SERVINGS 50	SERVINGS 75	SERVINGS 100	INGREDIENT PREP	PREPARATION STEP
6							CCP -- Cool: Product must reach 135F/57C to 70F/21C within 2 hrs and 70F/21C to 40F/4C within 4 hrs.
7							CCP -- Reheat: To internal temperature of 165F/74C held for at least 15 seconds.

Broccoli Slaw f/Broc Slaw Mix (Broccoli Slaw)

COOK TEMP	COOK METHOD	SERVING SIZE	ALLERGENS
0.0 °F	Mix & Chill	1/2 Cup	☐Contains: Broccoli, AllergenSulphites, AllergenEggs, Mustard

NUTRIENTS PER SERVING					
CALORIES	CARBOHYDRATES	PROTEIN	TOTAL FAT	CALCIUM	SODIUM
200 kcal	9 g	4 g	18 g	75 mg	280 mg

INGREDIENTS	SERVINGS 25	SERVINGS 50	SERVINGS 75	SERVINGS 100	INGREDIENT PREP	PREPARATION STEP
1						WASH HANDS before beginning preparation & SANITIZE surfaces & equipment.
2						Combine all Ingredients. Mix well. *Chill at <40F/4C for at least 2 hrs before service.
Broccoli, Slaw Mix	6 lb 2 Oz	12 lb 4 Oz	18 lb 6 Oz	24 lb 8 Oz		
Mayonnaise, Bulk	2 1/2 Cup	1 1/4 Qt	2.0 Qt	2 1/2 Qt		
Vinegar, White	1/3 Cup	2/3 Cup	1.0 Cup	1 1/4 Cup		
Parsley, Fresh	1/3 Cup	2/3 Cup	1.0 Cup	1 1/4 Cup	Chopped	
Sugar, Granulated Bulk	2.5 Oz	5 Oz	7.5 Oz	10 Oz		
Salt, Iodized	1 1/2 tsp	1 Tbsp	1 Tbsp 2 tsp	2 Tbsp		
Pepper, Black Ground	1.0 tsp	2.0 tsp	2 3/4 tsp	1 Tbsp 1 tsp		
Dill, Fresh	1 Tbsp 1 tsp	2 Tbsp 2 tsp	1/4 Cup	1/3 Cup		

Broccoli Slaw f/Broc Slaw Mix (Broccoli Slaw)

	INGREDIENTS	SERVINGS 25	SERVINGS 50	SERVINGS 75	SERVINGS 100	INGREDIENT PREP	PREPARATION STEP
	Mustard, Powder	2.0 tsp	1 Tbsp 1 tsp	1 Tbsp 3 tsp	2 Tbsp 2 tsp		
3							CCP -- Maintain <40F/4C; discard unused product.

Melon Cantaloupe Cubes f/Fresh (Fresh Cantaloupe)

COOK METHOD	SERVING SIZE	ALLERGENS
Chill	1 Cup	None

NUTRIENTS PER SERVING					
CALORIES	CARBOHYDRATES	PROTEIN	TOTAL FAT	CALCIUM	SODIUM
50 kcal	13 g	2 g	0 g	20 mg	25 mg

INGREDIENTS	SERVINGS 25	SERVINGS 50	SERVINGS 75	SERVINGS 100	PREPARATION STEP
1 Melon, Cantaloupe Fresh	8 lb 10 Oz	17 lb 3 Oz	25 lb 13 Oz	34 lb 6 Oz	WASH HANDS before beginning preparation & SANITIZE surfaces & equipment.
2					Remove peel. Remove seeds in center. Cut into 1/2" cubes.
3					CCP -- Maintain <40F/4C; discard unused product.

Milk 1% 8 flz PC (1% Milk)

SERVING SIZE	ALLERGENS
8 fl. oz	<input type="checkbox"/> Contains: AllergenMilk

NUTRIENTS PER SERVING					
CALORIES	CARBOHYDRATES	PROTEIN	TOTAL FAT	CALCIUM	SODIUM
100 kcal	13 g	9 g	2.5 g	350 mg	110 mg

INGREDIENTS	SERVINGS 25	SERVINGS 50	SERVINGS 75	SERVINGS 100	PREPARATION STEP
1					WASH HANDS before beginning preparation & SANITIZE surfaces & equipment.
2					Portion according to serving size.
3					CCP -- Maintain <40F/4C.
4					Discard unused product.

Potato Baby Roasted Seasoned RTC (Seasoned Roasted Baby Potatoes)



Health & Human Services



COOK-END TEMP	SERVING SIZE	ALLERGENS
165 °F	1/2 Cup	☐Contains: Potatoes, Garlic, Allergen Sulphites, Onion

NUTRIENTS PER SERVING					
CALORIES	CARBOHYDRATES	PROTEIN	TOTAL FAT	CALCIUM	SODIUM
60 kcal	15 g	2 g	0 g	10 mg	160 mg

INGREDIENTS	SERVINGS 25	SERVINGS 50	SERVINGS 75	SERVINGS 100	PREPARATION STEP
1					WASH HANDS before beginning preparation & SANITIZE surfaces & equipment.
2					Oven: Bake at 375F for 15 minutes in a single layer on a greased sheet pan.
3					Deep Fry: Fry at 345F for 9.5 minutes, shaking basket after 1 minute. Remove from fryer and let stand for 3 minutes.
4					Microwave: Microwave 1/2 bag on high for 10 minutes, covered, stirring halfway through cook time. Let stand for 1 minute.
5					CCP -- Cook to internal temp of 165F/74C held for 15 sec.
6					Portion according to serving size.
7					CCP -- Maintain: Product held at >135F/57C Temperature should be taken every 2 hours during holding. *Maintaining at the proper temperature will present no food safety issue; long hot holding times can affect food quality.

Potato Baby Roasted Seasoned RTC (Seasoned Roasted Baby Potatoes)



Health & Human Services



INGREDIENTS	SERVINGS 25	SERVINGS 50	SERVINGS 75	SERVINGS 100	PREPARATION STEP
8					Discard unused product.

Artichoke Salad w/Vinaigrette (Artichoke Salad)

SERVING SIZE	ALLERGENS
1/2 Cup	☐Contains: Onion, Tomato, Garlic, AllergenSulphites, Mushroom

NUTRIENTS PER SERVING					
CALORIES	CARBOHYDRATES	PROTEIN	TOTAL FAT	CALCIUM	SODIUM
170 kcal	9 g	3 g	15 g	20 mg	210 mg

INGREDIENTS	SERVINGS 25	SERVINGS 50	SERVINGS 75	SERVINGS 100	INGREDIENT PREP	PREPARATION STEP
1 Mushrooms, Fresh	2 lb	4 lb	6 lb	8 lb	Quartered	WASH HANDS before beginning preparation. SANITIZE surfaces & equipment. Brush mushrooms free from any dirt. Steam mushrooms. Chill at <40F.
2 Sauce Vinaigrette	2 Cup	1 Qt	1 1/2 Qt	2 Qt		Combine vegetables.
3 Tomato, Fresh	2 lb	4 lb	6 lb	8 lb	Cubed	Pour vinaigrette over vegetables. Mix lightly to distribute evenly.
Onion, Yellow	1 lb	2 lb	3 lb	4 lb	Diced	
Artichoke, Hearts Cnd	2 lb	4 lb	6 lb	8 lb		
4						CCP -- Maintain <40F/4C.

Sauce Vinaigrette (Vinaigrette)

SERVING SIZE	ALLERGENS
1 fl. oz	☐Contains: AllergenSulphites, Garlic

NUTRIENTS PER SERVING					
CALORIES	CARBOHYDRATES	PROTEIN	TOTAL FAT	CALCIUM	SODIUM
210 kcal	0 g	0 g	23 g	0 mg	290 mg

INGREDIENTS	SERVINGS 25	SERVINGS 50	SERVINGS 75	SERVINGS 100	INGREDIENT PREP	PREPARATION STEP
1						WASH HANDS before beginning preparation & SANITIZE surfaces & equipment.
Vinegar, White	1 Cup	2 Cup	3 Cup	1 Qt		Combine Vinegar and Seasoning in mixer bowl.
Salt, Iodized	1 Tbsp	2 Tbsp	3 Tbsp	1/4 Cup		
2 Pepper, White	1 tsp	2 tsp	1 Tbsp	1 Tbsp 1 tsp		
Pepper, Cayenne	1 tsp	2 tsp	1 Tbsp	1 Tbsp 1 tsp		
3 Oil, Vegetable	1 1/4 Cup	2 1/2 Cup	3 3/4 Cup	1 1/4 Qt		Combine Oils. Slowly add to Vinegar mixture. Mix on low speed until Oil is blended in.
Oil, Vegetable	1 1/3 Cup	2 3/4 Cup	1.0 Qt	1 1/2 Qt		
4 Parsley, Dried	1 Tbsp 1 tsp	2 Tbsp 2 tsp	3 Tbsp 2 tsp	1/3 Cup		Add Herbs to Vinaigrette. *Chill <40F. Stir before using.
Garlic, Whole Fresh	1 Tbsp 2 tsp	3 Tbsp	1/4 Cup	1/3 Cup	Minced	

Sauce Vinaigrette (Vinaigrette)

	INGREDIENTS	SERVINGS 25	SERVINGS 50	SERVINGS 75	SERVINGS 100	INGREDIENT PREP	PREPARATION STEP
	Chives, Dry	1 Tbsp 1 tsp	2 Tbsp 2 tsp	3 Tbsp 2 tsp	1/3 Cup		
5							CCP -- Maintain <40F/4C; discard unused product.
6							NOTES: Fresh Herbs may be substituted for dry. 1 Tbsp fresh = 1 tsp dry.

Banana Whole Fresh (Banana)

SB6		SERVING SIZE ALLERGENS	
1 each		<input type="checkbox"/> Contains: Bananas	

NUTRIENTS PER SERVING					
CALORIES	CARBOHYDRATES	PROTEIN	TOTAL FAT	CALCIUM	SODIUM
100 kcal	26 g	2 g	0 g	10 mg	5 mg

INGREDIENTS	SERVINGS 25	SERVINGS 50	SERVINGS 75	SERVINGS 100	PREPARATION STEP
1					WASH HANDS before beginning preparation & SANITIZE surfaces & equipment.
2					Portion according to serving size.
3					Discard unused product.

Banana Whole Fresh (Banana)



Milk 1% 8 flz PC (1% Milk)

SERVING SIZE	ALLERGENS
8 fl. oz	<input type="checkbox"/> Contains: AllergenMilk

NUTRIENTS PER SERVING					
CALORIES	CARBOHYDRATES	PROTEIN	TOTAL FAT	CALCIUM	SODIUM
100 kcal	13 g	9 g	2.5 g	350 mg	110 mg

INGREDIENTS	SERVINGS 25	SERVINGS 50	SERVINGS 75	SERVINGS 100	PREPARATION STEP
1					WASH HANDS before beginning preparation & SANITIZE surfaces & equipment.
2					Portion according to serving size.
3					CCP -- Maintain <40F/4C.
4					Discard unused product.

Soup Broccoli Cheese Hmd (Broccoli Cheese Soup)

COOK TIME	COOK METHOD	SERVING SIZE	ALLERGENS
30 Min	Simmer	6 fl. oz	☐Contains: Broccoli, Onion, AllergenSoy, Corn, Garlic, AllergenMilk, AllergenWheat, Chicken

NUTRIENTS PER SERVING					
CALORIES	CARBOHYDRATES	PROTEIN	TOTAL FAT	CALCIUM	SODIUM
150 kcal	11 g	8 g	9 g	225 mg	170 mg

INGREDIENTS	SERVINGS 25	SERVINGS 50	SERVINGS 75	SERVINGS 100	INGREDIENT PREP	PREPARATION STEP
1						WASH HANDS before beginning preparation & SANITIZE surfaces & equipment.
2	Margarine, Solids 3.5 Oz	6.5 Oz	10 Oz	13 Oz		In a stock pot or kettle melt margarine. Add onions and saute until tender.
	Onion, Yellow 1/2 Cup	1 Cup	1 1/2 Cup	2 Cup	Diced	
3	Flour, All Purpose 1 Cup	2 Cup	3 Cup	1 Qt		Add flour and pepper. Stir until blended. Cook 5 min stirring often. Add chicken base. Blend in milk and water stirring constantly. Reduce heat and cook until thickened, stirring often.
	Pepper, Black Ground 1/2 tsp	1 tsp	1 1/2 tsp	2 tsp		
	Base, Chicken Paste LS G-F 1 Tbsp 2 tsp	3 Tbsp	1/4 Cup	1/3 Cup		
	Milk, 2% Bulk 2 Qt	1 Gal	1 Gal 3 Cup	2 Gal		
	Water, Tap 1 Qt	2 Qt	3 Qt	1 Gal		

Soup Broccoli Cheese Hmd (Broccoli Cheese Soup)

	INGREDIENTS	SERVINGS 25	SERVINGS 50	SERVINGS 75	SERVINGS 100	INGREDIENT PREP	PREPARATION STEP
4	Cheese, Cheddar Shredded	12 Oz	1 lb 8 Oz	2 lb 4 Oz	3 lb		Blend in cheese to soup mixture.
5	Broccoli, Florets Frz	1 lb 8 Oz	3 lb	4 lb 8 Oz	6 lb		Steam broccoli to tender crisp. Add to soup mixture. Let simmer on low heat for 30 min.
6							CCP -- Maintain: Product held at >135F/57C Temperature should be taken every 2 hours during holding. *Maintaining at the proper temperature will present no food safety issue; long hot holding times can affect food quality.
7							CCP -- Cool: Product must reach 135F/57C to 70F/21C within 2 hrs and 70F/21C to 40F/4C within 4 hrs.
8							CCP -- Reheat: To internal temperature of 165F/74C held for at least 15 seconds.

Coleslaw f/Shredded Mix & Dressing (Coleslaw)

COOK TEMP	COOK METHOD	SERVING SIZE	ALLERGENS
0.0 °F	Chill	1/2 Cup	☐Contains: AllergenEggs, AllergenMilk, Cabbage

NUTRIENTS PER SERVING					
CALORIES	CARBOHYDRATES	PROTEIN	TOTAL FAT	CALCIUM	SODIUM
100 kcal	8 g	1 g	7 g	30 mg	190 mg

INGREDIENTS	SERVINGS 25	SERVINGS 50	SERVINGS 75	SERVINGS 100	PREPARATION STEP
1 Cabbage, Green Shredded Mix	3 lb 2 Oz	6 lb 4 Oz	9 lb 6 Oz	12 lb 8 Oz	WASH HANDS before beginning preparation. SANITIZE surfaces & equipment. Pour Coleslaw mix into large mixing bowl. *Maintain <40F.
Dressing, Coleslaw Bulk	2 Cup	1 Qt	1 1/2 Qt	2 Qt	
2					Combine Dressing Mix and mix lightly.
3					CCP -- Keep chilled at 40F.

Cottage Cheese w/Fruit (Cottage Cheese & Fruit)

COOK TEMP	COOK METHOD	SERVING SIZE	ALLERGENS
0.0 °F	Chill	1 each	☐Contains: AllergenMilk, Cherry, Strawberry

NUTRIENTS PER SERVING					
CALORIES	CARBOHYDRATES	PROTEIN	TOTAL FAT	CALCIUM	SODIUM
170 kcal	25 g	15 g	3 g	175 mg	390 mg

INGREDIENTS	SERVINGS 25	SERVINGS 50	SERVINGS 75	SERVINGS 100	INGREDIENT PREP	PREPARATION STEP
1 Lettuce, Green Leaf	2 lb 8 Oz	5 lb	7 lb 8 Oz	10 lb	Separated	WASH HANDS before beginning preparation. SANITIZE surfaces & equipment. Place 1 Lettuce Leaf on each plate. Top with 1/2 cup of Cheese. Arrange Fruits around Cheese. Cover and chill <40F.
Cottage Cheese, 2% Fat	3 1/8 Qt	1 Gal 4 Cup	2 Gal 2 Cup	3 Gal 1 Cup		
Melon, Cantaloupe Fresh	6.25 each	12.5 each	18.75 each	25 each	Peeled & Sliced	
Strawberries, Fresh	2 lb 8 Oz	5 lb	7 lb 8 Oz	10 lb	Hulled & Sliced	
Cherries, Maraschino	1/3 Cup	3/4 Cup	1 1/8 Cup	1 1/2 Cup		
2						CCP - Maintain <40F.

Muffin Banana Bran f/Bran Mix (Banana Bran Muffin)

COOK TIME	COOK TEMP	COOK METHOD	SERVING SIZE	ALLERGENS
20 Min	400.0 °F	Bake	1 each	☐Contains: AllergenEggs, AllergenWheat, Bran, Bananas, AllergenSoy

NUTRIENTS PER SERVING						
CALORIES	CARBOHYDRATES		PROTEIN	TOTAL FAT	CALCIUM	SODIUM
100 kcal	19 g		2 g	3 g	20 mg	170 mg

INGREDIENTS	SERVINGS 25	SERVINGS 50	SERVINGS 75	SERVINGS 100	INGREDIENT PREP	PREPARATION STEP
1						WASH HANDS before beginning preparation & SANITIZE surfaces & equipment.
Muffin Mix, Bran	1 lb 12 Oz	3 lb 7 Oz	5 lb 3 Oz	6 lb 14 Oz		Prepare muffin mix according to package directions. Fold in sliced bananas.
2 Water, Tap	1 1/3 Cup	2 3/4 Cup	1.0 Qt	1 1/2 Qt		
Banana Whole Fresh	1 2/3 Cup	3 1/3 Cup	1 1/4 Qt	1 3/4 Qt	Sliced	
3						Place #16 scoop prepared dough in muffin pan(s) to bake. Bake at 400F/204C for 20-25 min, or until golden brown, or bake per manufacturer's instructions.
4						Remove muffins from pan(s) as soon as baked.
5						CCP -- Cool: Product must reach 135F/57C to 70F/21C within 2 hrs and 70F/21C to 40F/4C within 4 hrs.



Banana Whole Fresh (Banana)

SERVING SIZE	ALLERGENS
1 each	<input type="checkbox"/> Contains: Bananas

NUTRIENTS PER SERVING					
CALORIES	CARBOHYDRATES	PROTEIN	TOTAL FAT	CALCIUM	SODIUM
100 kcal	26 g	2 g	0 g	10 mg	5 mg

INGREDIENTS	SERVINGS 25	SERVINGS 50	SERVINGS 75	SERVINGS 100	PREPARATION STEP
1					WASH HANDS before beginning preparation & SANITIZE surfaces & equipment.
2					Portion according to serving size.
3					Discard unused product.

Banana Whole Fresh (Banana)



Dressing Italian LoCal PC (LoCal Italian Dressing)

SERVING SIZE	ALLERGENS
1 each	None

NUTRIENTS PER SERVING					
CALORIES	CARBOHYDRATES	PROTEIN	TOTAL FAT	CALCIUM	SODIUM
15 kcal	2 g	0 g	1 g	0 mg	135 mg

INGREDIENTS	SERVINGS 25	SERVINGS 50	SERVINGS 75	SERVINGS 100	PREPARATION STEP
1					WASH HANDS before beginning preparation & SANITIZE surfaces & equipment.
2					Portion according to serving size.
3					Discard unused product.

Milk 1% 8 flz PC (1% Milk)

SERVING SIZE	ALLERGENS
8 fl. oz	<input type="checkbox"/> Contains: AllergenMilk

NUTRIENTS PER SERVING					
CALORIES	CARBOHYDRATES	PROTEIN	TOTAL FAT	CALCIUM	SODIUM
100 kcal	13 g	9 g	2.5 g	350 mg	110 mg

INGREDIENTS	SERVINGS 25	SERVINGS 50	SERVINGS 75	SERVINGS 100	PREPARATION STEP
1					WASH HANDS before beginning preparation & SANITIZE surfaces & equipment.
2					Portion according to serving size.
3					CCP -- Maintain <40F/4C.
4					Discard unused product.

Artichoke Salad w/Vinaigrette (Artichoke Salad)

SERVING SIZE	ALLERGENS
1/2 Cup	☐ Contains: Onion, Tomato, Garlic, Allergen Sulphites, Mushroom

NUTRIENTS PER SERVING					
CALORIES	CARBOHYDRATES	PROTEIN	TOTAL FAT	CALCIUM	SODIUM
170 kcal	9 g	3 g	15 g	20 mg	210 mg

INGREDIENTS	SERVINGS 25	SERVINGS 50	SERVINGS 75	SERVINGS 100	INGREDIENT PREP	PREPARATION STEP
1 Mushrooms, Fresh	2 lb	4 lb	6 lb	8 lb	Quartered	WASH HANDS before beginning preparation. SANITIZE surfaces & equipment. Brush mushrooms free from any dirt. Steam mushrooms. Chill at <40F.
2 Sauce Vinaigrette	2 Cup	1 Qt	1 1/2 Qt	2 Qt		
Tomato, Fresh	2 lb	4 lb	6 lb	8 lb	Cubed	Pour vinaigrette over vegetables. Mix lightly to distribute evenly.
3 Onion, Yellow	1 lb	2 lb	3 lb	4 lb	Diced	
Artichoke, Hearts Cnd	2 lb	4 lb	6 lb	8 lb		
4						CCP -- Maintain <40F/4C.

Sauce Vinaigrette (Vinaigrette)

SERVING SIZE	ALLERGENS
1 fl. oz	☐Contains: AllergenSulphites, Garlic

NUTRIENTS PER SERVING					
CALORIES	CARBOHYDRATES	PROTEIN	TOTAL FAT	CALCIUM	SODIUM
210 kcal	0 g	0 g	23 g	0 mg	290 mg

INGREDIENTS	SERVINGS 25	SERVINGS 50	SERVINGS 75	SERVINGS 100	INGREDIENT PREP	PREPARATION STEP
1						WASH HANDS before beginning preparation & SANITIZE surfaces & equipment.
Vinegar, White	1 Cup	2 Cup	3 Cup	1 Qt		Combine Vinegar and Seasoning in mixer bowl.
Salt, Iodized	1 Tbsp	2 Tbsp	3 Tbsp	1/4 Cup		
2 Pepper, White	1 tsp	2 tsp	1 Tbsp	1 Tbsp 1 tsp		
Pepper, Cayenne	1 tsp	2 tsp	1 Tbsp	1 Tbsp 1 tsp		
3 Oil, Vegetable	1 1/4 Cup	2 1/2 Cup	3 3/4 Cup	1 1/4 Qt		Combine Oils. Slowly add to Vinegar mixture. Mix on low speed until Oil is blended in.
Oil, Vegetable	1 1/3 Cup	2 3/4 Cup	1.0 Qt	1 1/2 Qt		
4 Parsley, Dried	1 Tbsp 1 tsp	2 Tbsp 2 tsp	3 Tbsp 2 tsp	1/3 Cup		Add Herbs to Vinaigrette. *Chill <40F. Stir before using.
Garlic, Whole Fresh	1 Tbsp 2 tsp	3 Tbsp	1/4 Cup	1/3 Cup	Minced	

Sauce Vinaigrette (Vinaigrette)

	INGREDIENTS	SERVINGS 25	SERVINGS 50	SERVINGS 75	SERVINGS 100	INGREDIENT PREP	PREPARATION STEP
	Chives, Dry	1 Tbsp 1 tsp	2 Tbsp 2 tsp	3 Tbsp 2 tsp	1/3 Cup		
5							CCP -- Maintain <40F/4C; discard unused product.
6							NOTES: Fresh Herbs may be substituted for dry. 1 Tbsp fresh = 1 tsp dry.

Meatballs Swedish w/Sauce (Swedish Meatballs)

COOK TIME	COOK TEMP	COOK-END TEMP	COOK METHOD	SERVING SIZE	ALLERGENS
60 Min	325.0 °F	160 °F	Bake	3 each	☐Contains: Potatoes, AllergenWheat, Beef, Onion, Garlic, AllergenMilk

NUTRIENTS PER SERVING						
CALORIES	CARBOHYDRATES		PROTEIN	TOTAL FAT	CALCIUM	SODIUM
290 kcal	17 g		18 g	17 g	125 mg	350 mg

INGREDIENTS	SERVINGS 25	SERVINGS 50	SERVINGS 75	SERVINGS 100	INGREDIENT PREP	PREPARATION STEP
1						WASH HANDS before beginning preparation & SANITIZE surfaces & equipment.
2	Bread White 1 lb	2 lb	3 lb	4 lb		Soak bread in milk for 1 hr.
	Milk, 2% Bulk 2 Cup	1 Qt	1 1/2 Qt	2 Qt		
3	Beef, Ground 80-85/20-15 Raw 6 lb	12 lb	18 lb	24 lb		Combine meat, potatoes, onion and seasonings in mixer bowl. Refrigerate until ready to cook.
	Potato, Russet/Baking Fresh 8 Oz	1 lb	1 lb 8 Oz	2 lb	Grated Fine	
	Onion, Yellow 1/4 Cup	1/2 Cup	3/4 Cup	1 Cup	Chopped Fine	
	Garlic, Powder 3/4 tsp	1 1/2 tsp	2 1/4 tsp	1 Tbsp		
4						Make Meatballs: Add bread to meat mixture. Mix to blend, do not overmix. Working 1/4 cup at a time, shape meat-bread mixture into balls. Place on baking pan(s) in a single layer. Bake 400F/204C to brown. Transfer to steamtable pans, reserving drippings.

Meatballs Swedish w/Sauce (Swedish Meatballs)

	INGREDIENTS	SERVINGS 25	SERVINGS 50	SERVINGS 75	SERVINGS 100	INGREDIENT PREP	PREPARATION STEP
5	Salt, Iodized	2.0 tsp	1 Tbsp 1 tsp	1 Tbsp 3 tsp	2 Tbsp 2 tsp		Gravy: Whisk flour into meat drippings and blend. Add salt and pepper. Add milk gradually, stirring constantly. Cook until smooth and thickened.
	Pepper, Black Ground	1 tsp	2 tsp	1 Tbsp	1 Tbsp 1 tsp		
	Flour, All Purpose	3/4 Cup	1 1/2 Cup	2 1/4 Cup	3 Cup		
	Milk, 2% Bulk	1 Qt	2 Qt	3 Qt	1 Gal		
6							Pour gravy over meatballs. Bake at 325F/162C, approximately 1 hr.
7							For Ground Meat (Beef, Pork, Veal, Lamb) and Meat Mixtures: Cook to internal temp of 160F/71C held for 3 minutes.
8							CCP -- Maintain: Product held at >135F/57C Temperature should be taken every 2 hours during holding. *Maintaining at the proper temperature will present no food safety issue; long hot holding times can affect food quality.
9							CCP -- Cool: Product must reach 135F/57C to 70F/21C within 2 hrs and 70F/21C to 40F/4C within 4 hrs.
10							CCP -- Reheat: To internal temperature of 165F/74C held for at least 15 seconds.

Rice Brown Pilaf (Brown Rice Pilaf)

COOK TIME	SERVING UTENSIL	SERVING SIZE	ALLERGENS
40 Min	#8 scoop	1 #8 sc.	☐Contains: Rice, Onion, Garlic, Chicken, Corn

NUTRIENTS PER SERVING					
CALORIES	CARBOHYDRATES	PROTEIN	TOTAL FAT	CALCIUM	SODIUM
120 kcal	25 g	3 g	1 g	20 mg	10 mg

INGREDIENTS	SERVINGS 25	SERVINGS 50	SERVINGS 75	SERVINGS 100	INGREDIENT PREP	PREPARATION STEP
1 Rice, Brown Raw	3 1/4 Cup	1 3/4 Qt	2 1/2 Qt	3 1/4 Qt		WASH HANDS before beginning preparation & SANITIZE surfaces & equipment.
Rice, White Parboiled	3/4 Cup	1 2/3 Cup	2 1/2 Cup	3 1/4 Cup		
Water, Tap	2 Qt	1 Gal	1 Gal 3 Cup	2 Gal		Place rice in steamtable pans.
2 Base, Chicken Paste LS G-F	1 Tbsp 2 tsp	3 Tbsp 1 tsp	1/3 Cup	1/3 Cup		
Pepper, Black Ground	1/8 tsp	1/4 tsp	1/2 tsp	1/2 tsp		
Onion, Yellow	2 Tbsp 2 tsp	1/3 Cup	1/2 Cup	2/3 Cup	Chopped	Bring chicken base, water, pepper and onions to a boil.
3						

Rice Brown Pilaf (Brown Rice Pilaf)

	INGREDIENTS	SERVINGS 25	SERVINGS 50	SERVINGS 75	SERVINGS 100	INGREDIENT PREP	PREPARATION STEP
4							Add 2.25qt. of hot stock mixture to each pan. Cover with foil or metal lid and bake at 350F/176C for 40 minutes.
5							CCP -- Maintain: Product held at >135F/57C Temperature should be taken every 2 hours during holding. *Maintaining at the proper temperature will present no food safety issue; long hot holding times can affect food quality.
6							Discard unused product.

Vegetable Mix Riviera f/Frz (Riviera Blend Vegetables)

COOK TEMP	COOK METHOD	SERVING SIZE	ALLERGENS
0.0 °F	Steam	1/2 Cup	☐Contains: Carrots, AllergenSoy, AllergenMilk

NUTRIENTS PER SERVING					
CALORIES	CARBOHYDRATES	PROTEIN	TOTAL FAT	CALCIUM	SODIUM
50 kcal	5 g	2 g	2 g	30 mg	35 mg

INGREDIENTS	SERVINGS 25	SERVINGS 50	SERVINGS 75	SERVINGS 100	PREPARATION STEP
1 Vegetable Mix, Riviera Frz	5 lb	10 lb	15 lb	20 lb	WASH HANDS before beginning preparation & SANITIZE surfaces & equipment.
Margarine, Solids	1/4 Cup	1/2 Cup	3/4 Cup	1 Cup	
Parsley, Dried	1 1/2 tsp	1 Tbsp	1 Tbsp 2 tsp	2 Tbsp	
2					Steam or boil Vegetables until tender. Add Seasoning and mix well.
3					CCP -- Maintain: Product held at >135F/57C Temperature should be taken every 2 hours during holding. *Maintaining at the proper temperature will present no food safety issue; long hot holding times can affect food quality.
4					CCP -- Cool: Product must reach 135F/57C to 70F/21C within 2 hrs and 70F/21C to 40F/4C within 4 hrs.
5					CCP -- Reheat: To internal temperature of 165F/74C held for at least 15 seconds.

Apple Scalloped Hmd f/Frz (Scalloped Apples)

COOK METHOD	SERVING SIZE	ALLERGENS
Cook	1/2 Cup	☐Contains: Cinnamon, AllergenMilk, Apples, AllergenSoy

NUTRIENTS PER SERVING					
CALORIES	CARBOHYDRATES	PROTEIN	TOTAL FAT	CALCIUM	SODIUM
90 kcal	15 g	0 g	4 g	10 mg	60 mg

INGREDIENTS	SERVINGS 25	SERVINGS 50	SERVINGS 75	SERVINGS 100	PREPARATION STEP
1					WASH HANDS before beginning preparation & SANITIZE surfaces & equipment.
2					Combine undrained fruit and seasonings. Cook off 3/4 Liquid and apples until tenser or minimum internal temp of >135F/57C held for 15sec.
Salt, Iodized	1/4 tsp	1/2 tsp	3/4 tsp	1 tsp	
Cinnamon, Ground	1 1/2 tsp	1 Tbsp	1 Tbsp 2 tsp	2 Tbsp	
Margarine, Solids	1/2 Cup	1 Cup	1 1/2 Cup	2 Cup	
Apple Slices, Frz	3 1/2 Qt	1 Gal 5 Cup	2 Gal 4 Cup	3 Gal 3 Cup	
Sugar, Granulated Bulk	3/4 Cup	1 1/2 Cup	2 1/4 Cup	3 Cup	
3					CCP -- Maintain: Product held at >135F/57C Temperature should be taken every 2 hours during holding. *Maintaining at the proper temperature will present no food safety issue; long hot holding times can affect food quality.

Apple Scalloped Hmd f/Frz (Scalloped Apples)

	INGREDIENTS	SERVINGS 25	SERVINGS 50	SERVINGS 75	SERVINGS 100	PREPARATION STEP
4						Optional: To serve cool, maintain <40F/4C.
5						NOTES: Can add thin slices of lemon. Peaches/pears may be substituted for apples.

Milk 1% 8 flz PC (1% Milk)

SERVING SIZE	ALLERGENS
8 fl. oz	<input type="checkbox"/> Contains: AllergenMilk

NUTRIENTS PER SERVING					
CALORIES	CARBOHYDRATES	PROTEIN	TOTAL FAT	CALCIUM	SODIUM
100 kcal	13 g	9 g	2.5 g	350 mg	110 mg

INGREDIENTS	SERVINGS 25	SERVINGS 50	SERVINGS 75	SERVINGS 100	PREPARATION STEP
1					WASH HANDS before beginning preparation & SANITIZE surfaces & equipment.
2					Portion according to serving size.
3					CCP -- Maintain <40F/4C.
4					Discard unused product.

Liver & Onions (Liver & Onions)

COOK TIME	COOK-END TEMP	COOK METHOD	SERVING SIZE	ALLERGENS
15 Min	145 °F	Grill	3 Oz	☐Contains: Onion, Beef, AllergenWheat, Garlic

NUTRIENTS PER SERVING						
CALORIES	CARBOHYDRATES	PROTEIN	TOTAL FAT	CALCIUM	SODIUM	
300 kcal	18 g	27 g	13 g	30 mg	360 mg	

INGREDIENTS	SERVINGS 25	SERVINGS 50	SERVINGS 75	SERVINGS 100	INGREDIENT PREP	PREPARATION STEP
1						WASH HANDS before beginning preparation & SANITIZE surfaces & equipment.
2	Flour, All Purpose	2 Cup	1 Qt	1 1/2 Qt	2 Qt	Mix seasonings with flour.
	Salt, Iodized	1 Tbsp	2 Tbsp	3 Tbsp	1/4 Cup	
	Pepper, Black Ground	1 Tbsp	2 Tbsp	3 Tbsp	1/4 Cup	
	Garlic, Powder	1 3/4 tsp	1 Tbsp	1 Tbsp 2 tsp	2 Tbsp 1 tsp	
3	Liver, Beef Raw	25 slice	50 slice	75 slice	100 slice	Dredge liver in seasoned flour. Chill until ready to grill.
4	Oil, Vegetable	1 Cup	2 Cup	3 Cup	1 Qt	Oil grill; grill liver slices.
5	Onion, Yellow	3 lb	6 lb	9 lb	12 lb	Sliced Thin Grill sliced onions until tender. Serve grilled onions over liver.

Liver & Onions (Liver & Onions)

	INGREDIENTS	SERVINGS 25	SERVINGS 50	SERVINGS 75	SERVINGS 100	INGREDIENT PREP	PREPARATION STEP
6							For Fresh Beef, Veal, and Lamb Cuts (Steaks, Roasts, Chops): Cook to internal temp of 145F/63C held for 15 sec.
7							CCP -- Maintain: Product held at >135F/57C Temperature should be taken every 2 hours during holding. *Maintaining at the proper temperature will present no food safety issue; long hot holding times can affect food quality.
8							Discard unused product.

Potato Mashed f/Inst Granules (Mashed Potatoes)

COOK METHOD	SERVING SIZE	ALLERGENS
Make	1/2 Cup	☐Contains: Potatoes, AllergenMilk, AllergenSoy

NUTRIENTS PER SERVING					
CALORIES	CARBOHYDRATES	PROTEIN	TOTAL FAT	CALCIUM	SODIUM
110 kcal	24 g	3 g	1.5 g	20 mg	125 mg


INGREDIENTS	SERVINGS 25	SERVINGS 50	SERVINGS 75	SERVINGS 100	INGREDIENT PREP	PREPARATION STEP
1 Water, Tap	1 3/4 Qt	3 1/2 Qt	1 Gal 2 Cup	1 Gal 5 Cup	Boiled	WASH HANDS before beginning preparation. SANITIZE surfaces & equipment. Heat Water to boil.
2 Potato, Mashed Granules Milk Free	1 lb 8 Oz	3 lb	4 lb 8 Oz	6 lb		Add Potato Flakes. Stir constantly using wire whip.
3 Margarine, Solids	1.5 Oz	2.5 Oz	4 Oz	5 Oz		Add Seasonings.
Salt, Iodized	1 tsp	2 tsp	1 Tbsp	1 Tbsp 1 tsp		
4						CCP -- Maintain >140F for only 4 hrs.
5						.CCP -- Cool: Product must reach 140F to 70F within 2 hrs and 70F to 40F within 4 hrs.
6						CCP -- Reheat: To internal temp of 165F held 15 sec within 1 hr - one time only.

Greens Mixed/Veg Base f/Frz (Steamed Buttered Greens)

COOK METHOD	SERVING SIZE	ALLERGENS
Steam	1/2 Cup	☐Contains: AllergenSoy, Celery, Garlic, Onion, Tomato, AllergenMilk, Carrots, Corn

NUTRIENTS PER SERVING					
CALORIES	CARBOHYDRATES	PROTEIN	TOTAL FAT	CALCIUM	SODIUM
40 kcal	4 g	3 g	2 g	125 mg	35 mg

INGREDIENTS	SERVINGS 25	SERVINGS 50	SERVINGS 75	SERVINGS 100	PREPARATION STEP
1					WASH HANDS before beginning preparation & SANITIZE surfaces & equipment.
2	Greens, Mustard Frz 2 lb 8 Oz	5 lb	7 lb 8 Oz	10 lb	Steam Vegetables until tender.
	Greens, Turnip Frz 2 lb 8 Oz	5 lb	7 lb 8 Oz	10 lb	
3	Margarine, Solids 1/4 Cup	1/2 Cup	3/4 Cup	1 Cup	Add Margarine and Seasonings.
	Base, Vegetable Paste LS G-F 1 1/2 tsp	1 Tbsp	1 Tbsp 2 tsp	2 Tbsp	
4					CCP -- Maintain: Product held at >135F/57C Temperature should be taken every 2 hours during holding. *Maintaining at the proper temperature will present no food safety issue; long hot holding times can affect food quality.
5					CCP -- Cool: Product must reach 135F/57C to 70F/21C within 2 hrs and 70F/21C to 40F/4C within 4 hrs.
6					CCP -- Reheat: To internal temperature of 165F/74C held for at least 15 seconds.



Banana Whole Fresh (Banana)

SERVING SIZE	ALLERGENS
1 each	<input type="checkbox"/> Contains: Bananas

NUTRIENTS PER SERVING					
CALORIES	CARBOHYDRATES	PROTEIN	TOTAL FAT	CALCIUM	SODIUM
100 kcal	26 g	2 g	0 g	10 mg	5 mg

INGREDIENTS	SERVINGS 25	SERVINGS 50	SERVINGS 75	SERVINGS 100	PREPARATION STEP
1					WASH HANDS before beginning preparation & SANITIZE surfaces & equipment.
2					Portion according to serving size.
3					Discard unused product.

Milk 1% 8 flz PC (1% Milk)

SERVING SIZE	ALLERGENS
8 fl. oz	<input type="checkbox"/> Contains: AllergenMilk

NUTRIENTS PER SERVING					
CALORIES	CARBOHYDRATES	PROTEIN	TOTAL FAT	CALCIUM	SODIUM
100 kcal	13 g	9 g	2.5 g	350 mg	110 mg

INGREDIENTS	SERVINGS 25	SERVINGS 50	SERVINGS 75	SERVINGS 100	PREPARATION STEP
1					WASH HANDS before beginning preparation & SANITIZE surfaces & equipment.
2					Portion according to serving size.
3					CCP -- Maintain <40F/4C.
4					Discard unused product.

Berries Mixed Fresh w/Whip Topping (Fresh Berries w/Whip Topping)

SERVING SIZE	ALLERGENS
1 Cup	☐Contains: Strawberry, AllergenSoy, Blueberry, Raspberry

NUTRIENTS PER SERVING					
CALORIES	CARBOHYDRATES	PROTEIN	TOTAL FAT	CALCIUM	SODIUM
80 kcal	14 g	2 g	3.5 g	20 mg	10 mg

INGREDIENTS	SERVINGS 25	SERVINGS 50	SERVINGS 75	SERVINGS 100	PREPARATION STEP
1 Blueberries, Fresh	1 lb 14 Oz	3 lb 12 Oz	5 lb 10 Oz	7 lb 8 Oz	WASH HANDS before beginning preparation & SANITIZE surfaces & equipment.
2 Strawberries, Fresh	1 lb 14 Oz	3 lb 12 Oz	5 lb 10 Oz	7 lb 8 Oz	WASH ALL PRODUCE under cool, running water. Drain well. Wash blueberries the day of service. Do not prep in advance.
3 Raspberries, Red Fresh	1 lb 14 Oz	3 lb 12 Oz	5 lb 10 Oz	7 lb 8 Oz	Remove tops and hulls from strawberries and cut into quarters.
3 Topping, Whip Non-Dairy Bag Frz	12 Oz	1 lb 8 Oz	2 lb 3 Oz	2 lb 15 Oz	
4					Mix all berries together and portion into 4z tulip cups and top with a dollop of whipped cream on top.
5					CCP -- Maintain <40F/4C; discard unused product.

Chicken Salad Stuffed Tomato (Chicken Salad Stuffed Tomato)

COOK METHOD	SERVING SIZE	ALLERGENS
Chill	12 Oz	☐Contains: Tomato, Cucumber, AllergenSulphites, Carrots, Lemon, Chicken, AllergenEggs, Celery, AllergenWheat, AllergenMilk, Citrus, AllergenSoy

NUTRIENTS PER SERVING					
CALORIES	CARBOHYDRATES	PROTEIN	TOTAL FAT	CALCIUM	SODIUM
290 kcal	11 g	21 g	19 g	75 mg	210 mg

INGREDIENTS	SERVINGS 25	SERVINGS 50	SERVINGS 75	SERVINGS 100	INGREDIENT PREP	PREPARATION STEP
1 Tomato, Fresh	25 each	50 each	75 each	100 each		WASH HANDS before beginning preparation & SANITIZE surfaces & equipment. Prepare Chicken Salad per separate recipe.
2 Lettuce, Green Leaf	1 lb 8 Oz	3 lb	4 lb 8 Oz	6 lb	Trimmed	Cut tomatoes into 8 wedges 3/4 of the way through from the core end leaving the bottom of the tomato intact. Gently open the wedges of the tomato to allow for the salad to be stuffed inside.
2 Cucumber, Fresh	1 lb 10 Oz	3 lb 4 Oz	4 lb 14 Oz	6 lb 8 Oz	Sliced 1/4" Halved	
2 Carrot, Baby Whole Fresh	1 lb 12 Oz	3 lb 8 Oz	5 lb 4 Oz	7 lb		
3 Chicken Salad w/Egg & Celery	6 lb 4 Oz	12 lb 8 Oz	18 lb 12 Oz	25 lb		Arrange 1-2 lettuce leaves on plate as a base. Place a tomato in the center of the plate. Place 1 #8 scoop of Chicken Salad in center of tomato. Garnish with 1.5 oz. of carrots & 1.5 oz. of cucumber.
4						CCP -- Maintain <40F/4C.

Chicken Salad w/Egg & Celery (Chicken Salad)

COOK TEMP	COOK METHOD	SERVING SIZE	ALLERGENS
0.0 °F	Chill	1/2 Cup	☐Contains: AllergenSulphites, Lemon, AllergenEggs, Celery, AllergenSoy, Chicken, Citrus, Tomato

NUTRIENTS PER SERVING					
CALORIES	CARBOHYDRATES	PROTEIN	TOTAL FAT	CALCIUM	SODIUM
190 kcal	2 g	15 g	14 g	20 mg	135 mg

INGREDIENTS	SERVINGS 25	SERVINGS 50	SERVINGS 75	SERVINGS 100	INGREDIENT PREP	PREPARATION STEP	
1						WASH HANDS before beginning preparation & SANITIZE surfaces & equipment.	
2	Egg Boiled Hard Whole RTS	5.26 each	10.53 each	15.79 each	21.05 each	Diced	Combine all ingredients. Toss well. *Chill in refrigerator. Maintain Eggs <40F.
	Mayonnaise, Bulk	1 1/4 Cup	2 1/2 Cup	3 3/4 Cup	1 1/4 Qt		
3	Chicken, Meat Pulled Ckd	2 lb 9 Oz	5 lb 2 Oz	7 lb 11 Oz	10 lb 4 Oz		CCP -- Maintain <40F/4C; discard unused product.
	Celery, Fresh	14 Oz	1 lb 12 Oz	2 lb 10 Oz	3 lb 8 Oz	Diced	
	Dressing, French Bulk	1/3 Cup	2/3 Cup	1 Cup	1 1/3 Cup		
	Pepper, White	1/4 tsp	3/4 tsp	1 tsp	1 1/4 tsp		
	Juice, Lemon RTS	3 tsp	1 Tbsp 2 tsp	2 Tbsp 2 tsp	3 Tbsp 2 tsp		

Bread Banana Whole Grain PC (Whole Grain Banana Bread)

SERVING SIZE		ALLERGENS	
1 each		☐Contains: AllergenWheat, Bananas, AllergenEggs, AllergenMilk, AllergenSoy	

NUTRIENTS PER SERVING					
CALORIES	CARBOHYDRATES	PROTEIN	TOTAL FAT	CALCIUM	SODIUM
180 kcal	31 g	3 g	6 g	20 mg	180 mg

INGREDIENTS	SERVINGS 25	SERVINGS 50	SERVINGS 75	SERVINGS 100	PREPARATION STEP
1					WASH HANDS before beginning preparation & SANITIZE surfaces & equipment.
2					Prepare product as per package instructions.
3					Portion according to serving size.
4					CCP -- Maintain <40F/4C.
5					Discard unused product.

Milk 1% 8 flz PC (1% Milk)

SERVING SIZE	ALLERGENS
8 fl. oz	<input type="checkbox"/> Contains: AllergenMilk

NUTRIENTS PER SERVING					
CALORIES	CARBOHYDRATES	PROTEIN	TOTAL FAT	CALCIUM	SODIUM
100 kcal	13 g	9 g	2.5 g	350 mg	110 mg

INGREDIENTS	SERVINGS 25	SERVINGS 50	SERVINGS 75	SERVINGS 100	PREPARATION STEP
1					WASH HANDS before beginning preparation & SANITIZE surfaces & equipment.
2					Portion according to serving size.
3					CCP -- Maintain <40F/4C.
4					Discard unused product.

Meatloaf No Sauce (Meatloaf)

COOK TIME	COOK TEMP	COOK-END TEMP	COOK METHOD	SERVING SIZE	ALLERGENS
90 Min	325.0 °F	160 °F	Bake	3 Oz	☐Contains: Beef, Garlic, AllergenEggs, AllergenWheat, AllergenMilk, Onion

NUTRIENTS PER SERVING					
CALORIES	CARBOHYDRATES	PROTEIN	TOTAL FAT	CALCIUM	SODIUM
240 kcal	5 g	16 g	17 g	75 mg	160 mg

INGREDIENTS	SERVINGS 25	SERVINGS 50	SERVINGS 75	SERVINGS 100	INGREDIENT PREP	PREPARATION STEP
1						WASH HANDS before beginning preparation & SANITIZE surfaces & equipment.
Onion, Yellow	1/4 Cup	1/2 Cup	3/4 Cup	1 Cup	Chopped Fine	Combine ingredients and mix on low speed until blended. Do not over mix.
Bread White	6 slice	12 slice	18 slice	24 slice	Day-Old Cubes	
Beef, Ground 80-85/20-15 Raw	6 lb	12 lb	18 lb	24 lb		
2 Egg, Liquid Frz	1 Cup	2 Cup	3 Cup	1 Qt		
Milk, 2% Bulk	2 Cup	1 Qt	1 1/2 Qt	2 Qt		
Salt, Iodized	1/2 tsp	1 tsp	1 1/2 tsp	2 tsp		
Pepper, Black Ground	1 tsp	2 tsp	1 Tbsp	1 Tbsp 1 tsp		
Garlic, Powder	1 tsp	2 tsp	1 Tbsp	1 Tbsp 1 tsp		

Meatloaf No Sauce (Meatloaf)

	INGREDIENTS	SERVINGS 25	SERVINGS 50	SERVINGS 75	SERVINGS 100	INGREDIENT PREP	PREPARATION STEP
	Paprika	1 tsp	2 tsp	1 Tbsp	1 Tbsp 1 tsp		
	Parsley, Dried	1/2 tsp	1 tsp	1 1/2 tsp	2 tsp		
3							Press mixture into loaf pans, or form loaves on 18x26" baking sheet 22" long and 4" wide. Chill until ready to cook.
4							For Ground Meat (Beef, Pork, Veal, Lamb) and Meat Mixtures: Cook to internal temp of 160F/71C held for 3 minutes.
5							Drain fat. Let stand a few minutes before slicing. Portion into 3 oz pieces.
6							CCP -- Maintain: Product held at >135F/57C Temperature should be taken every 2 hours during holding. *Maintaining at the proper temperature will present no food safety issue; long hot holding times can affect food quality.
7							CCP -- Cool: Product must reach 135F/57C to 70F/21C within 2 hrs and 70F/21C to 40F/4C within 4 hrs.
8							CCP -- Reheat: To internal temperature of 165F/74C held for at least 15 seconds.
9							Note: 2 cups frozen egg product = 10 shell eggs.

Potato Mashed f/Inst Granules (Mashed Potatoes)

COOK METHOD	SERVING SIZE	ALLERGENS
Make	1/2 Cup	☐Contains: Potatoes, AllergenMilk, AllergenSoy

NUTRIENTS PER SERVING					
CALORIES	CARBOHYDRATES	PROTEIN	TOTAL FAT	CALCIUM	SODIUM
110 kcal	24 g	3 g	1.5 g	20 mg	125 mg

INGREDIENTS	SERVINGS 25	SERVINGS 50	SERVINGS 75	SERVINGS 100	INGREDIENT PREP	PREPARATION STEP
1 Water, Tap	1 3/4 Qt	3 1/2 Qt	1 Gal 2 Cup	1 Gal 5 Cup	Boiled	WASH HANDS before beginning preparation. SANITIZE surfaces & equipment. Heat Water to boil.
2 Potato, Mashed Granules Milk Free	1 lb 8 Oz	3 lb	4 lb 8 Oz	6 lb		Add Potato Flakes. Stir constantly using wire whip.
3 Margarine, Solids	1.5 Oz	2.5 Oz	4 Oz	5 Oz		Add Seasonings.
3 Salt, Iodized	1 tsp	2 tsp	1 Tbsp	1 Tbsp 1 tsp		
4						CCP -- Maintain >140F for only 4 hrs.
5						.CCP -- Cool: Product must reach 140F to 70F within 2 hrs and 70F to 40F within 4 hrs.
6						CCP -- Reheat: To internal temp of 165F held 15 sec within 1 hr - one time only.

Spinach & Kale Saute f/Fresh (Sauteed Greens & Garlic)

COOK TIME	COOK METHOD	SERVING SIZE	ALLERGENS
15 Min	Saute	1/2 Cup	☐Contains: Garlic, Spinach

NUTRIENTS PER SERVING					
CALORIES	CARBOHYDRATES	PROTEIN	TOTAL FAT	CALCIUM	SODIUM
40 kcal	5 g	4 g	2 g	175 mg	220 mg

INGREDIENTS	SERVINGS 25	SERVINGS 50	SERVINGS 75	SERVINGS 100	INGREDIENT PREP	PREPARATION STEP	
1						WASH HANDS before beginning preparation & SANITIZE surfaces & equipment.	
2	Oil, Vegetable	2 Tbsp	1/4 Cup	1/3 Cup	1/2 Cup	Saute Garlic, in Oil over medium heat. DO NOT brown.	
	Garlic, Whole Fresh	2 tsp	1 Tbsp 2 tsp	2 Tbsp 1 tsp	3 Tbsp		Minced
3	Spinach, Fresh	4 lb	8 lb	12 lb	16 lb	Add Spinach & Kale; saute just until tender. Season with Salt & Pepper.	
	Kale, Fresh	2 lb	4 lb	6 lb	8 lb		Chopped
	Salt, Iodized	1 1/2 tsp	1 Tbsp	1 Tbsp 2 tsp	2 Tbsp		
	Pepper, Black Ground	1 tsp	2 tsp	1 Tbsp	1 Tbsp 1 tsp		

Spinach & Kale Saute f/Fresh (Sauteed Greens & Garlic)

	INGREDIENTS	SERVINGS 25	SERVINGS 50	SERVINGS 75	SERVINGS 100	INGREDIENT PREP	PREPARATION STEP
4							CCP -- Maintain: Product held at >135F/57C Temperature should be taken every 2 hours during holding. *Maintaining at the proper temperature will present no food safety issue; long hot holding times can affect food quality.
5							CCP -- Cool: Product must reach 135F/57C to 70F/21C within 2 hrs and 70F/21C to 40F/4C within 4 hrs.
6							CCP -- Reheat: To internal temperature of 165F/74C held for at least 15 seconds.

Kiwi & Strawberries f/Fresh (Kiwi & Strawberries)

COOK METHOD	SERVING SIZE	ALLERGENS
Chill	1/2 Cup	<input type="checkbox"/> Contains: Strawberry

NUTRIENTS PER SERVING					
CALORIES	CARBOHYDRATES	PROTEIN	TOTAL FAT	CALCIUM	SODIUM
40 kcal	10 g	1 g	0 g	30 mg	5 mg

INGREDIENTS	SERVINGS 25	SERVINGS 50	SERVINGS 75	SERVINGS 100	PREPARATION STEP
1 Kiwi, Medium Fresh	15.63 each	31.25 each	46.88 each	62.5 each	WASH HANDS before beginning preparation. SANITIZE surfaces & equipment. Wash Strawberries and drain. Remove stem. Slice Strawberries. Peel and slice Kiwi. Combine fruit to serve.
Strawberries, Fresh	1 1/2 Qt	3 1/8 Qt	1 Gal 1 Cup	1 Gal 4 Cup	
2					CCP - Maintain <40F.

Gravy Brown f/Mix (Brown Gravy)

COOK METHOD	SERVING SIZE	ALLERGENS
Boil	2 fl. oz	☐Contains: AllergenWheat, AllergenSoy, AllergenMilk

NUTRIENTS PER SERVING					
CALORIES	CARBOHYDRATES	PROTEIN	TOTAL FAT	CALCIUM	SODIUM
20 kcal	4 g	1 g	0.5 g	10 mg	300 mg

INGREDIENTS	SERVINGS 25	SERVINGS 50	SERVINGS 75	SERVINGS 100	PREPARATION STEP	
1					WASH HANDS before beginning preparation & SANITIZE surfaces & equipment.	
2	Gravy Mix, Brown Dry	5.5 Oz	11 Oz	1 lb 0 Oz	1 lb 6 Oz	Follow package directions for preparation. Heat until product reaches 165F/74C held for 15 sec.
	Water, Tap	1 1/2 Qt	3 1/8 Qt	1 Gal 1 Cup	1 Gal 4 Cup	
3					CCP -- Maintain: Product held at >135F/57C Temperature should be taken every 2 hours during holding. *Maintaining at the proper temperature will present no food safety issue; long hot holding times can affect food quality.	
4					CCP -- Cool: Product must reach 135F/57C to 70F/21C within 2 hrs and 70F/21C to 40F/4C within 4 hrs.	
5					CCP -- Reheat: To internal temperature of 165F/74C held for at least 15 seconds.	

Milk 1% 8 flz PC (1% Milk)

SERVING SIZE	ALLERGENS
8 fl. oz	<input type="checkbox"/> Contains: AllergenMilk

NUTRIENTS PER SERVING					
CALORIES	CARBOHYDRATES	PROTEIN	TOTAL FAT	CALCIUM	SODIUM
100 kcal	13 g	9 g	2.5 g	350 mg	110 mg

INGREDIENTS	SERVINGS 25	SERVINGS 50	SERVINGS 75	SERVINGS 100	PREPARATION STEP
1					WASH HANDS before beginning preparation & SANITIZE surfaces & equipment.
2					Portion according to serving size.
3					CCP -- Maintain <40F/4C.
4					Discard unused product.



MEAL PATTERNS

Standard meal patterns have been provided as a guide showing food components, serving sizes and minimum servings per meal needed to meet general nutritional guidelines for Older Americans.

If an adjustment is made to a meal, it is important to make sure all components in the standard meal pattern are served. Appropriate substitutions for food components can be found on the substitution lists.

Standard Breakfast Meal Pattern

Food components	Serving Size	Minimum Servings per meal
Milk, fluid: Low-fat (1%) or fat-free milk, unflavored or flavored	8 fl oz	1 serving
Meat/meat alternates Lean meat, poultry, or fish	1 oz	1 serving
Cheese	1 oz	
Cottage cheese	¼ cup	
Egg, large	1 each	
Cooked dry beans or peas	¼ cup	
Peanut butter, soy nut butter, or other nut or seed butters	2 TBSP	
Yogurt or soy yogurt, plain or flavored	4 oz or ½ cup	
Fruit (Fresh or packed in juice)	½ c or 1 small piece	1 serving
Grains	1 oz	2 servings
Whole grain rich (WGR) or enriched bread or bread product, e.g., biscuit, roll, or muffin	1 slice bread= 1oz 1 small roll= 1oz	
WGR, enriched or fortified cooked breakfast cereal	½ cup	
WGR, enriched, or fortified ready-to-eat (RTE) breakfast cereal (dry, cold)	1 cup	

Based on USDA Child and Adult Care Food Program 2022

Standard Lunch and Supper Meal Pattern

Food Components	Serving Size	Minimum servings per meal
Milk, fluid: Low-fat (1%) or fat-free milk, unflavored or flavored	8 fl oz	1 serving
Meat/meat alternates Lean meat, poultry, or fish	3 oz	1 serving
Tofu, soy products,	3 oz	
Cheese	2 oz	
Cottage cheese	3/4 cup	
Egg, large	1 each	
Cooked dry beans or peas	¾ cup	
Peanut butter, soy nut butter, or other nut or seed butters	4 TBSP	
Peanuts, soy nuts, tree nuts, or seeds	1 1/2 oz	
Yogurt or soy yogurt, plain or flavored	8 oz or 1 cup	
Vegetables	½ cup	2 servings
Fruits	½ cup or 1 small piece	1 serving
Grains	1 oz	2 servings
Whole grain rich (WGR) or enriched bread or bread product, e.g., biscuit, roll, or muffin	1 slice bread or 1 small roll	
WGR, pasta or rice	½ cup pasta ½ cup rice	



CARBOHYDRATE CONTENT

An outline of the typical carbohydrate content of meals has been provided as a resource to answer potential participant questions related to the amount of carbohydrate in the meals served. The amount of carbohydrates per serving is based on the typical meal patterns used for menu planning. Participants who are diabetic may ask for this information. The charts provided include food components, serving sizes, and grams of carbohydrate per serving.

Carbohydrate Content Breakfast

15g= 1 Carbohydrate Exchange

Food components	Serving Size	Carbohydrates per serving
Milk: Low-fat (1%) or fat-free milk, unflavored or flavor	8 fl oz	15 g
Meat/meat alternates Lean meat, poultry, or fish	1 oz	None
Cheese	1 oz	
Cottage cheese	1 oz	
Egg, large	1 each	
Cooked dry beans or peas	N/A	
Peanut butter, soy nut butter, or other nut or seed butters	4 TBSP	
Yogurt or soy yogurt, plain or flavored, unsweetened or sweetened	1 c	
Fruit (Fresh or juice packed)	½ c or 1 small piece	15 g
Grains	2 oz served each meal	30 g
Whole grain rich (WGR) or enriched bread or bread product, e.g., biscuit, roll, or muffin	1 slice bread= 1oz 1 small roll= 1oz	
WGR, enriched or fortified cooked breakfast cereal	1/2c cooked cereal = 1oz	
WGR, enriched, or fortified ready-to-eat (RTE) breakfast cereal (dry, cold)	1 c= 1 oz	
Total Per Meal (average)		60 g= 4 Exchanges

Carbohydrate Content Lunch and Dinner

15g= 1 Carbohydrate Exchange

Food Components	Serving Size	Carbohydrate s per serving
Milk, fluid: Low-fat (1%) or fat-free milk, unflavored or flavored	8 fl oz	15g
Meat/meat alternates Lean meat, poultry, or fish	3 oz	None
Cheese	3 oz	
Cottage cheese	$\frac{3}{4}$ c	
Egg, large	2 each	
Cooked dry beans or peas	$\frac{1}{2}$ c	
Peanut butter, soy nut butter, or other nut or seed butters	4 TBSP	
Yogurt or soy yogurt, plain or flavored, unsweetened or sweetened	1 c	
Vegetables	$\frac{1}{2}$ c	5g
Fruits (Fresh or juice packed)	$\frac{1}{2}$ c or 1 small piece	15g
Grains	2 oz served each meal	30g
WGR or enriched bread or bread product, e.g., biscuit, roll, or muffin	1 slice bread= 1 oz 1 small roll= 1 oz	
WGR, pasta or rice	$\frac{1}{2}$ c pasta= 1 oz $\frac{1}{2}$ c rice= 1 oz	
Total Per Meal (average)		65g= 4 Exchanges



MILK ALTERNATIVES

Milk or milk alternatives are required to meet nutritional needs of older adults as outlined in the Dietary Guidelines for Americans 2020-2025 and to meet Dietary Reference Intakes (DRIs). This reference is provided to clarify food items and serving sizes that meet the dairy requirement.

MILK ALTERNATIVES

The daily dairy recommendation for Older Americans is 3 cups of Dairy (or equivalent). Below is a list of 1 cup dairy equivalents. Reduced fat or low-fat choices are recommended.

Fortified soy milk and yogurt with added calcium, vitamin A, and vitamin D are a part of the Dairy Group. This is because their nutritional content is like dairy milk and yogurt.

Other products sold as “milks” but made from plants like almond, rice, coconut, oat, and hemp “milks” may have calcium. But they are not a part of the Dairy Group because their nutrition content is not like dairy milk and fortified soy milk

Amount that Counts as 1 Serving in the Dairy Group		
MILK	Milk, (1%-2%), white and flavored	8oz
	Milk, (skim), white and flavored	8oz
	Milk, (whole), white and flavored	8oz
	Buttermilk, low-fat	8oz
	Evaporated Milk	4oz
	Soy Milk, Calcium Fortified	8oz
	Dry Milk, Reconstituted	8oz
	Lactose Free Milk	8oz
YOGURT	Yogurt, plain, nonfat	8oz
	Yogurt, plain, low-fat	8oz
	Yogurt, soy, plain	8oz
	Yogurt, Greek, plain, low-fat	8oz
	Yogurt, Greek, plain, nonfat	8oz
CHEESE	Hard cheese (cheddar, mozzarella, swiss, parmesan)	1 ½ oz
	Shredded Cheese	1/3 cup
	Processed Cheese (American)	1 oz
	Ricotta Cheese	½ cup
	Cottage Cheese	2 cups
OTHER	Kefir, plain, low-fat	1 cup



SUBSTITUTION LISTS

Substitution lists are intended to be used in the case where menu adjustments are needed for specific items based on short term product outages or production changes.

SUBSTITUTION LISTS

Substitution lists are intended to be used in the case where menu adjustments are needed for specific items based on short term product outages or production changes.

To ensure substitutions are appropriate and meet the nutritional needs of participants served please follow these general guidelines:

- Milk should be low-fat (1%) or fat-free, unflavored is recommended.
- Vegetable servings include fresh, frozen, canned, rehydrated, or pasteurized 100 percent full-strength vegetable juice.
- The sodium content of vegetables can be reduced by serving fresh, frozen or no added salt products.
- A serving of cooked vegetables must be drained.
- Serving a variety of colors of vegetables throughout the week increases the nutritional value of meals served.
- Fruit Juice must be 100% juice to count as a fruit serving.
- Canned fruit is recommended purchased in extra light syrup. Light syrup, water or juice are also acceptable.
- The choice of fruit served should be adjusted based on service delivery style. For home delivered meals whole fruits may be preferred over fruits such as apple slices.
- Grain substitutions should be Whole Grain Rich products (whole grains, enriched grains, bran, and germ).
- Low sugar cereals should be used.
- Low sodium, low fat meat choices are recommended.
- Salads should be made with dark green lettuce selections such as romaine, kale, spinach, and spring mix.
- Salad dressing should be reduced calorie.
- Substitutions should be similar cooking methods. For example, substituting chicken for beef in a BBQ recipe is an acceptable substitution. Substituting scalloped potatoes for rosemary potatoes is not an acceptable substitution because the scalloped potatoes are much higher in fat, calories, and sodium.

SUBSTITUTION LISTS

BREADS AND STARCHES:

1oz serving.

Please note meal pattern requires 2oz per meal to meet requirements.

WG= Whole Grain Rich

Food Item	1oz Serving
Whole Wheat Bread	1 slice
Rye Bread	1 slice
Oatmeal Bread	1 slice
Raisin Bread	1 slice
Pumpernickel Bread	1 slice
WG Bagel	½ each
WG English Muffin	½ each
WG Hot Dog Bun	½ each
WG Hamburger Bun	½ each
WG Pita 6 inch	1 each
WG Tortilla 6 inch	1 each
WG Roll, small	1 each
WG Breadsticks	1 each
Graham Crackers 2-1/2" square	3 each
Animal Crackers	8 each
WG soda crackers	6 each
WG cooked cereal	½ cup
WG cold cereal	1 cup
WG granola	¼ cup
WG Biscuit 2 ½ inch	1 each
WG Muffin, small 1oz	1 each
WG Pancake 4 inch	2 each
WG Waffle, 4 ½ inch	1 each
Cornbread 2 inch	1 each
Granola Bar	1 each
WG Cooked Pasta	½ cup
WG Cooked Rice	½ cup

SUBSTITUTION LISTS

MEAT AND MEAT ALTERNATES:

Please note lunch meal pattern requires 3oz per meal.

Breakfast pattern requires 1oz per meal to meet requirements.

Food Item	Serving Size
Round Steak	3oz
Sirloin	3oz
Flank Steak	3oz
Beef Tenderloin	3oz
Ground Beef (90 to 95% recommended)	3oz
Chipped Beef	3oz
Pork (tenderloin, roast, chops, cutlets)	3oz
Ground Turkey	3oz
Ground Chicken	3oz
Fresh or Frozen Fish	3oz
Tuna or Salmon (canned in water)	3oz
Crab, Lobster, Scallops, Shrimp, Clams	3oz
Cottage Cheese (reduced sodium recommended)	½ cup
Reduced sodium turkey or chicken sausage	3oz
Reduced sodium bacon or turkey bacon	3oz
Chicken (baked, broiled, roasted without skin)	3oz
Turkey (baked, broiled, roasted without skin)	3oz
Reduced sodium lunchmeat	3oz
Egg substitute	3oz
Egg	3 each
Mozzarella Cheese	3oz
Liver (serve rarely due to high cholesterol item)	3oz
Tofu	4oz
Peanut Butter	4 TBSP

SUBSTITUTION LISTS

VEGETABLES

Standard Serving Size:

½ cup cooked

½ cup juice

1 cup raw

Food Item	Good Source Vitamin A	Good Source Vitamin C
Asparagus		
Beans (green, wax, Italian)		
Beets		
Broccoli	X	X
Brussels Sprouts		X
Cooked Cabbage		
Carrots	X	
Cauliflower		X
Egg Plant		
Potatoes		
Yams/Sweet Potatoes	X	
Pumpkin	X	X
Red Peppers	X	X
Collard Greens	X	
Mustard Greens	X	
Turnip Greens	X	X
Cooked Mushrooms		
Okra		
Onions		
Pea Pods		
Green Peppers		X
Rutabaga		
Spinach (1/2c cooked, 1c raw)	X	X
Summer Squash	X	X
Tomato (One Large)		X
Reduced Sodium Tomato Juice		X
Turnip		
Water Chestnuts		
Zucchini (1/2c cooked, 1c raw)		
Raw Cabbage		X
Celery		
Cucumber		
Dark Green Lettuce (Romaine, field greens)	X	X

SUBSTITUTION LISTS

FRUITS

Canned fruit is recommended to be purchased in juice, or extra light syrup.

Light syrup and water are also acceptable.

Food Item- Fresh, Frozen or Canned	Serving Size	Good Source Vitamin A	Good Source Vitamin C
Apple, Raw, 2-inch diameter	1 each		
Applesauce	½ cup		
Apricots, Raw, Medium	4 each	X	
Apricots, Canned	½ cup or 4 halves	X	
Banana, 9 inches long	½ each		
Blackberries, Raw	¾ cup		X
Blueberries, Raw	¾ cup		
Cantaloupe, Cubes	1 cup	X	X
Cherries, Large Raw	12 each		
Cherries, Canned	½ cup		
Fruit Cocktail, Canned	½ cup		
Grapefruit, Medium	½ each		X
Grapefruit, Canned	¾ cup		X
Grapes, Small	15 each		
Honeydew Melon, Cubes	1 cup		X
Kiwi, Large	1 each		
Mandarin Oranges	½ cup		
Mango, Small	½ each	X	
Nectarine, 1 ½ inch	1 each		X
Orange, 2 ½ inch	1 each		X
Papaya	1 cup		X
Peaches, Raw	1 each or ¾ cup	X	
Peaches, Canned	½ cup or 2 halves	X	
Pear, Raw, small	1 each		
Pear, Canned	½ cup or 2 halves		
Pineapple, Raw	¾ cup		X
Pineapple, Canned	½ cup		X
Plum, Raw 2 inch	2 each		

SUBSTITUTION LISTS

FRUITS

Fruit juice must be 100% juice to meet requirements.

Food Item- Fresh, Frozen or Canned	Serving Size	Good Source Vitamin A	Good Source Vitamin C
Raspberries, Raw	1 cup		X
Strawberries, Raw Whole	1 cup		X
Tangerine, 2 ½ in	2 each		X
Watermelon Cubes	1 cup		
Food Item- Juice	Serving Size	Good Source Vitamin A	Good Source Vitamin C
Apple Juice	½ cup		
Apple Cider	½ cup		
Cranberry Juice Cocktail	1/3 cup		
Grapefruit Juice	½ cup		X
Grape Juice	1/3 cup		
Orange Juice	½ cup		X
Pineapple Juice	½ cup		X
Prune Juice	1/3 cup		
Food Item- Dried Fruit	Serving Size	Good Source Vitamin A	Good Source Vitamin C
Apple Rings	4 each		
Apricot, Halves	7 each		
Dates, Medium	10 each		
Figs	10 each		
Prunes, Medium	3 each		
Raisins	2 TBSP		



PRODUCTION GUIDES

Production guides are intended as a resource to help staff cooking and serving to produce and serve foods in portion sizes to meet the menu requirements.

Production Guides

GUIDE TO BAKING PAN YIELDS

PAN	SIZE	YIELD	CUT	USED FOR
Full Sheet or Cake Pan	18 x 26 x 1 18 x 26 x 2	80 - 2 x 2-1/2" pieces (5lb. cake mix)	8 x 10	Cakes, bar cookies, oven baking
Half Sheet Baking Pan	18 x 13 x 1 13-1/2 x 23 x 2	40 - 2 x 2-1/2" pieces 50 - 2 x 2-1/2" pieces	8 x 5 10 x 5	Cakes, bar cookies, oven baking Cakes, gelatin
Baking Pan	11 x 16 x 2	32 - 2 x 2-1/2" pieces	4 x 8	Cakes, gelatin
Loaf Pan	4 x 5 x 2-1/2	10 - 1/2-inch pieces	10	Baked pureed items, quick breads
Loaf Pan	16 x 5 x 4	10 - 1/2-inch pieces	16	Angel food cake, meatloaf, quick breads
Prepared Entrées	96 oz	16 - 6 oz portions	4 x 4	Prepared entrée items

Production Guides

GUIDE TO PORTION CONTROL EQUIPMENT

SPOODLE SIZE	LADLE SIZE	SCOOP SIZE	APPROX.NO. SERVINGS PER QUART	PART OF CUP	NO. OF OUNCES	COMMON USE
6 oz.	6 oz.	No. 6	6	3/4	6 oz.	Soups, casseroles, creamed dishes
4 oz.	4 oz.	No. 8	8	1/2	4 oz.	Mashed potatoes, vegetables, fruits, dressings, potatoes, starches, pureed meat with bread
N/A	N/A	No. 10	10	2/5	3-1/2 oz.	Sandwich fillings. Pureed egg and toast
3 oz.	N/A	No. 12	12	1/3	3 oz.	Salads
2 oz.	2 oz.	No. 16	16	1/4	2 oz.	Meat balls, drop biscuits, muffins, cupcakes
N/A	N/A	No. 20	20	1/5	1-3/4 oz.	Sauces, cookies, drop biscuits
N/A	N/A	No. 24	24	1/8	1-1/2 oz.	Toppings, cookies, drop biscuits
N/A	1 oz.	No. 30	30	2 Tbs.	1 oz.	Gravy, salad dressings, sauces, cookies, toppings
N/A	N/A	No. 40	40	1 Tbs.	1/2 oz.	Cookies, toppings, salad dressings, cranberry sauce

Production Guides

GUIDE TO CAN SIZES

Can Size (Industry term)	Approximate net weight or fluid measure	Approximate cups per can	Number of portions	Principal products
No. 10	6lb-7 lb. 5 oz	12 - 13	25	Institutional size for fruits, vegetables
No. 5 Squat	4 lb-4-1/4 lb.	8	16 - 20	Institutional size for canned fish, sweet potatoes
No. 3 Cyl	46 Fl oz or 51 oz	5-1/4	10 - 12	Fruit and vegetable juices, condensed soups
No. 2-1/2	26 - 30 oz	3-1/2	5 - 7	Fruits, some vegetables
No. 2	18 Fl oz or 20 oz	2-1/2	5	Juices, fruits, ready-to-serve soups
No. 303	1 lb.	2	4	Fruits, vegetables, ready-to-serve soups
No. 300	14 - 16 oz	1-3/4	3 - 4	Some fruits and meat products
No. 1	10-1/2 - 12 oz	1-1/4	2 - 3	Condensed soups
8 oz	8 oz	1	2	Ready-to-serve soups, fruits, vegetables



NOTES

