



NORTH DAKOTA AGING SERVICES

MENUS

Spring/Summer 5 day Lunch 2023

Table of Contents

INTRODUCTION.....	3
MENU OVERVIEW	4
MENU BEST PRACTICE GUIDE.....	5
PRINTING RECOMMENDATIONS.....	6
MENU PACKET	7
WEEKATAGLANCE.....	8
RECIPES PER MENU ORDER.....	12
NUTRIENT ANALYSIS.....	225
MONTHLY NUTRIENT ANALYSIS.....	226
DAILY NUTRIENT ANALYSIS.....	227
ALTERNATE MEALS AND RECIPES.....	247
FALL WINTER ALTERNATE MEALS.....	248
FALL WINTER ALTERNATE MEAL RECIPES.....	250
SPRING SUMMER ALTERNATE MEALS	335
SPRING SUMMERALTERNATE MEAL RECIPES.....	337
<u>APPENDICIES</u>	
MEAL PATTERNS	426
CARBOHYDRATE CONTENT	429
MILK ALTERNATIVES	432
SUBSTITUTION LISTS	435
PRODUCTION GUIDES	441

PLEASE NOTE THAT ALL RECIPES PAGES HAVE THEIR OWN NUMBERING

INTRODUCTION

This menu resource was developed by Dietary Solutions for the North Dakota Department of Health and Human Services, Adult and Aging Services Section under guidelines established by the Older Americans Act (OAA) Nutrition Programs. These menus are designed to be utilized by congregate and home-delivered nutrition program providers to support the goal of reducing hunger and food insecurity, promoting socialization, promoting health and well-being, and delaying adverse health conditions.

Meals approved for this menu provide at least one-third of the recommended Dietary Reference Intakes established by the Food and Nutrition Board of the Institute of Medicine of the National Academy of Sciences and adhere to the 2020-2025 Dietary Guidelines for Americans, issued by the Secretaries of the Departments of Health and Human Services and Agriculture. Adhering to these criteria ensures the meals provided promote good health and meet nutritional needs of the older adults served. Meals are planned to offer a greater variety of vegetables and fruit, whole grains, lean meats/meat alternatives, and low-fat and fat-free dairy while minimizing added sugar and saturated fat. These menus have been created and approved by registered dietitians. Computer-based nutrient analysis has been used to ensure these menus meet nutrient requirements.

These menus are designed to honor preferences of the participants based on feedback solicited from both home-based and congregate meal recipients. Menus are intended to meet ethnic, cultural and food preferences of participants with a focus on the younger 60 plus American while allowing choice in meals served.

Providing healthy meals that are enjoyed and well accepted by the population served are key components of safe and productive living for the Older Americans we serve.

We welcome any feedback including questions, concerns or additional menu and recipe related needs. Contact NDsupport@dietarysolutions.net if we can assist in any way.



MENU OVERVIEW

These menus are based on the 2020-2025 Dietary Guidelines for Americans and Older Americans Act nutrition requirements. Each meal is designed to provide the required 1/3 of the Dietary Reference Intakes (DRIs). This guide details best practices for food purchasing and preparation to ensure the guidelines are met.

Menus Best Practice Guide

Standard Meal Patterns	
ALL MEALS HAVE BEEN EVALUATED NUTRITIONALLY AND MEET REQUIREMENTS OF OAA NUTRITION GUIDELINES	
Meals may be re-ordered as desired throughout the menu cycles	
Substitutions must be a like for like item (ex 1oz WG bread for 1oz WG pasta)	
Desserts are not on the menu frequently. If you choose to provide a small dessert on occasion it is an optional item and above the nutritional requirements for a reimbursable meal	
Beverages	
All meals should offer	8oz milk- to be low-fat (1%) or fat free unflavored
	8oz Coffee or Tea
	8oz Water
Breakfast to include	4oz 100% juice
Fruits	
Canned	Purchase in water or juice (preferred), extra light syrup, or light syrup
Fresh	Fresh fruit may be substituted in place of canned fruit, whole fruit may be used in place of sliced or cubed fruit
Blends	Fruit cups may be substituted for single fruit (Fresh or canned)
Vegetables	
Canned	Purchase with no added salt
Fresh	Local and seasonal fresh vegetables are preferred and may be used in place of canned or frozen
Frozen	Preferred over canned
Blends	Vegetable blends may be substituted for single vegetable or for another vegetable blend
Salads	Should be made with dark green lettuce selections such as romain, kale, spinach and spring mix. Reduced calorie dressings are preferred
Grains	
Portion size	2oz whole grain serving per meal
Products	Bread, cereal, and pasta served should be whole grain
	Desserts may not be counted toward a grain serving
Meats	
Product	Purchase whole muscle or low-fat products
	Purchase low sodium processed meat (ex ham, bacon)
Portion Size	3oz serving size once cooked; may serve over 3oz if needed (example: 4oz chicken breast)
Condiments	
Dressings	Serve reduced calorie
Ketchup, Mustard, etc.	Industry standard products recommended
Mayo, sour cream	Reduced fat is recommended

PRINTING RECOMMENDATIONS

This menu document has been put together in a way that eliminates the need for reprinting standard guidelines and resources.

It is recommended that the introduction, menu overview, and menu packet are printed with each menu. This will provide the week at a glance menu, recipes, and nutritional analysis for the menu to be used by staff preparing and serving the menus.

The alternative menu and appendices should be printed at least once and our recommendation is these are kept in one menu manual for staff use at each location. These items will not change with each new menu distributed. This will eliminate the need to print these sections with each new menu.



MENU PACKET

The Menu Packet contains menus, recipes, and nutrient analysis for the menu. Each meal is planned to meet 1/3 of the DRI's and follow guidelines set by the 2020-2025 Dietary Guidelines for Americans.

The menus and recipes should be printed and used by staff preparing and serving the meals.

MONDAY		TUESDAY		WEDNESDAY		THURSDAY		FRIDAY	
LUNCH									
Parmesan Chicken	3 Oz	Beef Stir Fry	1 1/2 Cup	Hickory Smoked BBQ Pulled Pork	3 Oz	RS Country Fried Steak	1 each	House Salad	1 Cup
Marinara Sauce	2 fl. oz	Brown Rice	1/2 Cup	Baked Sweet Potato	1 whole	Brown Gravy	2 fl. oz	Shrimp Scampi	4 Oz
Angel Pasta/Marinara	1/2 Cup	Oriental Blend Vegetables	1/2 Cup	Hawaiian Coleslaw	1/2 Cup	Rosemary Potatoes	1/2 Cup	Spinach Fettuccine	1/2 Cup
Italian Vegetable Blend	1/2 Cup	Blushing Pineapple	1/2 Cup	Chilled Pears	1/2 Cup	Parslied Carrots	1/2 Cup	Grilled Buttered Asparagus	1/2 Cup
Seafoam Salad	1 (2x3 ~ sq)	Vegetable Egg Roll	1 each	Cornbread	1 (2x3)	Banana	1 each	Peaches	1 each
Garlic Toast	1 slice	Soft Margarine Cup	1 each	Soft Margarine Cup	1 each	Whole Wheat Bread	2 slices	Whole Wheat Bread	1 slices
Soft Margarine Cup	1 each	1% Milk	8 fl. oz	1% Milk	8 fl. oz	Soft Margarine Cup	1 each	Soft Margarine Cup	1 each
1% Milk	8 fl. oz					1% Milk	8 fl. oz	1% Milk	8 fl. oz

Cycle Menu S/S 5 day Lunch 2023 - Week 2

MONDAY		TUESDAY		WEDNESDAY		THURSDAY		FRIDAY	
LUNCH									
Chicken Marsala	3 Oz	Denver Scramble	1/2 Cup	Beef Lentil Soup	6 fl. oz	Oven Fried Chicken	3 Oz	Garden Salad	8 Oz
Roasted Potato Medley	1/2 Cup	O'Brien Potatoes	1/2 Cup	Steak Cobb Salad	1 each	Mashed Potatoes & Poultry Gravy	1/2 Cup	Seafood Primavera	1 Cup
Broccoli Normandy	1/2 Cup	Prince Edward Vegetable Blend	1/2 Cup	Apple Brown Betty	1/2 Cup	Glazed Baby Carrots	1/2 Cup	Squash Medley	1/2 Cup
Chilled Peaches	1/2 Cup	Fresh Strawberries	1/2 Cup	Roll Ciabatta Whole Wheat	1 (4x4)	Fresh Plums	1/2 Cup	Apple Pecan Salad	1/2 Cup
Whole Wheat Bread	2 slices	Whole Grain Bagel	1 each	Soft Margarine Cup	1 each	Whole Wheat Bread	2 slices	Garlic Whole Grain Texas Bread	1 each
Soft Margarine Cup	1 each	Jelly	1 each	1% Milk	8 fl. oz	Soft Margarine Cup	1 each	Soft Margarine Cup	1 each
1% Milk	8 fl. oz	Cream Cheese	1 Oz			1% Milk	8 fl. oz	Ranch Dressing	1 each
		1% Milk	8 fl. oz					1% Milk	8 fl. oz

MONDAY	TUESDAY	WEDNESDAY	THURSDAY	FRIDAY
--------	---------	-----------	----------	--------

PROVIDER CHOICE

Swiss Steak	3 Oz	Chicken Monterey	5 Oz	Coleslaw	1/2 Cup	Roast Beef & Gravy	3 Oz	Baked Lemon Tilapia	3 Oz
Garlic Mashed Potatoes	1/2 Cup	Brown Rice	1/2 Cup	Grilled Bratwurst	1 each	Dijon Red Potatoes	1/2 Cup	Rosemary Potatoes	1/2 Cup
Country Trio Vegetables	1/2 Cup	Prince Edward Vegetable Blend	1 Cup	Baked Sweet Potato	1 whole	Dilled Baby Carrots	1/2 Cup	Seasoned Broccoli Florets	1/2 Cup
Chilled Tropical Fruit	1/2 Cup	Fresh Watermelon Cubes	1 Cup	Apple Whole Fresh	1 each	Peaches	1 each	Fruited Mallow Gelatin	1 (2x3)
Whole Wheat Bread	2 slices	Whole Grain Breadstick	1 each	WW Hot Dog Bun	1 each	Whole Wheat Bread	2 slices	Whole Wheat Bread	2 slices
Soft Margarine Cup	1 each	Soft Margarine Cup	1 each	Mustard Pack	1 each	Soft Margarine Cup	1 each	Soft Margarine Cup	1 each
1% Milk	8 fl. oz	1% Milk	8 fl. oz	1% Milk	8 fl. oz	1% Milk	8 fl. oz	1% Milk	8 fl. oz

*Meals labeled as "Provider Choice" are intended to be served on a one time per month basis.
 *Only one labeled meal may be used per month as they vary from the standard nutritional requirements.
 *Meals >=1400mg Sodium are considered "Provider Choice"

Cycle Menu S/S 5 day Lunch 2023 - Week 4

MONDAY		TUESDAY		WEDNESDAY		THURSDAY		FRIDAY	
LUNCH									
Chicken Croquettes	4 Oz	Scrambled Egg	1 #16 sc.	Cabbage & Apple Slaw	1/2 Cup	Ginger Roast Pork	3 Oz	Sweet & Sour Chicken	3/4 Cup
Mashed Potatoes & Poultry Gravy	1/2 Cup	Seasoned Steak	2 Oz	Tuna Salad Sndw on Wheat	1 each	Warm Sweet Potato & Apple Salad	1/2 Cup	White & Wild Rice Blend	1/2 Cup
Italian Vegetable Blend	1/2 Cup	Hash Browns	1/2 Cup	Potato Salad	1/2 Cup	Collard Greens	1/2 Cup	Seasoned Broccoli Florets	1/2 Cup
Chilled Sweet Cherries	1/2 Cup	Orange Vinaigrette Roasted Veg	1/2 Cup	Fresh Whole Orange	1 whole	Banana Pineapple Dessert	1 (2x3)	Marinated Vegetable Salad	1/2 Cup
Whole Wheat Bread	2 slices	Fresh Blueberries	1/2 Cup	Soft Margarine Cup	1 each	Mexican Cornbread	1 (2x3)	Choice of Fruit	1/2 Cup
Soft Margarine Cup	1 each	Dry Rye Toast	2 slice	1% Milk	8 fl. oz	Soft Margarine Cup	1 each	Whole Wheat Bread	1 slices
1% Milk	8 fl. oz	Soft Margarine Cup	1 each			1% Milk	8 fl. oz	Soft Margarine Cup	1 each
		Jelly	1 each					1% Milk	8 fl. oz
		1% Milk	8 fl. oz						

RECIPES



Please note that minor recipe adjustments may need to be made to accommodate individual site production and operational needs. Recipe instructions do not account for flash freezing and use of blast chillers will impact food storage practices. Internal policies and procedures should be followed for flash freezing and blast chiller use.

TABLE OF CONTENTS

Chicken Parmesan f/Breast Bnls Sknls (Parmesan Chicken)	10
Sauce Marinara (Marinara Sauce)	12
Pasta Angel Hair in Marinara Sc (Angel Pasta/Marinara)	14
Pasta Angel Hair Buttered (Angel Hair Pasta)	15
Sauce Marinara (Marinara Sauce)	16
Vegetable Mix Italian Blend f/Frz (Italian Vegetable Blend)	18
Gelatin Seafoam Salad w/Pineapple (Seafoam Salad)	19
Margarine Spread Cup PC (Soft Margarine Cup)	20
Milk 1% 8 flz PC (1% Milk)	21
Beef Stir Fry f/Cubes & Frz Veg (Beef Stir Fry)	22
Rice Brown (Brown Rice)	25
Vegetable Mix Oriental Blend (Oriental Blend Vegetables)	26
Pineapple Blushing Chunks f/Cnd (Blushing Pineapple)	27
Egg Roll Vegetable 1.5z (Vegetable Egg Roll)	28
Margarine Spread Cup PC (Soft Margarine Cup)	30
Milk 1% 8 flz PC (1% Milk)	31
Pork Pulled BBQ Hickory Smoked Ckd Frz (Hickory Smoked BBQ Pulled Pork)	32

Potato Sweet Bkd f/Fresh (Baked Sweet Potato)	33
Coleslaw Pineapple (Hawaiian Coleslaw)	34
Pear Slices JcPk Cnd (Chilled Pears)	35
Cornbread f/Mix (Cornbread)	36
Margarine Spread Cup PC (Soft Margarine Cup)	37
Milk 1% 8 flz PC (1% Milk)	38
Beef Steak Brd Country Fried RS RTC (RS Country Fried Steak)	39
Gravy Brown Hmd (Brown Gravy)	40
Potato Wedges Rosemary f/Fresh (Rosemary Potatoes)	42
Carrot Parsley f/Frz (Parslied Carrots)	44
Banana Whole Fresh (Banana)	45
Margarine Spread Cup PC (Soft Margarine Cup)	47
Milk 1% 8 flz PC (1% Milk)	48
House Salad (House Salad)	49
Shrimp Scampi Hmd (Shrimp Scampi)	50
Pasta Fettuccine Spinach (Spinach Fettuccine)	52
Asparagus Grilled f/Fresh (Grilled Buttered Asparagus)	53
Peaches Fresh (Peaches)	54
Margarine Spread Cup PC (Soft Margarine Cup)	55

Milk 1% 8 flz PC (1% Milk)	56
Chicken Marsala Breast (Chicken Marsala)	57
Stock Chicken Hmd (Chicken Stock)	59
Sachet d' Espices (Sachet d' Espices)	61
Potato Medley Roasted RTC (Roasted Potato Medley)	62
Vegetable Mix Broccoli Normandy f/Frz (Broccoli Normandy)	64
Peaches Sliced Chilled JcPk Cnd (Chilled Peaches)	65
Margarine Spread Cup PC (Soft Margarine Cup)	66
Milk 1% 8 flz PC (1% Milk)	67
Denver Scramble (Denver Scramble)	68
Pepper Medley f/Fresh (Pepper Medley)	70
Potato O'Brien Diced f/Fresh (O'Brien Potatoes)	71
Vegetable Mix Prince Edward Blend (Prince Edward Vegetable Blend)	72
Strawberries f/Fresh (Fresh Strawberries)	73
Bagel Whole Grain (Whole Grain Bagel)	74
Jelly Assorted 0.5z PC (Jelly)	75
Milk 1% 8 flz PC (1% Milk)	76
Soup Beef Lentil Hmd (Beef Lentil Soup)	77
Steak Cobb Salad (Steak Cobb Salad)	79

Egg Boiled Hard Whole RTS (Hard Boiled Egg)	81
Crisp Apple Betty Hmd (Apple Brown Betty)	83
Margarine Spread Cup PC (Soft Margarine Cup)	85
Milk 1% 8 flz PC (1% Milk)	86
Chicken Fried Oven f/Thigh (Oven Fried Chicken)	87
Potato Mashed f/Fresh w/Gravy Poultry Hmd (Mashed Potatoes & Poultry Gravy)	89
Gravy Poultry Hmd (Poultry Gravy)	90
Carrot Glazed Baby f/Fresh (Glazed Baby Carrots)	92
Plums f/Fresh (Fresh Plums)	94
Margarine Spread Cup PC (Soft Margarine Cup)	95
Milk 1% 8 flz PC (1% Milk)	96
Salad Garden (Garden Salad)	97
Pasta Fettucine Primavera Seafood (Seafood Primavera)	98
Zucchini & Squash Yellow Sauteed f/Fresh (Squash Medley)	100
Apple Salad Pecan f/Fresh (Apple Pecan Salad)	102
Bread Texas Whole Grain Garlic (Garlic Whole Grain Texas Bread)	104
Dressing Ranch PC (Ranch Dressing)	105
Margarine Spread Cup PC (Soft Margarine Cup)	106
Milk 1% 8 flz PC (1% Milk)	107

Beef Steak Swiss f/Cubed (Swiss Steak)	108
Potato Mashed Garlic f/Fresh (Garlic Mashed Potatoes)	110
Vegetable Mix Country Trio f/Indv Frz (Country Trio Vegetables)	111
Fruit Tropical f/Cnd (Chilled Tropical Fruit)	113
Margarine Spread Cup PC (Soft Margarine Cup)	114
Milk 1% 8 flz PC (1% Milk)	115
Chicken Monterey (Chicken Monterey)	116
Rice Brown (Brown Rice)	117
Vegetable Mix Prince Edward Blend (Prince Edward Vegetable Blend)	118
Melon Watermelon Cubes f/Fresh (Fresh Watermelon Cubes)	119
Margarine Spread Cup PC (Soft Margarine Cup)	120
Milk 1% 8 flz PC (1% Milk)	121
Coleslaw f/Shredded Mix (Coleslaw)	122
Bratwurst Grilled (Grilled Bratwurst)	123
Potato Sweet Bkd f/Fresh (Baked Sweet Potato)	124
Apple Whole Fresh (Apple Whole Fresh)	125
Bun Hot Dog Whole Wheat (WW Hot Dog Bun)	126
Mustard PC (Mustard Pack)	127
Milk 1% 8 flz PC (1% Milk)	129

Beef Roast & Gravy f/Top Round (Roast Beef & Gravy)	130
Carrot Baby Seasoned w/Dill f/Fresh (Dilled Baby Carrots)	131
Potato Red Roasted Dijon f/Fresh (Dijon Red Potatoes)	132
Peaches Fresh (Peaches)	134
Margarine Spread Cup PC (Soft Margarine Cup)	135
Milk 1% 8 flz PC (1% Milk)	136
Fish Tilapia Lemon (Baked Lemon Tilapia)	137
Potato Wedges Rosemary f/Fresh (Rosemary Potatoes)	139
Broccoli Florets f/Frz (Seasoned Broccoli Florets)	141
Gelatin Pear & Marshmallows In Red (Fruited Mallow Gelatin)	142
Margarine Spread Cup PC (Soft Margarine Cup)	143
Milk 1% 8 flz PC (1% Milk)	144
Chicken Croquettes Hmd f/Pulled (Chicken Croquettes)	145
Potato Mashed f/Fresh w/Gravy Poultry Hmd (Mashed Potatoes & Poultry Gravy)	147
Gravy Poultry Hmd (Poultry Gravy)	148
Vegetable Mix Italian Blend f/Frz (Italian Vegetable Blend)	150
Cherries Sweet f/Cnd (Chilled Sweet Cherries)	151
Margarine Spread Cup PC (Soft Margarine Cup)	152
Milk 1% 8 flz PC (1% Milk)	153

Egg Scrambled f/Frz (Scrambled Egg)	154
Steak Seasoned Cubes (Seasoned Steak)	156
Potato Hashbrown f/Dehydrated (Hash Browns)	157
Orange Vinaigrette Roasted Veg (Orange Vinaigrette Roasted Veg)	159
Orange Vinaigrette Dressing (Orange Vinaigrette Dressing)	160
Syrup Pancake & Waffle LoCal f/Bulk (LoCal Syrup)	161
Blueberries f/Fresh (Fresh Blueberries)	162
Toast Rye Seedless Dry (Dry Rye Toast)	163
Bread Rye Seedless (Rye Bread)	164
Jelly Assorted 0.5z PC (Jelly)	165
Margarine Spread Cup PC (Soft Margarine Cup)	166
Milk 1% 8 flz PC (1% Milk)	167
Coleslaw Apple f/Fresh (Cabbage & Apple Slaw)	168
Tuna Salad Sndw on Wheat (Tuna Salad Sndw on Wheat)	169
Tuna Salad Hmd (Tuna Salad)	170
Bread Wheat (Wheat Bread)	171
Egg Boiled Hard Whole RTS (Hard Boiled Egg)	172
Potato Salad f/Fresh (Potato Salad)	174
Egg Boiled Hard Whole RTS (Hard Boiled Egg)	176

Orange Fresh Whole (Fresh Whole Orange)	178
Margarine Spread Cup PC (Soft Margarine Cup)	179
Milk 1% 8 flz PC (1% Milk)	180
Pork Roast Ginger (Ginger Roast Pork)	181
Potato Sweet Salad w/Apple Hot f/Fresh (Warm Sweet Potato & Apple Salad)	183
Greens Collard f/Frz (Collard Greens)	185
Banana Pineapple Dessert (Banana Pineapple Dessert)	187
Banana Whole Fresh (Banana)	189
Cornbread Mexican f/Mix (Mexican Cornbread)	191
Margarine Spread Cup PC (Soft Margarine Cup)	193
Milk 1% 8 flz PC (1% Milk)	194
Chicken Sweet & Sour f/Pulled (Sweet & Sour Chicken)	195
Juice Pineapple f/Frz Conc 6 flz (Pineapple Juice)	197
Rice Long Grain & Wild (White & Wild Rice Blend)	198
Broccoli Florets f/Frz (Seasoned Broccoli Florets)	200
Vegetable Marinated Salad f/Fresh (Marinated Vegetable Salad)	201
Choice of Fruit -Summer (Choice of Fruit)	203
Fruit Fresh Spring/Summer (Seasonal Fresh Fruit)	204
Banana Whole Fresh (Banana)	205

Orange Fresh Whole (Fresh Whole Orange)	207
Grapes Fresh (Fresh Grapes)	208
Strawberries f/Fresh (Fresh Strawberries)	209
Apple Slices f/Fresh (Chilled Apple Slices)	210
Margarine Spread Cup PC (Soft Margarine Cup)	211
Milk 1% 8 flz PC (1% Milk)	212

Chicken Parmesan f/Breast Bnls Sknls (Parmesan Chicken)

COOK TIME	COOK TEMP	COOK-END TEMP	COOK METHOD	SERVING SIZE	ALLERGENS
50 Min	375.0 °F	165 °F	Bake	3 Oz	ⓘ Contains: Chicken, Garlic, AllergenMilk, AllergenWheat, AllergenSoy

NUTRIENTS PER SERVING					
CALORIES	CARBOHYDRATES	PROTEIN	TOTAL FAT	CALCIUM	SODIUM
160 kcal	4 g	21 g	7 g	30 mg	140 mg

INGREDIENTS	SERVINGS 25	SERVINGS 50	SERVINGS 75	SERVINGS 100	PREPARATION STEP
1					WASH HANDS before beginning preparation & SANITIZE surfaces & equipment.
Chicken, Breast Bnls Sknls	6 lb 8 Oz	13 lb	19 lb 8 Oz	26 lb	Mix crumbs, parmesan & garlic together. Roll chicken in coating mixture. Sprinkle with margarine.
Bread Crumbs, Plain	1 Cup	2 Cup	3 Cup	1 Qt	
2 Cheese, Parmesan Grated	1/2 Cup	1 Cup	1 1/2 Cup	2 Cup	
Garlic, Powder	1 1/2 tsp	1 Tbsp	1 Tbsp 2 tsp	2 Tbsp	
Margarine, Solids	1/2 Cup	1 Cup	1 1/2 Cup	2 Cup	
3					Place on greased baking sheets. Bake 45-55 min or until cooked through.

Chicken Parmesan f/Breast Bnls Sknls (Parmesan Chicken)

	INGREDIENTS	SERVINGS 25	SERVINGS 50	SERVINGS 75	SERVINGS 100	PREPARATION STEP
4						For Whole, Cut, or Ground Poultry (e.g., Chicken, Turkey, Duck): Cook to internal temp of 165F/74C held for 15 sec.
5						CCP -- Maintain: Product held at >135F/57C Temperature should be taken every 2 hours during holding. *Maintaining at the proper temperature will present no food safety issue; long hot holding times can affect food quality.
6						CCP -- Cool: Product must reach 135F/57C to 70F/21C within 2 hrs and 70F/21C to 40F/4C within 4 hrs.
7						CCP -- Reheat: To internal temperature of 165F/74C held for at least 15 seconds.

Sauce Marinara (Marinara Sauce)

COOK TIME	COOK METHOD	SERVING SIZE	ALLERGENS
30 Min	Simmer	2 fl. oz	⚠️ Contains: Peppers Bell, Onion, Tomato, Garlic, Celery, AllergenFish, AllergenSoy

NUTRIENTS PER SERVING					
CALORIES	CARBOHYDRATES	PROTEIN	TOTAL FAT	CALCIUM	SODIUM
35 kcal	8 g	2 g	0.5 g	50 mg	210 mg

INGREDIENTS	SERVINGS 25	SERVINGS 50	SERVINGS 75	SERVINGS 100	INGREDIENT PREP	PREPARATION STEP
1						WASH HANDS before beginning preparation & SANITIZE surfaces & equipment.
Onion, Yellow	6.5 Oz	12.5 Oz	1 lb 3 Oz	1 lb 9 Oz	Minced	Saute onions, pepper, and celery in oil until tender.
Pepper, Green Fresh	6.5 Oz	12.5 Oz	1 lb 3 Oz	1 lb 9 Oz	Minced	
2 Celery, Fresh	6.5 Oz	12.5 Oz	1 lb 3 Oz	1 lb 9 Oz	Minced	
Oil, Vegetable	1 1/2 tsp	3.0 tsp	1 Tbsp 1 tsp	1 Tbsp 3 tsp		
Sugar, Granulated Bulk	2 1/4 tsp	1 Tbsp 2 tsp	2 Tbsp 1 tsp	3 Tbsp		Add remaining ingredients. Bring to boil. Simmer for 30 min. Remove bay leaf.
3 Tomato, Diced Cnd	3 3/4 Cup	2.0 Qt	2 3/4 Qt	3 3/4 Qt		
Tomato Paste, Cnd	3/4 Cup	1 2/3 Cup	2 1/2 Cup	3 1/3 Cup		

Sauce Marinara (Marinara Sauce)

	INGREDIENTS	SERVINGS 25	SERVINGS 50	SERVINGS 75	SERVINGS 100	INGREDIENT PREP	PREPARATION STEP
	Water, Tap	3/4 Cup	1 2/3 Cup	2 1/2 Cup	3 1/3 Cup		
	Oregano, Dry	3/4 tsp	1 3/4 tsp	2 1/2 tsp	1 Tbsp		
	Salt, Iodized	1 1/8 tsp	2 1/4 tsp	1 Tbsp	1 Tbsp 1 tsp		
	Garlic, Powder	1 1/8 tsp	2 1/4 tsp	1 Tbsp	1 Tbsp 1 tsp		
	Basil, Dried Leaves	1/4 tsp	1/2 tsp	1/2 tsp	3/4 tsp		
	Bay Leaf, Whole	1 each	2 each	3 each	4 each		
	Parsley, Dried	2 1/4 tsp	1 Tbsp 2 tsp	2 Tbsp 1 tsp	3 Tbsp		
	Sauce, Worcestershire	1 1/8 tsp	2 1/4 tsp	1 Tbsp	1 Tbsp 1 tsp		
4							CCP -- Maintain: Product held at >135F/57C Temperature should be taken every 2 hours during holding. *Maintaining at the proper temperature will present no food safety issue; long hot holding times can affect food quality.
5							CCP -- Cool: Product must reach 135F/57C to 70F/21C within 2 hrs and 70F/21C to 40F/4C within 4 hrs.
6							CCP -- Reheat: To internal temperature of 165F/74C held for at least 15 seconds.

Pasta Angel Hair in Marinara Sc (Angel Pasta/Marinara)

COOK METHOD	SERVING SIZE	ALLERGENS
Dysphasia 2	1/2 Cup	ⓘ Contains: Peppers Bell, Onion, Tomato, Garlic, Celery, AllergenFish, AllergenWheat, AllergenMilk, AllergenSoy

NUTRIENTS PER SERVING					
CALORIES	CARBOHYDRATES	PROTEIN	TOTAL FAT	CALCIUM	SODIUM
160 kcal	28 g	5 g	3 g	40 mg	140 mg

INGREDIENTS	SERVINGS 25	SERVINGS 50	SERVINGS 75	SERVINGS 100	INGREDIENT PREP	PREPARATION STEP
1 Pasta Angel Hair Buttered Sauce Marinara	3 1/8 Qt	1 Gal 4 Cup	2 Gal 2 Cup	3 Gal 1 Cup		WASH HANDS before beginning preparation. SANITIZE surfaces & equipment. Prepare Pasta & Sauce as per separate recipe. Stir Sauce into Pasta to ensure complete coverage. CCP - Maintain >140F for only 4 hrs. Portion 1/2 cup per serving.
	3 1/8 Cup	1 1/2 Qt	2 1/4 Qt	3 1/8 Qt	Prepared	

Pasta Angel Hair Buttered (Angel Hair Pasta)

COOK TIME	COOK METHOD	SERVING SIZE	ALLERGENS
8 Min	Boil	1/2 Cup	ⓘ Contains: AllergenWheat, AllergenMilk, AllergenSoy

NUTRIENTS PER SERVING					
CALORIES	CARBOHYDRATES	PROTEIN	TOTAL FAT	CALCIUM	SODIUM
140 kcal	24 g	5 g	2.5 g	20 mg	40 mg

INGREDIENTS	SERVINGS 25	SERVINGS 50	SERVINGS 75	SERVINGS 100	INGREDIENT PREP	PREPARATION STEP
1						WASH HANDS before beginning preparation & SANITIZE surfaces & equipment.
2	Water, Tap 3 1/4 Qt	1 Gal 4 Cup	2 Gal 3 Cup	3 Gal 2 Cup		Bring Water to a boil. Add pasta gradually while stirring. Reheat to boiling temp. Cook uncovered at a fast boil until tender, approximately 8-10 min. Test for doneness. Pasta should still be firm to the bite. Stir occasionally to help prevent sticking. Drain.
	Pasta, Angel Hair Dry 1 lb 12 Oz	3 lb 8 Oz	5 lb 4 Oz	7 lb		
3	Margarine, Solids 1/3 Cup	2/3 Cup	1.0 Cup	1 1/4 Cup	Melted	Mix in melted margarine until well blended. Stir in salt.
	Salt, Iodized 1/8 tsp	1/4 tsp	1/2 tsp	1/2 tsp		
4						CCP -- Maintain >135F/57C for only 4 hrs.
5						CCP -- Cool: Product must reach 140F to 70F within 2 hrs and 70F to 40F within 4 hrs.
6						CCP -- Reheat: To internal temp of 165F held 15 sec within 1 hr - one time only.

Sauce Marinara (Marinara Sauce)

COOK TIME	COOK METHOD	SERVING SIZE	ALLERGENS
30 Min	Simmer	2 fl. oz	ⓘ Contains: Peppers Bell, Onion, Tomato, Garlic, Celery, AllergenFish, AllergenSoy

NUTRIENTS PER SERVING					
CALORIES	CARBOHYDRATES	PROTEIN	TOTAL FAT	CALCIUM	SODIUM
35 kcal	8 g	2 g	0.5 g	50 mg	210 mg

INGREDIENTS	SERVINGS 25	SERVINGS 50	SERVINGS 75	SERVINGS 100	INGREDIENT PREP	PREPARATION STEP
1						WASH HANDS before beginning preparation & SANITIZE surfaces & equipment.
Onion, Yellow	6.5 Oz	12.5 Oz	1 lb 3 Oz	1 lb 9 Oz	Minced	Saute onions, pepper, and celery in oil until tender.
Pepper, Green Fresh	6.5 Oz	12.5 Oz	1 lb 3 Oz	1 lb 9 Oz	Minced	
2 Celery, Fresh	6.5 Oz	12.5 Oz	1 lb 3 Oz	1 lb 9 Oz	Minced	
Oil, Vegetable	1 1/2 tsp	3.0 tsp	1 Tbsp 1 tsp	1 Tbsp 3 tsp		
Sugar, Granulated Bulk	2 1/4 tsp	1 Tbsp 2 tsp	2 Tbsp 1 tsp	3 Tbsp		Add remaining ingredients. Bring to boil. Simmer for 30 min. Remove bay leaf.
3 Tomato, Diced Cnd	3 3/4 Cup	2.0 Qt	2 3/4 Qt	3 3/4 Qt		
Tomato Paste, Cnd	3/4 Cup	1 2/3 Cup	2 1/2 Cup	3 1/3 Cup		

Sauce Marinara (Marinara Sauce)

	INGREDIENTS	SERVINGS 25	SERVINGS 50	SERVINGS 75	SERVINGS 100	INGREDIENT PREP	PREPARATION STEP
	Water, Tap	3/4 Cup	1 2/3 Cup	2 1/2 Cup	3 1/3 Cup		
	Oregano, Dry	3/4 tsp	1 3/4 tsp	2 1/2 tsp	1 Tbsp		
	Salt, Iodized	1 1/8 tsp	2 1/4 tsp	1 Tbsp	1 Tbsp 1 tsp		
	Garlic, Powder	1 1/8 tsp	2 1/4 tsp	1 Tbsp	1 Tbsp 1 tsp		
	Basil, Dried Leaves	1/4 tsp	1/2 tsp	1/2 tsp	3/4 tsp		
	Bay Leaf, Whole	1 each	2 each	3 each	4 each		
	Parsley, Dried	2 1/4 tsp	1 Tbsp 2 tsp	2 Tbsp 1 tsp	3 Tbsp		
	Sauce, Worcestershire	1 1/8 tsp	2 1/4 tsp	1 Tbsp	1 Tbsp 1 tsp		
4							CCP -- Maintain: Product held at >135F/57C Temperature should be taken every 2 hours during holding. *Maintaining at the proper temperature will present no food safety issue; long hot holding times can affect food quality.
5							CCP -- Cool: Product must reach 135F/57C to 70F/21C within 2 hrs and 70F/21C to 40F/4C within 4 hrs.
6							CCP -- Reheat: To internal temperature of 165F/74C held for at least 15 seconds.

Vegetable Mix Italian Blend f/Frz (Italian Vegetable Blend)

COOK TEMP	COOK METHOD	SERVING SIZE	ALLERGENS
0.0 °F	Steam	1/2 Cup	ⓘ Contains: Carrots, AllergenSoy, Beans/Legumes, Peppers Bell, Cauliflower, AllergenMilk

NUTRIENTS PER SERVING					
CALORIES	CARBOHYDRATES	PROTEIN	TOTAL FAT	CALCIUM	SODIUM
80 kcal	12 g	3 g	2 g	30 mg	50 mg

INGREDIENTS	SERVINGS 25	SERVINGS 50	SERVINGS 75	SERVINGS 100	PREPARATION STEP
1					WASH HANDS before beginning preparation & SANITIZE surfaces & equipment.
2					Steam or boil vegetables until tender. Add seasonings and mix well.
Vegetable Mix, Italian Frz	5 lb	10 lb	15 lb	20 lb	
Margarine, Solids	1/4 Cup	1/2 Cup	3/4 Cup	1 Cup	
Oregano, Dry	1 tsp	2 tsp	1 Tbsp	1 Tbsp 1 tsp	
Basil, Dried Leaves	1/2 tsp	1 tsp	1 1/2 tsp	2 tsp	
3					CCP -- Maintain: Product held at >135F/57C Temperature should be taken every 2 hours during holding. *Maintaining at the proper temperature will present no food safety issue; long hot holding times can affect food quality.
4					CCP -- Cool: Product must reach 135F/57C to 70F/21C within 2 hrs and 70F/21C to 40F/4C within 4 hrs.
5					CCP -- Reheat: To internal temperature of 165F/74C held for at least 15 seconds.

Gelatin Seafoam Salad w/Pineapple (Seafoam Salad)

SERVING SIZE	ALLERGENS
1 (2x3 ~ sq)	ⓘ Contains: AllergenSoy, AllergenMilk, Pineapple, Citrus, Pork & Products

NUTRIENTS PER SERVING					
CALORIES	CARBOHYDRATES	PROTEIN	TOTAL FAT	CALCIUM	SODIUM
160 kcal	21 g	3 g	8 g	30 mg	150 mg

INGREDIENTS	SERVINGS 25	SERVINGS 50	SERVINGS 75	SERVINGS 100	PREPARATION STEP
1					WASH HANDS before beginning preparation & SANITIZE surfaces & equipment.
2 Gelatin, Dry Lime	0 lb 15 Oz	1 lb 14 Oz	2 lb 13 Oz	3 lb 12 Oz	Preprep: Drain Pineapple; reserve Juice. Prepare Whipped Cream per manufacturer's instructions. Dissolve Gelatin in boiling Water. Chill until partially set.
Water, Tap	1 1/4 Qt	2 1/2 Qt	3 3/4 Qt	1 Gal 2 Cup	
3 Pineapple, Crushed JcPk	1 lb 3 Oz	2 lb 5 Oz	3 lb 8 Oz	4 lb 11 Oz	Fold Pineapple and Topping into partially set Gelatin. Blend 1 cup Pineapple Juice and Cream Cheese until smooth and creamy.
Topping, Whip Non-Dairy Bag Frz	2 1/3 Cup	1 1/8 Qt	1 3/4 Qt	2 1/4 Qt	
4 Cream Cheese, Bulk	1 lb 0 Oz	2 lb 0 Oz	3 lb 1 Oz	4 lb 1 Oz	Fold Cheese mixture into Gelatin mixture. Scale 9 1/2 lb of mixture into each steamtable pan. *Chill until firm <40F.
5					CCP -- Maintain <40F/4C; discard unused product.

Margarine Spread Cup PC (Soft Margarine Cup)

SERVING SIZE	ALLERGENS
1 each	ⓘ Contains: AllergenMilk

NUTRIENTS PER SERVING					
CALORIES	CARBOHYDRATES	PROTEIN	TOTAL FAT	CALCIUM	SODIUM
25 kcal	0 g	0 g	3 g	0 mg	35 mg

INGREDIENTS	SERVINGS 25	SERVINGS 50	SERVINGS 75	SERVINGS 100	PREPARATION STEP
1					WASH HANDS before beginning preparation & SANITIZE surfaces & equipment.
2					Portion according to serving size.
3					Discard unused product.

Milk 1% 8 flz PC (1% Milk)

SERVING SIZE	ALLERGENS
8 fl. oz	ⓘ Contains: AllergenMilk

NUTRIENTS PER SERVING					
CALORIES	CARBOHYDRATES	PROTEIN	TOTAL FAT	CALCIUM	SODIUM
100 kcal	13 g	9 g	2.5 g	350 mg	110 mg

INGREDIENTS	SERVINGS 25	SERVINGS 50	SERVINGS 75	SERVINGS 100	PREPARATION STEP
1					WASH HANDS before beginning preparation & SANITIZE surfaces & equipment.
2					Portion according to serving size.
3					CCP -- Maintain <40F/4C.
4					Discard unused product.



Beef Stir Fry f/Cubes & Frz Veg (Beef Stir Fry)

COOK TIME	COOK TEMP	COOK-END TEMP	COOK METHOD	SERVING SIZE	ALLERGENS
15 Min	375.0 °F	145 °F	Cook	1 1/2 Cup	ⓘ Contains: AllergenWheat, Onion, Carrots, Beans/Legumes, Garlic, Beef, Broccoli, AllergenSoy, Mushroom, Corn, Peppers Bell

NUTRIENTS PER SERVING					
CALORIES	CARBOHYDRATES	PROTEIN	TOTAL FAT	CALCIUM	SODIUM
270 kcal	15 g	33 g	10 g	75 mg	480 mg

INGREDIENTS	SERVINGS 25	SERVINGS 50	SERVINGS 75	SERVINGS 100	INGREDIENT PREP	PREPARATION STEP
1 Broccoli, Florets Frz Carrot, Baby Frz Green Beans, Cut Frz	1 lb 8 Oz	3 lb	4 lb 8 Oz	6 lb		WASH HANDS before beginning preparation & SANITIZE surfaces & equipment.
	1 lb 8 Oz	3 lb	4 lb 8 Oz	6 lb		
	1 lb 8 Oz	3 lb	4 lb 8 Oz	6 lb		
2 Sugar, Granulated Bulk Pepper, Black Ground Cornstarch	1 Tbsp 1 tsp	2 Tbsp 2 tsp	3 Tbsp 3 tsp	1/3 Cup		Cook broccoli, carrots & green beans, in steamer or using another method, until about half way done.
	3/4 tsp	1 1/2 tsp	2 1/4 tsp	1 Tbsp		
	1 1/8 Cup	2 1/4 Cup	3 1/3 Cup	1 1/8 Qt		

Beef Stir Fry f/Cubes & Frz Veg (Beef Stir Fry)

	INGREDIENTS	SERVINGS 25	SERVINGS 50	SERVINGS 75	SERVINGS 100	INGREDIENT PREP	PREPARATION STEP
	Base, Beef Paste LS G-F	1 Tbsp 2 tsp	3 Tbsp	1/4 Cup	1/3 Cup		
	Water, Tap	3 Qt	1 Gal 3 Cup	2 Gal 2 Cup	3 Gal		
	Sauce, Soy Bulk LS	3/4 Cup	1 1/2 Cup	2 1/4 Cup	3 Cup		
3	Garlic, Whole Fresh	2 tsp	1 Tbsp 2 tsp	2 Tbsp 1 tsp	3 Tbsp	Minced	Sauce: Combine sugar, black pepper and cornstarch in steam-jacket or other kettle. Combine water, base and soy. Add gradually to dry ingredients and stir with wire whip over low heat. Cook and stir until mixture thickens and looks clear. Reduce heat.
	Onion, Yellow	1/2 Cup	1 1/8 Cup	1 2/3 Cup	2 1/4 Cup	Julienne	
	Pepper, Red Fresh	1 1/2 Cup	3 Cup	1 1/8 Qt	1 1/2 Qt	Julienne	
	Water Chestnuts, Sliced Cnd	1 1/2 Cup	3 Cup	1 1/8 Qt	1 1/2 Qt	Rinsed/Drained	
	Mushrooms, Pieces Cnd	1 1/2 Cup	3 Cup	1 1/8 Qt	1 1/2 Qt	Drained	
	Beef, Cubes Raw	9 lb 6 Oz	18 lb 12 Oz	28 lb 2 Oz	37 lb 8 Oz		
	Oil, Vegetable	1/3 Cup	3/4 Cup	1 1/8 Cup	1 1/2 Cup		
	Ginger, Ground	3/4 tsp	1 1/2 tsp	2 1/4 tsp	1 Tbsp		



Beef Stir Fry f/Cubes & Frz Veg (Beef Stir Fry)

	INGREDIENTS	SERVINGS 25	SERVINGS 50	SERVINGS 75	SERVINGS 100	INGREDIENT PREP	PREPARATION STEP
4							Meat and Vegetables with oil in fry pan, heat to about 375F/190C and stir fry beef until well browned. Add vegetables and stir-fry until veggies are tender crisp. Stir in sauce, ginger & garlic. Do not overcook as vegetables will become mushy. Serve immediately.
5							For Fresh Beef, Veal, and Lamb Cuts (Steaks, Roasts, Chops): Cook to internal temp of 145F/63C held for 15 sec.
6							CCP -- Maintain: Product held at >135F/57C Temperature should be taken every 2 hours during holding. *Maintaining at the proper temperature will present no food safety issue; long hot holding times can affect food quality.
7							CCP -- Cool: Product must reach 135F/57C to 70F/21C within 2 hrs and 70F/21C to 40F/4C within 4 hrs.
8							CCP -- Reheat: To internal temperature of 165F/74C held for at least 15 seconds.

Rice Brown (Brown Rice)

COOK TIME	COOK TEMP	COOK METHOD	SERVING SIZE	ALLERGENS
60 Min	350.0 °F	Bake	1/2 Cup	ⓘ Contains: Rice, AllergenSoy, AllergenMilk

NUTRIENTS PER SERVING					
CALORIES	CARBOHYDRATES	PROTEIN	TOTAL FAT	CALCIUM	SODIUM
110 kcal	21 g	3 g	2.5 g	20 mg	115 mg

INGREDIENTS	SERVINGS 25	SERVINGS 50	SERVINGS 75	SERVINGS 100	PREPARATION STEP
1 Rice, Brown Raw	1 lb 8 Oz	3 lb	4 lb 8 Oz	6 lb	WASH HANDS before beginning preparation & SANITIZE surfaces & equipment.
Salt, Iodized	1 tsp	2 tsp	1 Tbsp	1 Tbsp 1 tsp	
Margarine, Solids	1/4 Cup	1/2 Cup	3/4 Cup	1 Cup	
Water, Tap	2 Qt	1 Gal	1 Gal 3 Cup	2 Gal	
2					Place rice, margarine, and salt in shallow baking pan. Add boiling water and stir. Cover pan with heavy duty foil. Bake at 350F/177C for 50-60 minutes until liquid is absorbed. CCP -- Cook to minimum internal temp 145F/63C held for 15 seconds. Fluff with fork.
3					CCP -- Maintain: Product held at >135F/57C Temperature should be taken every 2 hours during holding. *Maintaining at the proper temperature will present no food safety issue; long hot holding times can affect food quality.
4					CCP -- Cool: Product must reach 135F/57C to 70F/21C within 2 hrs and 70F/21C to 40F/4C within 4 hrs.
5					CCP -- Reheat: To internal temperature of 165F/74C held for at least 15 seconds.

Vegetable Mix Oriental Blend (Oriental Blend Vegetables)

COOK TEMP	COOK METHOD	SERVING SIZE	ALLERGENS
0.0 °F	Steam	1/2 Cup	ⓘ Contains: AllergenSoy, Mushroom, Broccoli, AllergenMilk, Peas, Onion

NUTRIENTS PER SERVING					
CALORIES	CARBOHYDRATES	PROTEIN	TOTAL FAT	CALCIUM	SODIUM
80 kcal	12 g	3 g	2 g	30 mg	50 mg

INGREDIENTS	SERVINGS 25	SERVINGS 50	SERVINGS 75	SERVINGS 100	PREPARATION STEP
1					WASH HANDS before beginning preparation & SANITIZE surfaces & equipment.
2					Steam or boil Vegetables until tender. Add Seasoning and mix well.
Vegetable Mix, Oriental Frz	5 lb	10 lb	15 lb	20 lb	
Margarine, Solids	1/4 Cup	1/2 Cup	3/4 Cup	1 Cup	
Ginger, Ground	1/2 tsp	1 tsp	1 1/2 tsp	2 tsp	
3					CCP -- Maintain: Product held at >135F/57C Temperature should be taken every 2 hours during holding. *Maintaining at the proper temperature will present no food safety issue; long hot holding times can affect food quality.
4					CCP -- Cool: Product must reach 135F/57C to 70F/21C within 2 hrs and 70F/21C to 40F/4C within 4 hrs.
5					CCP -- Reheat: To internal temperature of 165F/74C held for at least 15 seconds.

Pineapple Blushing Chunks f/Cnd (Blushing Pineapple)

COOK TEMP	COOK METHOD	SERVING SIZE	ALLERGENS
0.0 °F	Mix & Chill	1/2 Cup	ⓘ Contains: Strawberry, Pork & Products, Pineapple

NUTRIENTS PER SERVING					
CALORIES	CARBOHYDRATES	PROTEIN	TOTAL FAT	CALCIUM	SODIUM
80 kcal	22 g	1 g	0 g	20 mg	15 mg

INGREDIENTS	SERVINGS 25	SERVINGS 50	SERVINGS 75	SERVINGS 100	PREPARATION STEP
1 Pineapple, Chunks JcPk	6 lb 11 Oz	13 lb 5 Oz	20 lb	26 lb 11 Oz	WASH HANDS before beginning preparation & SANITIZE surfaces & equipment.
2 Gelatin, Dry Strawberry	2 Oz	4 Oz	6 Oz	8 Oz	Lightly drain fruit.
3					Sprinkle gelatin powder over fruit and stir gently.
4					Let fruit stand for 30 min before serving.
5					CCP -- Maintain <40F/4C; discard unused product.



Egg Roll Vegetable 1.5z (Vegetable Egg Roll)

COOK-END TEMP	SERVING SIZE	ALLERGENS
145 °F	1 each	ⓘ Contains: Celery, AllergenWheat, AllergenEggs, Cabbage, Carrots

NUTRIENTS PER SERVING					
CALORIES	CARBOHYDRATES	PROTEIN	TOTAL FAT	CALCIUM	SODIUM
90 kcal	14 g	3 g	3 g	30 mg	210 mg

INGREDIENTS	SERVINGS 25	SERVINGS 50	SERVINGS 75	SERVINGS 100	PREPARATION STEP
1					WASH HANDS before beginning preparation & SANITIZE surfaces & equipment.
2					Prepare product as per package instructions.
3					CPP- Cook to internal temp of 145F/62C held for 15 sec.
4					Portion according to serving size.
5					CCP -- Maintain: Product held at >135F/57C Temperature should be taken every 2 hours during holding. *Maintaining at the proper temperature will present no food safety issue; long hot holding times can affect food quality.
6					CCP -- Cool: Product must reach 135F/57C to 70F/21C within 2 hrs and 70F/21C to 40F/4C within 4 hrs.
7					CCP -- Reheat: To internal temperature of 165F/74C held for at least 15 seconds.



Egg Roll Vegetable 1.5z (Vegetable Egg Roll)

	INGREDIENTS	SERVINGS 25	SERVINGS 50	SERVINGS 75	SERVINGS 100	PREPARATION STEP
8						Discard unused product.

Margarine Spread Cup PC (Soft Margarine Cup)

SERVING SIZE	ALLERGENS
1 each	ⓘ Contains: AllergenMilk

NUTRIENTS PER SERVING					
CALORIES	CARBOHYDRATES	PROTEIN	TOTAL FAT	CALCIUM	SODIUM
25 kcal	0 g	0 g	3 g	0 mg	35 mg

INGREDIENTS	SERVINGS 25	SERVINGS 50	SERVINGS 75	SERVINGS 100	PREPARATION STEP
1					WASH HANDS before beginning preparation & SANITIZE surfaces & equipment.
2					Portion according to serving size.
3					Discard unused product.

Milk 1% 8 flz PC (1% Milk)

SERVING SIZE	ALLERGENS
8 fl. oz	ⓘ Contains: AllergenMilk

NUTRIENTS PER SERVING					
CALORIES	CARBOHYDRATES	PROTEIN	TOTAL FAT	CALCIUM	SODIUM
100 kcal	13 g	9 g	2.5 g	350 mg	110 mg

INGREDIENTS	SERVINGS 25	SERVINGS 50	SERVINGS 75	SERVINGS 100	PREPARATION STEP
1					WASH HANDS before beginning preparation & SANITIZE surfaces & equipment.
2					Portion according to serving size.
3					CCP -- Maintain <40F/4C.
4					Discard unused product.

Pork Pulled BBQ Hickory Smoked Ckd Frz (Hickory Smoked BBQ Pulle



Health & Human Services



COOK-END TEMP	COOK METHOD	SERVING SIZE	ALLERGENS
165 °F	Heat	3 Oz	None

NUTRIENTS PER SERVING					
CALORIES	CARBOHYDRATES	PROTEIN	TOTAL FAT	CALCIUM	SODIUM
100 kcal	2 g	16 g	3.5 g	10 mg	510 mg

INGREDIENTS	SERVINGS 25	SERVINGS 50	SERVINGS 75	SERVINGS 100	PREPARATION STEP	
1	BBQ Pork	4.7LBS	9.4LBS	14LBS	19LBS	WASH HANDS before beginning preparation & SANITIZE surfaces & equipment.
2						Prepare product as per package instructions.
3						Casseroles & Reheated Leftovers: Cook to internal temp of 165F/74C held for 15 sec.
4						Portion according to serving size.
5						CCP -- Maintain: Product held at >135F/57C Temperature should be taken every 2 hours during holding. *Maintaining at the proper temperature will present no food safety issue; long hot holding times can affect food quality.
6						CCP -- Cool: Product must reach 135F/57C to 70F/21C within 2 hrs and 70F/21C to 40F/4C within 4 hrs.
7						CCP -- Reheat: To internal temperature of 165F/74C held for at least 15 seconds.
8						Discard unused product.

Potato Sweet Bkd f/Fresh (Baked Sweet Potato)

COOK TIME	COOK TEMP	COOK METHOD	SERVING SIZE	ALLERGENS
60 Min	400.0 °F	Bake	1 whole	ⓘ Contains: Potatoes, Sweet

NUTRIENTS PER SERVING					
CALORIES	CARBOHYDRATES	PROTEIN	TOTAL FAT	CALCIUM	SODIUM
130 kcal	31 g	3 g	0 g	50 mg	85 mg

INGREDIENTS	SERVINGS 25	SERVINGS 50	SERVINGS 75	SERVINGS 100	PREPARATION STEP
1 Potato, Sweet Fresh	8 lb 5 Oz	16 lb 11 Oz	25 lb	33 lb 5 Oz	WASH HANDS before beginning preparation. SANITIZE surfaces & equipment. Select small even-sized Sweet Potatoes or Yams. Scrub and arrange on baking sheet. Bake 50-60 min, or until tender, at 400F. CCP -Maintain >140F for no more than 4 hrs.
2					CCP -- Cool: Product must reach 140F to 70F within 2 hrs and 70F to 40F within 4 hrs.
3					CCP -- Reheat: To internal temp of >165F for at least 15 sec within 1 hr - one time only.

Coleslaw Pineapple (Hawaiian Coleslaw)

COOK TEMP	COOK METHOD	SERVING SIZE	ALLERGENS
0.0 °F	Mix & Chill	1/2 Cup	⚠ Contains: Pineapple, AllergenMilk, Cabbage, Citrus, AllergenSulphites, AllergenEggs

NUTRIENTS PER SERVING					
CALORIES	CARBOHYDRATES	PROTEIN	TOTAL FAT	CALCIUM	SODIUM
120 kcal	20 g	2 g	6 g	50 mg	45 mg

INGREDIENTS	SERVINGS 25	SERVINGS 50	SERVINGS 75	SERVINGS 100	INGREDIENT PREP	PREPARATION STEP	
1						WASH HANDS before beginning preparation & SANITIZE surfaces & equipment.	
2	Mayonnaise, Bulk	2/3 Cup	1 1/4 Cup	2.0 Cup	2 1/2 Cup	Combine mayo, sour cream, vinegar and sugar.	
	Sour Cream, Real Bulk	2/3 Cup	1 1/4 Cup	2.0 Cup	2 1/2 Cup		
	Vinegar, White	1/3 Cup	2/3 Cup	1 Cup	1 1/3 Cup		
	Sugar, Granulated Bulk	1/3 Cup	2/3 Cup	1 Cup	1 1/3 Cup		
3	Cabbage, Green Fresh	4 lb 3 Oz	8 lb 5 Oz	12 lb 8 Oz	16 lb 11 Oz	Shredded	Combine cabbage and pineapple. Pour dressing over cabbage. Mix and chill.
	Pineapple, Crushed JcPk	4 lb 3 Oz	8 lb 5 Oz	12 lb 8 Oz	16 lb 11 Oz		
4						CCP -- Maintain <40F/4C; discard unused product.	

Pear Slices JcPk Cnd (Chilled Pears)

COOK METHOD	SERVING SIZE	ALLERGENS
Chill	1/2 Cup	ⓘ Contains: Pear

NUTRIENTS PER SERVING					
CALORIES	CARBOHYDRATES	PROTEIN	TOTAL FAT	CALCIUM	SODIUM
60 kcal	17 g	0 g	0 g	20 mg	10 mg

INGREDIENTS	SERVINGS 25	SERVINGS 50	SERVINGS 75	SERVINGS 100	INGREDIENT PREP	PREPARATION STEP
1						WASH HANDS before beginning preparation & SANITIZE surfaces & equipment.
2 Pears, Sliced JcPk	3 1/4 Qt	1 Gal 4 Cup	2 Gal 2 Cup	3 Gal 1 Cup	Drained	Serve according to portion size.
3						CCP -- Maintain <40F/4C; discard unused product.

Cornbread f/Mix (Cornbread)

COOK TIME	COOK TEMP	COOK METHOD	SERVING SIZE	ALLERGENS
16 Min	425.0 °F	Bake	1 (2x3)	ⓘ Contains: AllergenWheat, Corn, AllergenSoy, AllergenEggs

NUTRIENTS PER SERVING					
CALORIES	CARBOHYDRATES	PROTEIN	TOTAL FAT	CALCIUM	SODIUM
120 kcal	20 g	3 g	4 g	20 mg	240 mg

INGREDIENTS	SERVINGS 25	SERVINGS 50	SERVINGS 75	SERVINGS 100	INGREDIENT PREP	PREPARATION STEP
1						WASH HANDS before beginning preparation & SANITIZE surfaces & equipment.
Egg, Liquid Frz	1/2 Cup	1.0 Cup	1 1/3 Cup	1 3/4 Cup	Thawed	Prepare product as per package instructions.
2 Water, Tap	2 1/4 Cup	1 1/8 Qt	1 3/4 Qt	2 1/4 Qt		
Baking Mix, Corn Muffin	1 lb 9 Oz	3 lb 2 Oz	4 lb 11 Oz	6 lb 4 Oz		
3						Mix just until smooth. Spread batter into well-greased baking sheet(s). Bake as directed or until golden brown, approximately 12-18 minutes. Cut into 2x3" squares.
4						CCP -- Maintain: Product held at >135F/57C Temperature should be taken every 2 hours during holding. *Maintaining at the proper temperature will present no food safety issue; long hot holding times can affect food quality.
5						Discard unused product.

Margarine Spread Cup PC (Soft Margarine Cup)

SERVING SIZE	ALLERGENS
1 each	ⓘ Contains: AllergenMilk

NUTRIENTS PER SERVING					
CALORIES	CARBOHYDRATES	PROTEIN	TOTAL FAT	CALCIUM	SODIUM
25 kcal	0 g	0 g	3 g	0 mg	35 mg

INGREDIENTS	SERVINGS 25	SERVINGS 50	SERVINGS 75	SERVINGS 100	PREPARATION STEP
1					WASH HANDS before beginning preparation & SANITIZE surfaces & equipment.
2					Portion according to serving size.
3					Discard unused product.

Milk 1% 8 flz PC (1% Milk)

SERVING SIZE	ALLERGENS
8 fl. oz	ⓘ Contains: AllergenMilk

NUTRIENTS PER SERVING					
CALORIES	CARBOHYDRATES	PROTEIN	TOTAL FAT	CALCIUM	SODIUM
100 kcal	13 g	9 g	2.5 g	350 mg	110 mg

INGREDIENTS	SERVINGS 25	SERVINGS 50	SERVINGS 75	SERVINGS 100	PREPARATION STEP
1					WASH HANDS before beginning preparation & SANITIZE surfaces & equipment.
2					Portion according to serving size.
3					CCP -- Maintain <40F/4C.
4					Discard unused product.

Beef Steak Brd Country Fried RS RTC (RS Country Fried Steak)

COOK-END TEMP	SERVING SIZE	ALLERGENS
165 °F	1 each	ⓘ Contains: Beef, AllergenWheat, AllergenMilk, Onion

NUTRIENTS PER SERVING				
CALORIES	CARBOHYDRATES	PROTEIN	TOTAL FAT	SODIUM
360 kcal	22 g	15 g	24 g	390 mg

INGREDIENTS	SERVINGS 25	SERVINGS 50	SERVINGS 75	SERVINGS 100	PREPARATION STEP
1					WASH HANDS before beginning preparation & SANITIZE surfaces & equipment.
2					Prepare product as per package instructions.
3					CCP -- Cook to internal temp of 165F/74C held for 15 sec.
4					Portion according to serving size.
5					CCP -- Maintain: Product held at >135F/57C Temperature should be taken every 2 hours during holding. *Maintaining at the proper temperature will present no food safety issue; long hot holding times can affect food quality.
6					Discard unused product.

Gravy Brown Hmd (Brown Gravy)

COOK TEMP	SERVING SIZE	ALLERGENS
0.0 °F	2 fl. oz	ⓘ Contains: AllergenSoy, Beef, Corn, AllergenWheat, AllergenMilk

NUTRIENTS PER SERVING					
CALORIES	CARBOHYDRATES	PROTEIN	TOTAL FAT	CALCIUM	SODIUM
40 kcal	3 g	1 g	3.5 g	0 mg	65 mg

INGREDIENTS	SERVINGS 25	SERVINGS 50	SERVINGS 75	SERVINGS 100	PREPARATION STEP
1					WASH HANDS before beginning preparation & SANITIZE surfaces & equipment.
2	Margarine, Solids 3.5 Oz	7.5 Oz	11 Oz	14.5 Oz	Blend Flour into melted Margarine to make a roux.
	Flour, All Purpose 2.5 Oz	4.5 Oz	7 Oz	9.5 Oz	
3	Base, Beef Paste LS G-F 2 Tbsp	1/4 Cup	1/3 Cup	1/2 Cup	Combine Base and Hot Water to make a stock. Mix well and bring to boil. Stir stock into roux stirring constantly with wire whip until thickened and smooth, about 5-10 min.
	Water, Tap 1 1/2 Qt	3 Qt	1 Gal 1 Cup	1 Gal 3 Cup	
4	Pepper, Black Ground 1/4 tsp	1/2 tsp	3/4 tsp	1 tsp	Add Pepper and Kitchen Bouquet; mix well.
5					CCP -- Maintain: Product held at >135F/57C Temperature should be taken every 2 hours during holding. *Maintaining at the proper temperature will present no food safety issue; long hot holding times can affect food quality.

Gravy Brown Hmd (Brown Gravy)

	INGREDIENTS	SERVINGS 25	SERVINGS 50	SERVINGS 75	SERVINGS 100	PREPARATION STEP
6						CCP -- Cool: Product must reach 135F/57C to 70F/21C within 2 hrs and 70F/21C to 40F/4C within 4 hrs.
7						CCP -- Reheat: To internal temperature of 165F/74C held for at least 15 seconds.



Potato Wedges Rosemary f/Fresh (Rosemary Potatoes)

COOK TIME	COOK TEMP	COOK METHOD	SERVING UTENSIL	SERVING SIZE	ALLERGENS
35 Min	400.0 °F	Roast	4z Spoodle	1/2 Cup	ⓘ Contains: Potatoes

NUTRIENTS PER SERVING					
CALORIES	CARBOHYDRATES	PROTEIN	TOTAL FAT	CALCIUM	SODIUM
170 kcal	30 g	3 g	4.5 g	20 mg	150 mg

INGREDIENTS	SERVINGS 25	SERVINGS 50	SERVINGS 75	SERVINGS 100	INGREDIENT PREP	PREPARATION STEP
1 Potato, Russet/Baking Fresh	7 lb 8 Oz	15 lb	22 lb 8 Oz	30 lb	Cut into Wedges	WASH HANDS before beginning preparation & SANITIZE surfaces & equipment.
2 Oil, Vegetable	1/2 Cup	1 Cup	1 1/2 Cup	2 Cup		Wash & peel potatoes. Cut into pieces approximately 2 inches in size. (Pre-peeled and wedged potatoes may also be used.) Place potatoes in bowl.
3 Salt, Iodized	1 1/2 tsp	1 Tbsp	1 Tbsp 2 tsp	2 Tbsp		Pour oil over potatoes. Stir to coat. Drain excess oil from potatoes.
Pepper, Black Ground	1 1/2 tsp	1 Tbsp	1 Tbsp 2 tsp	2 Tbsp		
Rosemary, Dried Whole	2 Tbsp	1/4 Cup	1/3 Cup	1/2 Cup		
4						Spread potatoes in a single layer on oiled baking sheets. Combine salt, pepper and rosemary. Sprinkle a light coat of mixture over potatoes. Roast potatoes until tender & golden brown.
5						CCP -- Maintain: Product held at >135F/57C Temperature should be taken every 2 hours during holding. *Maintaining at the proper temperature will present no food safety issue; long hot holding times can affect food quality.

Potato Wedges Rosemary f/Fresh (Rosemary Potatoes)


	INGREDIENTS	SERVINGS 25	SERVINGS 50	SERVINGS 75	SERVINGS 100	INGREDIENT PREP	PREPARATION STEP
6							CCP -- Cool: Product must reach 135F/57C to 70F/21C within 2 hrs and 70F/21C to 40F/4C within 4 hrs.
7							CCP -- Reheat: To internal temperature of 165F/74C held for at least 15 seconds.

Carrot Parsley f/Frz (Parslied Carrots)

COOK TIME	COOK METHOD	SERVING UTENSIL	SERVING SIZE	ALLERGENS
10 Min	Steam	4z Spoodle	1/2 Cup	ⓘ Contains: AllergenSoy, AllergenMilk, Carrots

NUTRIENTS PER SERVING						
CALORIES	CARBOHYDRATES		PROTEIN	TOTAL FAT	CALCIUM	SODIUM
50 kcal	8 g		1 g	2.5 g	40 mg	75 mg

INGREDIENTS	SERVINGS 25	SERVINGS 50	SERVINGS 75	SERVINGS 100	PREPARATION STEP	
1					WASH HANDS before beginning preparation & SANITIZE surfaces & equipment.	
2	Carrot, Sliced Frz	5 lb	10 lb	15 lb	20 lb	Steam or boil vegetables until tender.
3	Margarine, Solids	1/4 Cup	1/2 Cup	3/4 Cup	1 Cup	Add seasonings & margarine. Mix well.
	Parsley, Dried	1/2 Cup	1 Cup	1 1/2 Cup	2 Cup	
4					CCP -- Maintain: Product held at >135F/57C Temperature should be taken every 2 hours during holding. *Maintaining at the proper temperature will present no food safety issue; long hot holding times can affect food quality.	
5					CCP -- Cool: Product must reach 135F/57C to 70F/21C within 2 hrs and 70F/21C to 40F/4C within 4 hrs.	
6					CCP -- Reheat: To internal temperature of 165F/74C held for at least 15 seconds.	



Banana Whole Fresh (Banana)

SERVING SIZE	ALLERGENS
1 each	ⓘ Contains: Bananas

NUTRIENTS PER SERVING					
CALORIES	CARBOHYDRATES	PROTEIN	TOTAL FAT	CALCIUM	SODIUM
100 kcal	26 g	2 g	0 g	10 mg	5 mg

INGREDIENTS	SERVINGS 25	SERVINGS 50	SERVINGS 75	SERVINGS 100	PREPARATION STEP
1					WASH HANDS before beginning preparation & SANITIZE surfaces & equipment.
2					Portion according to serving size.
3					Discard unused product.



Banana Whole Fresh (Banana)

Margarine Spread Cup PC (Soft Margarine Cup)

SERVING SIZE	ALLERGENS
1 each	ⓘ Contains: AllergenMilk

NUTRIENTS PER SERVING					
CALORIES	CARBOHYDRATES	PROTEIN	TOTAL FAT	CALCIUM	SODIUM
25 kcal	0 g	0 g	3 g	0 mg	35 mg

INGREDIENTS	SERVINGS 25	SERVINGS 50	SERVINGS 75	SERVINGS 100	PREPARATION STEP
1					WASH HANDS before beginning preparation & SANITIZE surfaces & equipment.
2					Portion according to serving size.
3					Discard unused product.

Milk 1% 8 flz PC (1% Milk)

SERVING SIZE	ALLERGENS
8 fl. oz	ⓘ Contains: AllergenMilk

NUTRIENTS PER SERVING					
CALORIES	CARBOHYDRATES	PROTEIN	TOTAL FAT	CALCIUM	SODIUM
100 kcal	13 g	9 g	2.5 g	350 mg	110 mg

INGREDIENTS	SERVINGS 25	SERVINGS 50	SERVINGS 75	SERVINGS 100	PREPARATION STEP
1					WASH HANDS before beginning preparation & SANITIZE surfaces & equipment.
2					Portion according to serving size.
3					CCP -- Maintain <40F/4C.
4					Discard unused product.

House Salad (House Salad)

COOK METHOD	SERVING SIZE	ALLERGENS
Chill	1 Cup	ⓘ Contains: Cucumber, Tomato

NUTRIENTS PER SERVING					
CALORIES	CARBOHYDRATES	PROTEIN	TOTAL FAT	CALCIUM	SODIUM
25 kcal	6 g	2 g	0 g	40 mg	15 mg

INGREDIENTS	SERVINGS 25	SERVINGS 50	SERVINGS 75	SERVINGS 100	INGREDIENT PREP	PREPARATION STEP	
1 Lettuce, Iceberg	2 head	4 head	6 head	8 head	Diced	WASH HANDS before beginning preparation. SANITIZE surfaces & equipment. Place Lettuce in serving bowl or plate. Top with Tomatoes and Cucumbers.	
	Lettuce, Romaine Fresh	2 lb 4 Oz	4 lb 8 Oz	6 lb 12 Oz	9 lb		Diced
	Tomato, Grape Fresh	1 Qt	2 Qt	3 Qt	1 Gal		
	Cucumber, Fresh	1 lb 8 Oz	3 lb	4 lb 8 Oz	6 lb		Peeled & Sliced

Shrimp Scampi Hmd (Shrimp Scampi)

COOK METHOD	SERVING SIZE	ALLERGENS
Saute	4 Oz	ⓘ Contains: AllergenShellfish, AllergenSoy, Garlic, AllergenCrustacean, AllergenMilk, Citrus, Onion

NUTRIENTS PER SERVING					
CALORIES	CARBOHYDRATES	PROTEIN	TOTAL FAT	CALCIUM	SODIUM
180 kcal	5 g	14 g	13 g	75 mg	580 mg

INGREDIENTS	SERVINGS 25	SERVINGS 50	SERVINGS 75	SERVINGS 100	INGREDIENT PREP	PREPARATION STEP
1 Shrimp, Shell on Tail On	6 lb 4 Oz	12 lb 8 Oz	18 lb 12 Oz	25 lb		WASH HANDS before beginning preparation & SANITIZE surfaces & equipment.
2 Margarine, Solids	8 Oz	1 lb	1 lb 8 Oz	2 lb		
Oil, Vegetable	1/2 Cup	1 Cup	1 1/2 Cup	2 Cup		Peel and de-vein shrimp leaving the tail section intact.
3 Onion, Green/Spring/Scallions	2.5 Oz	5.5 Oz	8 Oz	10.5 Oz	Sliced	
Garlic, Whole Fresh	8.33 each	16.67 each	25 each	33.33 each	Minced	Melt margarine and oil in a large saute pan.
Juice, Lemon RTS	1/3 Cup	2/3 Cup	1 Cup	1 1/3 Cup		
4 Parsley, Fresh	1/2 Cup	1 Cup	1 1/2 Cup	2 Cup	Minced	
Lemon, Zest Fresh	1 1/8 tsp	2 1/8 tsp	1 Tbsp	1 Tbsp 1 tsp	Grated	Add onions and garlic to oil. Saute for 1 minute.
5						
						Add lemon juice, parsley and lemon rind to saute mixture. Add shrimp. Saute to internal temp 155F for 15 sec.

Shrimp Scampi Hmd (Shrimp Scampi)

	INGREDIENTS	SERVINGS 25	SERVINGS 50	SERVINGS 75	SERVINGS 100	INGREDIENT PREP	PREPARATION STEP
6							CCP -- Maintain: Product held at >135F/57C Temperature should be taken every 2 hours during holding. *Maintaining at the proper temperature will present no food safety issue; long hot holding times can affect food quality.
7							CCP -- Cool: Product must reach 135F/57C to 70F/21C within 2 hrs and 70F/21C to 40F/4C within 4 hrs.
8							CCP -- Reheat: To internal temperature of 165F/74C held for at least 15 seconds.

Pasta Fettuccine Spinach (Spinach Fettuccine)

COOK TIME	COOK METHOD	SERVING SIZE	ALLERGENS
10 Min	Boil	1/2 Cup	Ⓢ Contains: AllergenSoy, AllergenEggs, AllergenWheat, Spinach, AllergenMilk

NUTRIENTS PER SERVING					
CALORIES	CARBOHYDRATES	PROTEIN	TOTAL FAT	CALCIUM	SODIUM
200 kcal	34 g	6 g	4.5 g	20 mg	40 mg

INGREDIENTS	SERVINGS 25	SERVINGS 50	SERVINGS 75	SERVINGS 100	INGREDIENT PREP	PREPARATION STEP
1 Water, Tap	1 Gal	2 Gal	3 Gal	4 Gal	Boiled	WASH HANDS before beginning preparation. SANITIZE surfaces & equipment. Add Pasta gradually to boiling Water while stirring. Reheat to boiling. Stir occasionally to help prevent sticking. Cook uncovered at a fast boil until tender, about 10 min. Test for doneness. Pasta should be firm to the bite. Drain.
1 Pasta, Fettuccini Spinach Dry	2 lb 8 Oz	5 lb	7 lb 8 Oz	10 lb		
2 Margarine, Solids	1/2 Cup	1 Cup	1 1/2 Cup	2 Cup	Melted	Add Margarine to Pasta. Gently stir. CCP - Maintain >140F for only 4 hrs.
3						CCP - Cool: Product must reach 140F to 70F within 2hrs and 70F to 40F within 4 hrs. CCP - Reheat: To temp of 165F held for 15 sec, within 1 hr - one time only.

Asparagus Grilled f/Fresh (Grilled Buttered Asparagus)

SERVING SIZE	ALLERGENS
1/2 Cup	ⓘ Contains: AllergenSoy, Citrus, Asparagus, AllergenMilk

NUTRIENTS PER SERVING					
CALORIES	CARBOHYDRATES	PROTEIN	TOTAL FAT	CALCIUM	SODIUM
50 kcal	7 g	4 g	2 g	40 mg	70 mg

INGREDIENTS	SERVINGS 25	SERVINGS 50	SERVINGS 75	SERVINGS 100	INGREDIENT PREP	PREPARATION STEP
1 Asparagus, Fresh	9 lb	18 lb	27 lb	36 lb	Trimmed	WASH HANDS before beginning preparation. SANITIZE surfaces & equipment. Grill Asparagus until tender, approximately 10 minutes.
Margarine, Solids	1/4 Cup	1/2 Cup	3/4 Cup	1 Cup	Melted	Combine Margarine, Lemon Juice and Seasonings and add to cooked Asparagus.
Juice, Lemon RTS	3 tsp	2 Tbsp	3 Tbsp	1/4 Cup		
2 Salt, Iodized	1/2 tsp	1 tsp	1 1/2 tsp	2 tsp		
Pepper, Black Ground	1/2 tsp	1 tsp	1 1/2 tsp	2 tsp		
3						CCP - Maintain >140F for only 4 hrs.
4						CCP - Cool: Product must reach 140F to 70F within 2 hrs and 70F to 40F within 4 hrs.
5						CCP - Reheat: To internal temp of 165F held 15 sec within 1 hr - one time only.

Peaches Fresh (Peaches)

SERVING SIZE	ALLERGENS
1 each	ⓘ Contains: Peach

NUTRIENTS PER SERVING					
CALORIES	CARBOHYDRATES	PROTEIN	TOTAL FAT	CALCIUM	SODIUM
60 kcal	15 g	2 g	0 g	10 mg	0 mg

INGREDIENTS	SERVINGS 25	SERVINGS 50	SERVINGS 75	SERVINGS 100	PREPARATION STEP
1					WASH HANDS before beginning preparation & SANITIZE surfaces & equipment.
2					Portion according to serving size.
3					Discard unused product.

Margarine Spread Cup PC (Soft Margarine Cup)

SERVING SIZE	ALLERGENS
1 each	ⓘ Contains: AllergenMilk

NUTRIENTS PER SERVING					
CALORIES	CARBOHYDRATES	PROTEIN	TOTAL FAT	CALCIUM	SODIUM
25 kcal	0 g	0 g	3 g	0 mg	35 mg

INGREDIENTS	SERVINGS 25	SERVINGS 50	SERVINGS 75	SERVINGS 100	PREPARATION STEP
1					WASH HANDS before beginning preparation & SANITIZE surfaces & equipment.
2					Portion according to serving size.
3					Discard unused product.

Milk 1% 8 flz PC (1% Milk)

SERVING SIZE	ALLERGENS
8 fl. oz	ⓘ Contains: AllergenMilk

NUTRIENTS PER SERVING					
CALORIES	CARBOHYDRATES	PROTEIN	TOTAL FAT	CALCIUM	SODIUM
100 kcal	13 g	9 g	2.5 g	350 mg	110 mg

INGREDIENTS	SERVINGS 25	SERVINGS 50	SERVINGS 75	SERVINGS 100	PREPARATION STEP
1					WASH HANDS before beginning preparation & SANITIZE surfaces & equipment.
2					Portion according to serving size.
3					CCP -- Maintain <40F/4C.
4					Discard unused product.

Chicken Marsala Breast (Chicken Marsala)

COOK TIME	COOK-END TEMP	COOK METHOD	SERVING UTENSIL	SERVING SIZE	ALLERGENS
20 Min	165 °F	Saute	Spatula	3 Oz	Contains: Chicken, AllergenMilk, Carrots, AllergenSoy, Garlic, AllergenSulphites, Celery, Mushroom, AllergenWheat, Onion

NUTRIENTS PER SERVING					
CALORIES	CARBOHYDRATES	PROTEIN	TOTAL FAT	CALCIUM	SODIUM
210 kcal	8 g	21 g	10 g	20 mg	210 mg

INGREDIENTS	SERVINGS 25	SERVINGS 50	SERVINGS 75	SERVINGS 100	INGREDIENT PREP	PREPARATION STEP
1						WASH HANDS before beginning preparation & SANITIZE surfaces & equipment.
2 Chicken, Breast Bnls Sknls	6 lb 8 Oz	13 lb	19 lb 8 Oz	26 lb		Lightly pound chicken with mallet and set aside.
3 Thyme, Fresh	2 tsp	1 Tbsp 1 tsp	2 Tbsp	2 Tbsp 2 tsp	Chopped	Combine flour, salt and pepper. Dredge chicken in seasoned flour mixture.
Garlic, Whole Fresh	2 Oz	4 Oz	6 Oz	8 Oz	Minced	
Shallots, Peeled Fresh	2 Oz	4 Oz	6 Oz	8 Oz	Minced	
4 Flour, All Purpose	5 Oz	10 Oz	15 Oz	1 lb 4 Oz		Heat butter in pan until completely melted and brown chicken each side 4-5 min until golden brown.
Salt, Iodized	3/4 tsp	1 3/4 tsp	2 1/2 tsp	1 Tbsp		

Chicken Marsala Breast (Chicken Marsala)

	INGREDIENTS	SERVINGS 25	SERVINGS 50	SERVINGS 75	SERVINGS 100	INGREDIENT PREP	PREPARATION STEP
	Pepper, Black Ground	3/4 tsp	1 3/4 tsp	2 1/2 tsp	1 Tbsp		
5	Mushrooms, Fresh	1 lb 8 Oz	3 lb	4 lb 8 Oz	6 lb	Sliced	Once chicken has browned add thyme, garlic, & shallots. Saute until garlic & shallots turn lightly brown around the edges.
	Stock Chicken Hmd	2 Cup	1 Qt	1 1/2 Qt	2 Qt	Prepared	
	Margarine, Solids	1 Cup	2 Cup	3 Cup	1 Qt		
	Wine, Marsala	1 1/2 Cup	3 Cup	1 1/8 Qt	1 1/2 Qt		
6							Add wine, broth and mushrooms. Bring to gentle boil until liquid is reduced by half & sauce has thickened.
7							For Whole, Cut, or Ground Poultry (e.g., Chicken, Turkey, Duck): Cook to internal temp of 165F/74C held for 15 sec.
8							CCP -- Maintain: Product held at >135F/57C Temperature should be taken every 2 hours during holding. *Maintaining at the proper temperature will present no food safety issue; long hot holding times can affect food quality.
9							CCP -- Cool: Product must reach 135F/57C to 70F/21C within 2 hrs and 70F/21C to 40F/4C within 4 hrs.
10							CCP -- Reheat: To internal temperature of 165F/74C held for at least 15 seconds.

Stock Chicken Hmd (Chicken Stock)

COOK TIME	COOK TEMP	COOK METHOD	SERVING SIZE	ALLERGENS
360 Min	200.0 °F	Simmer	4 fl. oz	ⓘ Contains: Carrots, Onion, Garlic, Celery

NUTRIENTS PER SERVING					
CALORIES	CARBOHYDRATES	PROTEIN	TOTAL FAT	CALCIUM	SODIUM
20 kcal	3 g	2 g	0.5 g	30 mg	170 mg

INGREDIENTS	SERVINGS 25	SERVINGS 50	SERVINGS 75	SERVINGS 100	PREPARATION STEP
1 Chicken, Bones	5 lb	10 lb	15 lb	20 lb	WASH HANDS before beginning preparation & SANITIZE surfaces & equipment. Rinse bones well with clean running water.
Water, Tap	1 Gal	2 Gal	3 Gal	4 Gal	
Onion, Yellow	12 Oz	1 lb 8 Oz	2 lb 4 Oz	3 lb	
Celery, Fresh	6 Oz	12 Oz	1 lb 2 Oz	1 lb 8 Oz	
2 Carrot, Fresh	6 Oz	12 Oz	1 lb 2 Oz	1 lb 8 Oz	
Salt, Iodized	1 1/2 tsp	1 Tbsp	1 Tbsp 2 tsp	2 Tbsp	
Sachet d' Espices	1 each	2 each	3 each	4 each	
Pepper, Black Ground	1 tsp	2 tsp	1 Tbsp	1 Tbsp 1 tsp	

Stock Chicken Hmd (Chicken Stock)

	INGREDIENTS	SERVINGS 25	SERVINGS 50	SERVINGS 75	SERVINGS 100	PREPARATION STEP
3	Cheese Cloth	5 g	5 g	5 g	5 g	Combine Bones, Water and remaining ingredients in a large stock pot. Tie Sachet d'Espices to the handle of the pot if possible (cut away any remaining string to prevent fire). Bring water to a boil and then reduce to a simmer and cook for a minimum of six hours replacing water to original amount each hour. Also skim fat as needed each hour.
4						When done cooking strain stock twice, once with a large hole china cap and once with a fine hole china cap lined with cheese cloth. Cook to an internal temperature of 165F/74C for a minimum of 15 seconds.
5						CCP -- Maintain: Product held at >135F/57C Temperature should be taken every 2 hours during holding. *Maintaining at the proper temperature will present no food safety issue; long hot holding times can affect food quality.
6						CCP -- Cool: Product must reach 135F/57C to 70F/21C within 2 hrs and 70F/21C to 40F/4C within 4 hrs.
7						CCP -- Reheat: To internal temperature of 165F/74C held for at least 15 seconds.

Sachet d' Espices (Sachet d' Espices)

COOK METHOD	SERVING SIZE	ALLERGENS
Make	1 each	ⓘ Contains: Garlic

NUTRIENTS PER SERVING					
CALORIES	CARBOHYDRATES	PROTEIN	TOTAL FAT	CALCIUM	SODIUM
35 kcal	9 g	2 g	0.5 g	175 mg	10 mg

INGREDIENTS	SERVINGS 25	SERVINGS 50	SERVINGS 75	SERVINGS 100	PREPARATION STEP	
1					WASH HANDS before beginning preparation & SANITIZE surfaces & equipment.	
2					Wash Thyme & Parsley well, leave stems whole, peel garlic, trim ends & lightly crush.	
Thyme, Fresh	6.5 Oz	12.5 Oz	1 lb 3 Oz	1 lb 9 Oz		
Parsley, Fresh	6.5 Oz	12.5 Oz	1 lb 3 Oz	1 lb 9 Oz		
Garlic, Whole Fresh	2.5 Oz	5 Oz	7.5 Oz	10 Oz		
Peppercorns, Black	3/4 Cup	1 1/2 Cup	2 1/4 Cup	3 Cup		
Bay Leaf, Whole	25 each	50 each	75 each	100 each		
3	Cheese Cloth	5 g	5 g	5 g	5 g	Cut Cheese Cloth into 6 inch squares, place one quarter ounce each of Parsley & Thyme, 1 each of Garlic Clove, 5 each Peppercorns and 1 Bay Leaf in the center of Cheese cloth.
4	Twine, Butcher's	5 g	5 g	5 g	5 g	Cut and 18 inch piece of Butchers Twine. Gather the ends of the cheese cloth together and twist to enclose the Herbs & Spices. Using the Twine, tie Cheese cloth around the twist to seal. Leave as much of the Twine on one end as possible to tie to the pot handle for easy retrieval.



Potato Medley Roasted RTC (Roasted Potato Medley)

COOK-END TEMP	SERVING SIZE	ALLERGENS
145 °F	1/2 Cup	ⓘ Contains: Potatoes, Potatoes, Sweet, Onion, Garlic

NUTRIENTS PER SERVING					
CALORIES	CARBOHYDRATES	PROTEIN	TOTAL FAT	CALCIUM	SODIUM
100 kcal	19 g	2 g	2.5 g	10 mg	260 mg

INGREDIENTS	SERVINGS 25	SERVINGS 50	SERVINGS 75	SERVINGS 100	PREPARATION STEP
1					WASH HANDS before beginning preparation & SANITIZE surfaces & equipment.
2					Prepare product as per package instructions.
3					CCP -- Cook to internal temp of 145F/62C held for 15 sec.
4					Portion according to serving size.
5					CCP -- Maintain: Product held at >135F/57C Temperature should be taken every 2 hours during holding. *Maintaining at the proper temperature will present no food safety issue; long hot holding times can affect food quality.
6					CCP -- Cool: Product must reach 135F/57C to 70F/21C within 2 hrs and 70F/21C to 40F/4C within 4 hrs.
7					CCP -- Reheat: To internal temperature of 165F/74C held for at least 15 seconds.
8					Discard unused product.

Potato Medley Roasted RTC (Roasted Potato Medley)

Vegetable Mix Broccoli Normandy f/Frz (Broccoli Normandy)

COOK METHOD	SERVING SIZE	ALLERGENS
Steam	1/2 Cup	ⓘ Contains: Carrots, AllergenSoy, Broccoli, Cauliflower, AllergenMilk

NUTRIENTS PER SERVING					
CALORIES	CARBOHYDRATES	PROTEIN	TOTAL FAT	CALCIUM	SODIUM
50 kcal	7 g	3 g	2 g	40 mg	55 mg

INGREDIENTS	SERVINGS 25	SERVINGS 50	SERVINGS 75	SERVINGS 100	PREPARATION STEP	
1	Vegetable Mix, Broc Normandy Frz	5 lb	10 lb	15 lb	20 lb	WASH HANDS before beginning preparation & SANITIZE surfaces & equipment.
	Margarine, Solids	1/4 Cup	1/2 Cup	3/4 Cup	1 Cup	
	Paprika	1 tsp	2 tsp	1 Tbsp	1 Tbsp 1 tsp	
2					Steam or boil Vegetables until tender. Add Seasoning and mix well.	
3					CCP -- Maintain: Product held at >135F/57C Temperature should be taken every 2 hours during holding. *Maintaining at the proper temperature will present no food safety issue; long hot holding times can affect food quality.	
4					CCP -- Cool: Product must reach 135F/57C to 70F/21C within 2 hrs and 70F/21C to 40F/4C within 4 hrs.	
5					CCP -- Reheat: To internal temperature of 165F/74C held for at least 15 seconds.	

Peaches Sliced Chilled JcPk Cnd (Chilled Peaches)

COOK METHOD	SERVING UTENSIL	SERVING SIZE	ALLERGENS
Chill	4z Spoodle	1/2 Cup	ⓘ Contains: Peach

NUTRIENTS PER SERVING					
CALORIES	CARBOHYDRATES	PROTEIN	TOTAL FAT	CALCIUM	SODIUM
50 kcal	14 g	1 g	0 g	10 mg	5 mg

INGREDIENTS	SERVINGS 25	SERVINGS 50	SERVINGS 75	SERVINGS 100	INGREDIENT PREP	PREPARATION STEP
1						WASH HANDS before beginning preparation & SANITIZE surfaces & equipment.
2 Peaches, Sliced JcPk	3 Qt	1 Gal 3 Cup	2 Gal 2 Cup	3 Gal	Drained	Serve according to portion size.
3						CCP -- Maintain <40F/4C; discard unused product.

Margarine Spread Cup PC (Soft Margarine Cup)

SERVING SIZE	ALLERGENS
1 each	ⓘ Contains: AllergenMilk

NUTRIENTS PER SERVING					
CALORIES	CARBOHYDRATES	PROTEIN	TOTAL FAT	CALCIUM	SODIUM
25 kcal	0 g	0 g	3 g	0 mg	35 mg

INGREDIENTS	SERVINGS 25	SERVINGS 50	SERVINGS 75	SERVINGS 100	PREPARATION STEP
1					WASH HANDS before beginning preparation & SANITIZE surfaces & equipment.
2					Portion according to serving size.
3					Discard unused product.

Milk 1% 8 flz PC (1% Milk)

SERVING SIZE	ALLERGENS
8 fl. oz	ⓘ Contains: AllergenMilk

NUTRIENTS PER SERVING					
CALORIES	CARBOHYDRATES	PROTEIN	TOTAL FAT	CALCIUM	SODIUM
100 kcal	13 g	9 g	2.5 g	350 mg	110 mg

INGREDIENTS	SERVINGS 25	SERVINGS 50	SERVINGS 75	SERVINGS 100	PREPARATION STEP
1					WASH HANDS before beginning preparation & SANITIZE surfaces & equipment.
2					Portion according to serving size.
3					CCP -- Maintain <40F/4C.
4					Discard unused product.

Denver Scramble (Denver Scramble)

COOK TIME	COOK TEMP	COOK-END TEMP	COOK METHOD	SERVING SIZE	ALLERGENS
20 Min	350.0 °F	145 °F	Bake	1/2 Cup	ⓘ Contains: AllergenEggs, AllergenMilk, Pork & Products, AllergenSoy, Peppers Bell, Onion

NUTRIENTS PER SERVING					
CALORIES	CARBOHYDRATES	PROTEIN	TOTAL FAT	CALCIUM	SODIUM
230 kcal	14 g	14 g	15 g	75 mg	450 mg

INGREDIENTS	SERVINGS 25	SERVINGS 50	SERVINGS 75	SERVINGS 100	INGREDIENT PREP	PREPARATION STEP
1 Pepper Medley f/Fresh Onion, Yellow Diced Egg, Liquid Frz Milk, 2% Bulk Margarine, Solids	3 Qt	1 Gal 3 Cup	2 Gal 2 Cup	3 Gal	Chopped	WASH HANDS before beginning preparation & SANITIZE surfaces & equipment.
	3 Qt	1 Gal 3 Cup	2 Gal 2 Cup	3 Gal		
	1 1/4 Qt	2 3/4 Qt	1 Gal	1 Gal 2 Cup	Thawed	
	1 1/4 Cup	2 1/2 Cup	3 3/4 Cup	1 1/4 Qt		
	2/3 Cup	1 1/4 Cup	2.0 Cup	2 1/2 Cup		
2 Ham, Buffet Flat Bnls	1 lb 6 Oz	2 lb 13 Oz	4 lb 3 Oz	5 lb 10 Oz	Diced Small	Saute pepper and onions until tender. Combine eggs, milk and margarine. Beat until blended.
3						Add chopped ham.

Denver Scramble (Denver Scramble)

	INGREDIENTS	SERVINGS 25	SERVINGS 50	SERVINGS 75	SERVINGS 100	INGREDIENT PREP	PREPARATION STEP
4							Melt margarine in fry pan, griddle or steam jacket kettle. Pour egg mixture into pan. Cook over low heat to desired consistency. Eggs should be glossy. Batch Cook.
5							Eggs: Cook to internal temp of 145F/62C held for 15 sec.
6							CCP -- Maintain: Product held at >135F/57C Temperature should be taken every 2 hours during holding. *Maintaining at the proper temperature will present no food safety issue; long hot holding times can affect food quality.
7							Discard unused product.

Pepper Medley f/Fresh (Pepper Medley)

COOK METHOD	SERVING SIZE	ALLERGENS
Grill	1/2 Cup	ⓘ Contains: Peppers Bell

NUTRIENTS PER SERVING					
CALORIES	CARBOHYDRATES	PROTEIN	TOTAL FAT	CALCIUM	SODIUM
45 kcal	6 g	2 g	2.5 g	10 mg	5 mg

INGREDIENTS	SERVINGS 25	SERVINGS 50	SERVINGS 75	SERVINGS 100	INGREDIENT PREP	PREPARATION STEP
1						WASH HANDS before beginning preparation & SANITIZE surfaces & equipment.
Pepper, Green Fresh	3 lb	6 lb	9 lb	12 lb	Cut into Strips	Cook vegetables with oil on grill to desired tenderness.
Pepper, Red Fresh	3 lb	6 lb	9 lb	12 lb	Cut into Strips	
Oil, Vegetable	1/4 Cup	1/2 Cup	3/4 Cup	1 Cup		
3						CCP -- Maintain: Product held at >135F/57C Temperature should be taken every 2 hours during holding. *Maintaining at the proper temperature will present no food safety issue; long hot holding times can affect food quality.
4						CCP -- Cool: Product must reach 135F/57C to 70F/21C within 2 hrs and 70F/21C to 40F/4C within 4 hrs.
5						CCP -- Reheat: To internal temperature of 165F/74C held for at least 15 seconds.

Potato O'Brien Diced f/Fresh (O'Brien Potatoes)

COOK TIME	COOK TEMP	COOK METHOD	SERVING SIZE	ALLERGENS
45 Min	400.0 °F	Bake	1/2 Cup	ⓘ Contains: Potatoes, Onion, Peppers Bell, AllergenSoy, AllergenMilk

NUTRIENTS PER SERVING					
CALORIES	CARBOHYDRATES	PROTEIN	TOTAL FAT	CALCIUM	SODIUM
110 kcal	21 g	2 g	2.5 g	10 mg	25 mg

INGREDIENTS	SERVINGS 25	SERVINGS 50	SERVINGS 75	SERVINGS 100	INGREDIENT PREP	PREPARATION STEP
1 Potato, Russet/Baking Fresh Pepper, Green Fresh Pimento, Pieces Cnd Onion, Yellow	5 lb	10 lb	15 lb	20 lb	Peeled & Cubed	WASH HANDS before beginning preparation. SANITIZE surfaces & equipment. Preprep: Peel Potatoes and cube. Mince Green Pepper, Onion and Pimentos. Steam or boil until tender.
	4.5 Oz	9 Oz	13.5 Oz	1 lb 2 Oz	Diced	
	4.5 Oz	9 Oz	13.5 Oz	1 lb 2 Oz		
	4.5 Oz	9 Oz	13.5 Oz	1 lb 2 Oz	Diced	
2 Pepper, Black Ground Margarine, Solids	1/2 tsp	3/4 tsp	1 1/8 tsp	1 1/2 tsp		Pan Fry Potatoes and Vegetables in Margarine. Add Seasoning and cook to light brown; 30-40 min. Serve immediately.
	2.5 Oz	5 Oz	7.5 Oz	10 Oz		
3						CCP -- Hold at 140F for only 4 hrs. Discard left over.

Vegetable Mix Prince Edward Blend (Prince Edward Vegetable Blend)



Health & Human Services



COOK TEMP	COOK METHOD	SERVING SIZE	ALLERGENS
0.0 °F	Steam	1/2 Cup	ⓘ Contains: AllergenSoy, AllergenMilk, Carrots

NUTRIENTS PER SERVING					
CALORIES	CARBOHYDRATES	PROTEIN	TOTAL FAT	CALCIUM	SODIUM
80 kcal	12 g	3 g	2 g	30 mg	50 mg

INGREDIENTS	SERVINGS 25	SERVINGS 50	SERVINGS 75	SERVINGS 100	INGREDIENT PREP	PREPARATION STEP
1 Vegetable Mix, Prince Edward Frz	5 lb	10 lb	15 lb	20 lb		WASH HANDS before beginning preparation & SANITIZE surfaces & equipment.
Margarine, Solids	1/4 Cup	1/2 Cup	3/4 Cup	1 Cup	Melted	
2						Steam or boil vegetables until tender. Add margarine & mix well.
3						CCP -- Maintain: Product held at >135F/57C Temperature should be taken every 2 hours during holding. *Maintaining at the proper temperature will present no food safety issue; long hot holding times can affect food quality.
4						CCP -- Cool: Product must reach 135F/57C to 70F/21C within 2 hrs and 70F/21C to 40F/4C within 4 hrs.
5						CCP -- Reheat: To internal temperature of 165F/74C held for at least 15 seconds.

Strawberries f/Fresh (Fresh Strawberries)

COOK METHOD	SERVING SIZE	ALLERGENS
Chill	1/2 Cup	ⓘ Contains: Strawberry

NUTRIENTS PER SERVING					
CALORIES	CARBOHYDRATES	PROTEIN	TOTAL FAT	CALCIUM	SODIUM
35 kcal	9 g	1 g	0 g	20 mg	5 mg

INGREDIENTS	SERVINGS 25	SERVINGS 50	SERVINGS 75	SERVINGS 100	PREPARATION STEP
1 Strawberries, Fresh	6 lb 4 Oz	12 lb 8 Oz	18 lb 12 Oz	25 lb	WASH HANDS before beginning preparation & SANITIZE surfaces & equipment.
2					WASH ALL PRODUCE under cool, running water. Drain well.
3					Remove stems and cut into quarters.
4					CCP -- Maintain <40F/4C; discard unused product.

Bagel Whole Grain (Whole Grain Bagel)

SERVING SIZE	ALLERGENS
1 each	ⓘ Contains: AllergenWheat, AllergenSoy

NUTRIENTS PER SERVING					
CALORIES	CARBOHYDRATES	PROTEIN	TOTAL FAT	CALCIUM	SODIUM
140 kcal	28 g	6 g	1 g	20 mg	250 mg

INGREDIENTS	SERVINGS 25	SERVINGS 50	SERVINGS 75	SERVINGS 100	PREPARATION STEP
1					WASH HANDS before beginning preparation & SANITIZE surfaces & equipment.
2					Portion according to serving size.
3					Discard unused product.

Jelly Assorted 0.5z PC (Jelly)

SERVING SIZE	ALLERGENS
1 each	None

NUTRIENTS PER SERVING					
CALORIES	CARBOHYDRATES	PROTEIN	TOTAL FAT	CALCIUM	SODIUM
40 kcal	10 g	0 g	0 g	0 mg	5 mg

INGREDIENTS	SERVINGS 25	SERVINGS 50	SERVINGS 75	SERVINGS 100	PREPARATION STEP
1					WASH HANDS before beginning preparation & SANITIZE surfaces & equipment.
2					Portion according to serving size.
3					Discard unused product.

Milk 1% 8 flz PC (1% Milk)

SERVING SIZE	ALLERGENS
8 fl. oz	ⓘ Contains: AllergenMilk

NUTRIENTS PER SERVING					
CALORIES	CARBOHYDRATES	PROTEIN	TOTAL FAT	CALCIUM	SODIUM
100 kcal	13 g	9 g	2.5 g	350 mg	110 mg

INGREDIENTS	SERVINGS 25	SERVINGS 50	SERVINGS 75	SERVINGS 100	PREPARATION STEP
1					WASH HANDS before beginning preparation & SANITIZE surfaces & equipment.
2					Portion according to serving size.
3					CCP -- Maintain <40F/4C.
4					Discard unused product.

Soup Beef Lentil Hmd (Beef Lentil Soup)

COOK TIME	COOK TEMP	COOK METHOD	SERVING SIZE	ALLERGENS
240 Min	200.0 °F	Simmer	6 fl. oz	ⓘ Contains: Onion, Carrots, Beef, Corn, Celery, Beans/Legumes

NUTRIENTS PER SERVING					
CALORIES	CARBOHYDRATES	PROTEIN	TOTAL FAT	CALCIUM	SODIUM
80 kcal	9 g	8 g	1.5 g	30 mg	135 mg

INGREDIENTS	SERVINGS 25	SERVINGS 50	SERVINGS 75	SERVINGS 100	INGREDIENT PREP	PREPARATION STEP
1 Beef, Roast Raw Rnd-Top Inside	1 lb 8 Oz	3 lb	4 lb 8 Oz	6 lb	Diced	WASH HANDS before beginning preparation & SANITIZE surfaces & equipment.
2 Onion, Yellow	8 Oz	1 lb	1 lb 8 Oz	2 lb	Chopped	
2 Celery, Fresh	8 Oz	1 lb	1 lb 8 Oz	2 lb	Chopped	Pre prep / Mise en place: Wash vegetables and fruit well under cold running water, trim and peel if needed, process meats and vegetables as instructed in recipe. Then gather remaining ingredients on cart with prepped items
3 Base, Beef Paste LS G-F	1/3 Cup	3/4 Cup	1 1/8 Cup	1 1/2 Cup		Brown beef cubes in kettle. Drain off fat
3 Water, Tap	1 Gal 3 Cup	3 Gal	4 Gal 3 Cup	6 Gal		
4 Pepper, Black Ground	1/2 tsp	1 tsp	1 1/2 tsp	2 tsp		Add celery and onions. Saute for 15 minutes or until tender.
						Add soup base to water and heat to make broth. Add remaining ingredients to soup. Bring to a boil. Lower heat and simmer for 1 hour, stirring occasionally. Taste for seasoning and add additional salt if needed

Soup Beef Lentil Hmd (Beef Lentil Soup)

	INGREDIENTS	SERVINGS 25	SERVINGS 50	SERVINGS 75	SERVINGS 100	INGREDIENT PREP	PREPARATION STEP
	Carrot, Fresh	8 Oz	1 lb	1 lb 8 Oz	2 lb	Chopped	
	Beans, Lentil Dry	8 Oz	1 lb	1 lb 8 Oz	2 lb		
5							To serve, ladle 6 oz. into soup bow.
6							CCP -- Maintain: Product held at >135F/57C Temperature should be taken every 2 hours during holding. *Maintaining at the proper temperature will present no food safety issue; long hot holding times can affect food quality.
7							CCP -- Cool: Product must reach 135F/57C to 70F/21C within 2 hrs and 70F/21C to 40F/4C within 4 hrs.
8							CCP -- Reheat: To internal temperature of 165F/74C held for at least 15 seconds.

Steak Cobb Salad (Steak Cobb Salad)

COOK TEMP	COOK METHOD	SERVING SIZE	ALLERGENS
0.0 °F	Chill	1 each	ⓘ Contains: Peppers Bell, AllergenEggs, AllergenWheat, AllergenFish, Spinach, Tomato, Beef

NUTRIENTS PER SERVING					
CALORIES	CARBOHYDRATES	PROTEIN	TOTAL FAT	CALCIUM	SODIUM
180 kcal	13 g	15 g	9 g	75 mg	270 mg

INGREDIENTS	SERVINGS 25	SERVINGS 50	SERVINGS 75	SERVINGS 100	INGREDIENT PREP	PREPARATION STEP
1 Egg Boiled Hard Whole RTS	12.5 each	25 each	37.5 each	50 each	Chopped	WASH HANDS before beginning preparation. SANITIZE surfaces & equipment. Preprep: Thaw Steak Prepare Hard Boiled Eggs as per separate recipe. Remove shell & refrigerate cooked Eggs at <40F for at least 2 hours.
2 Beef, Steak Strips Julienne	3 lb 2 Oz	6 lb 4 Oz	9 lb 6 Oz	12 lb 8 Oz	Cooked	Cut Steak into strips. Heat Steak to 155F held for 15 sec. CCP - Maintain >140F for only 4 hrs. Chicken will be hot when placed on Salad.
3 Lettuce, Iceberg	1 lb	2 lb	3 lb	4 lb	Bite Size	For each Salad, place 2 cup Lettuces on plate. Add 1 Tablespoon chopped Green Pepper, 1 Tablespoon chopped Tomato, 1Tablespoon Chopped Egg. CCP - Maintain <40F. At time of service add 3 oz hot Steak. **Traditionally, toppings are not evenly distributed in a Cobb Salad. Each Topping is placed in a separate pile on the top of the Salad. Check with Manager in regard to placement of Toppings for your facility. Serve with 2 Tablespoons Dressing.
Lettuce, Romaine Fresh	1 lb	2 lb	3 lb	4 lb	Bite Size	
Spinach, Fresh	1 lb	2 lb	3 lb	4 lb	Bite Size	

Steak Cobb Salad (Steak Cobb Salad)

INGREDIENTS	SERVINGS 25	SERVINGS 50	SERVINGS 75	SERVINGS 100	INGREDIENT PREP	PREPARATION STEP
Lettuce, Green Leaf	1 lb 4 Oz	2 lb 8 Oz	3 lb 12 Oz	5 lb		
Tomato, Fresh	3 lb	6 lb	9 lb	12 lb	Chopped	
Pepper, Green Fresh	1 lb 9 Oz	3 lb 2 Oz	4 lb 11 Oz	6 lb 4 Oz	Chopped	
Dressing, French LoCal Bulk	2 Cup	1 Qt	1 1/2 Qt	2 Qt		

Egg Boiled Hard Whole RTS (Hard Boiled Egg)

SERVING SIZE	ALLERGENS
1 each	ⓘ Contains: AllergenEggs

NUTRIENTS PER SERVING					
CALORIES	CARBOHYDRATES	PROTEIN	TOTAL FAT	CALCIUM	SODIUM
80 kcal	1 g	7 g	5 g	30 mg	65 mg

INGREDIENTS	SERVINGS 25	SERVINGS 50	SERVINGS 75	SERVINGS 100	PREPARATION STEP
1					WASH HANDS before beginning preparation & SANITIZE surfaces & equipment.
2					Prepare product as per package instructions.
3					Portion according to serving size.
4					CCP -- Maintain <40F/4C; discard unused product.
5					Discard unused product.

Egg Boiled Hard Whole RTS (Hard Boiled Egg)

Crisp Apple Betty Hmd (Apple Brown Betty)

COOK TEMP	COOK METHOD	SERVING UTENSIL	SERVING SIZE	ALLERGENS
350.0 °F	Bake	#10 scoop	1/2 Cup	ⓘ Contains: AllergenSoy, AllergenTreeNuts, AllergenWheat, AllergenMilk, Citrus, Cinnamon, Apples

NUTRIENTS PER SERVING					
CALORIES	CARBOHYDRATES	PROTEIN	TOTAL FAT	CALCIUM	SODIUM
160 kcal	34 g	2 g	2.5 g	30 mg	120 mg

INGREDIENTS	SERVINGS 25	SERVINGS 50	SERVINGS 75	SERVINGS 100	INGREDIENT PREP	PREPARATION STEP
1						WASH HANDS before beginning preparation & SANITIZE surfaces & equipment.
2						Combine Nutmeg, Sugar, Salt and Flour.
Nutmeg, Ground	1 3/4 tsp	1 Tbsp	1 Tbsp 2 tsp	2 Tbsp 1 tsp		
Sugar, Granulated Bulk	13.5 Oz	1 lb 11 Oz	2 lb 8 Oz	3 lb 5 Oz		
Salt, Iodized	1/4 tsp	1/2 tsp	3/4 tsp	1 1/8 tsp		
Flour, All Purpose	1.5 Oz	3.5 Oz	5 Oz	6.5 Oz		
3						Add Water and Lemon Juice to above; mix well.
Water, Tap	1/4 Cup	1/2 Cup	3/4 Cup	1 1/8 Cup		
Juice, Lemon RTS	1 Tbsp	2 Tbsp 1 tsp	3 Tbsp 1 tsp	1/4 Cup		
4					Drained	Combine Apples with above. Mix only enough to blend. Pour 1 gallon into each steamtable pan.
Apple Slices, Unsweetened Cnd	0.56 no. 10 can	1.11 no. 10 can	1.67 no. 10 can	2.22 no. 10 can		

Crisp Apple Betty Hmd (Apple Brown Betty)

	INGREDIENTS	SERVINGS 25	SERVINGS 50	SERVINGS 75	SERVINGS 100	INGREDIENT PREP	PREPARATION STEP
5	Cinnamon, Ground	1 1/8 tsp	2 1/4 tsp	1 Tbsp	1 Tbsp 1 tsp		Combine Bread Crumbs with Cinnamon and Brown Sugar. Mix well. Sprinkle 1 1/2 lb. over each steamtable pan.
	Margarine, Solids	2 Oz	4.5 Oz	6.5 Oz	9 Oz		
	Sugar, Brown Light	1/4 Cup	1/2 Cup	3/4 Cup	1 1/8 Cup		
	Bread Crumbs, Plain	9 Oz	1 lb 2 Oz	1 lb 11 Oz	2 lb 4 Oz		
6							Cook Time: 45-60 min.
7							CCP -- Maintain: Product held at >135F/57C Temperature should be taken every 2 hours during holding. *Maintaining at the proper temperature will present no food safety issue; long hot holding times can affect food quality.
8							CCP -- Cool: Product must reach 135F/57C to 70F/21C within 2 hrs and 70F/21C to 40F/4C within 4 hrs.
9							CCP -- Reheat: To internal temperature of 165F/74C held for at least 15 seconds.

Margarine Spread Cup PC (Soft Margarine Cup)

SERVING SIZE	ALLERGENS
1 each	ⓘ Contains: AllergenMilk

NUTRIENTS PER SERVING					
CALORIES	CARBOHYDRATES	PROTEIN	TOTAL FAT	CALCIUM	SODIUM
25 kcal	0 g	0 g	3 g	0 mg	35 mg

INGREDIENTS	SERVINGS 25	SERVINGS 50	SERVINGS 75	SERVINGS 100	PREPARATION STEP
1					WASH HANDS before beginning preparation & SANITIZE surfaces & equipment.
2					Portion according to serving size.
3					Discard unused product.

Milk 1% 8 flz PC (1% Milk)

SERVING SIZE	ALLERGENS
8 fl. oz	ⓘ Contains: AllergenMilk

NUTRIENTS PER SERVING					
CALORIES	CARBOHYDRATES	PROTEIN	TOTAL FAT	CALCIUM	SODIUM
100 kcal	13 g	9 g	2.5 g	350 mg	110 mg

INGREDIENTS	SERVINGS 25	SERVINGS 50	SERVINGS 75	SERVINGS 100	PREPARATION STEP
1					WASH HANDS before beginning preparation & SANITIZE surfaces & equipment.
2					Portion according to serving size.
3					CCP -- Maintain <40F/4C.
4					Discard unused product.

Chicken Fried Oven f/Thigh (Oven Fried Chicken)

COOK TIME	COOK TEMP	COOK-END TEMP	COOK METHOD	SERVING UTENSIL	SERVING SIZE	ALLERGENS
55 Min	325.0 °F	165 °F	Bake	Tongs	3 Oz	ⓘ Contains: Chicken, AllergenSoy, AllergenMilk, AllergenWheat, AllergenEggs

NUTRIENTS PER SERVING					
CALORIES	CARBOHYDRATES	PROTEIN	TOTAL FAT	CALCIUM	SODIUM
130 kcal	4 g	18 g	4.5 g	20 mg	240 mg

	INGREDIENTS	SERVINGS 25	SERVINGS 50	SERVINGS 75	SERVINGS 100	INGREDIENT PREP	PREPARATION STEP
1							WASH HANDS before beginning preparation. SANITIZE surfaces & equipment.
2	Chicken, Thigh Bnls Sknls	6 lb 12 Oz	13 lb 9 Oz	20 lb 5 Oz	27 lb 2 Oz		Prepare egg wash by combining eggs and buttermilk. Mix well. Mix dip seasoning with flour. Dip chicken into egg wash and then into flour mix. Coat well and place coated chicken pieces in single layer on baking sheet sprayed with non-stick pan spray.
	Egg, Shell Large	1/3 Cup	2/3 Cup	1 Cup	1 1/3 Cup		
	Milk, Buttermilk Bulk	1/2 Cup	1 Cup	1 1/2 Cup	2 Cup		
	Flour, All Purpose	1/2 Cup	1 Cup	1 1/2 Cup	2 Cup		
	Seasoning, All Purpose	1/2 Cup	1 Cup	1 1/2 Cup	2 Cup		
3	Margarine, Solids	1 Tbsp	2 Tbsp	3 Tbsp	1/4 Cup	Melted	Drizzle chicken with melted margarine and seasoned salt. Bake at 325F/162C for 45-60 min.

Chicken Fried Oven f/Thigh (Oven Fried Chicken)

	INGREDIENTS	SERVINGS 25	SERVINGS 50	SERVINGS 75	SERVINGS 100	INGREDIENT PREP	PREPARATION STEP
	Salt, Seasoning	1 1/2 tsp	1 Tbsp	1 Tbsp 2 tsp	2 Tbsp		
4							For Whole, Cut, or Ground Poultry (e.g., Chicken, Turkey, Duck): Cook to internal temp of 165F/74C held for 15 sec.
5							CCP -- Maintain: Product held at >135F/57C Temperature should be taken every 2 hours during holding. *Maintaining at the proper temperature will present no food safety issue; long hot holding times can affect food quality.
6							CCP -- Cool: Product must reach 140F/60C to 70F/21C within 2 hrs and 70F/21C to 40F/4C within 4 hrs.
7							CCP -- Reheat: To internal temperature of 165F/74C held for at least 15 seconds.

Potato Mashed f/Fresh w/Gravy Poultry Hmd (Mashed Potatoes & Poul



Health & Human Services



COOK METHOD	SERVING UTENSIL	SERVING SIZE	ALLERGENS
Boil	#8 scoop	1/2 Cup	ⓘ Contains: Potatoes, AllergenSoy, Chicken, Corn, Garlic, Onion, AllergenWheat, AllergenMilk

NUTRIENTS PER SERVING					
CALORIES	CARBOHYDRATES	PROTEIN	TOTAL FAT	CALCIUM	SODIUM
220 kcal	35 g	5 g	8 g	50 mg	220 mg

INGREDIENTS	SERVINGS 25	SERVINGS 50	SERVINGS 75	SERVINGS 100	INGREDIENT PREP	PREPARATION STEP
1 Potato, Russet/Baking Fresh	7 lb 12 Oz	15 lb 8 Oz	23 lb 4 Oz	31 lb	Peeled & Cubed	WASH HANDS before beginning preparation. SANITIZE surfaces & equipment. Place Potatoes in large pot and cover with Water. Cook until tender and drain.
2 Milk, 2% Bulk	3 Cup	1 1/2 Qt	2 1/4 Qt	3 Qt	Hot	Heat Milk with Butter & Salt, and just until scalded.
Margarine, Solids	1/3 Cup	3/4 Cup	1 1/8 Cup	1 1/2 Cup		
Salt, Iodized	1/2 tsp	1 tsp	1 1/2 tsp	2 tsp		
3 Gravy Poultry Hmd	50 fl. oz	100 fl. oz	150 fl. oz	200 fl. oz	Prepared	Combine Potatoes and Milk mixture with a mixer on medium speed until fluffy. *Maintain >140F/60C. Serve 1/2 c. potatoes with 2 Fl Oz Gravy.
4						CCP -- Maintain >140F/60C. Temperature should be taken every 2 hours during holding. *Maintaining at the proper temperature will present no food safety issue; long hot holding times can affect food quality. Refer to local or regional public health regulations for specific times. CCP -- Cool: Product must reach 140F/60C to 70F/21C within 2 hrs and 70F/21C to 40F/4C within 4 hrs. CCP -- Reheat: To internal temp of 165F/74C held 15 sec within 2 hrs - one time only.

Gravy Poultry Hmd (Poultry Gravy)

COOK TEMP	SERVING SIZE	ALLERGENS
0.0 °F	2 fl. oz	ⓘ Contains: AllergenSoy, Chicken, Onion, AllergenWheat, AllergenMilk, Garlic, Corn

NUTRIENTS PER SERVING					
CALORIES	CARBOHYDRATES	PROTEIN	TOTAL FAT	CALCIUM	SODIUM
50 kcal	3 g	0 g	4.5 g	0 mg	130 mg

INGREDIENTS	SERVINGS 25	SERVINGS 50	SERVINGS 75	SERVINGS 100	PREPARATION STEP
1					WASH HANDS before beginning preparation & SANITIZE surfaces & equipment.
2 Water, Tap	1 1/4 Qt	2 1/2 Qt	3 3/4 Qt	1 Gal 2 Cup	Heat Water and Chicken Base to boiling point.
Base, Chicken Paste LS G-F	1 Tbsp 1 tsp	2 Tbsp 2 tsp	3 Tbsp 2 tsp	1/3 Cup	Add Flour to melted Margarine and make roux. Add to hot stock, stir until thickened.
3 Flour, All Purpose	2/3 Cup	1 1/4 Cup	2.0 Cup	2 1/2 Cup	
Margarine, Solids	2/3 Cup	1 1/4 Cup	2.0 Cup	2 1/2 Cup	
Salt, Iodized	1.0 tsp	2.0 tsp	3 tsp	1 Tbsp 1 tsp	Add Seasonings and simmer until thick and smooth.
4 Pepper, Black Ground	1/4 tsp	3/4 tsp	1.0 tsp	1 1/4 tsp	
Seasoning, Poultry	1/4 tsp	3/4 tsp	1 1/8 tsp	1 1/2 tsp	

Gravy Poultry Hmd (Poultry Gravy)

	INGREDIENTS	SERVINGS 25	SERVINGS 50	SERVINGS 75	SERVINGS 100	PREPARATION STEP
	Parsley, Dried	1/2 tsp	1.0 tsp	1 1/2 tsp	2.0 tsp	
5						Portion using 2 oz ladle.
6						CCP -- Maintain: Product held at >135F/57C Temperature should be taken every 2 hours during holding. *Maintaining at the proper temperature will present no food safety issue; long hot holding times can affect food quality.
7						CCP -- Cool: Product must reach 135F/57C to 70F/21C within 2 hrs and 70F/21C to 40F/4C within 4 hrs.
8						CCP -- Reheat: To internal temperature of 165F/74C held for at least 15 seconds.

Carrot Glazed Baby f/Fresh (Glazed Baby Carrots)

COOK TEMP	SERVING SIZE	ALLERGENS
0.0 °F	1/2 Cup	ⓘ Contains: Citrus, AllergenSoy, Carrots, Garlic, Onion, AllergenMilk

NUTRIENTS PER SERVING					
CALORIES	CARBOHYDRATES	PROTEIN	TOTAL FAT	CALCIUM	SODIUM
90 kcal	14 g	1 g	4.5 g	40 mg	85 mg

INGREDIENTS	SERVINGS 25	SERVINGS 50	SERVINGS 75	SERVINGS 100	INGREDIENT PREP	PREPARATION STEP
1						WASH HANDS before beginning preparation & SANITIZE surfaces & equipment.
Carrot, Baby Whole Fresh	5 lb	10 lb	15 lb	20 lb		Wash Carrots. Mix all ingredients except Carrots. Add to Carrots mix well. Place in baking pan.
Juice, Orange Conc Unsweetened	1/2 Cup	1 Cup	1 1/2 Cup	2 Cup		
Water, Tap	1/2 Cup	1 Cup	1 1/2 Cup	2 Cup		
2 Seasoning, Pepper Lemon	1 tsp	2 tsp	1 Tbsp	1 Tbsp 1 tsp		
Margarine, Solids	1/2 Cup	1 Cup	1 1/2 Cup	2 Cup	Melted	
Sugar, Brown Light	1/2 Cup	1 Cup	1 1/2 Cup	2 Cup		
3						Bake at 400F for 15-20 min or until tender, turning frequently.

Carrot Glazed Baby f/Fresh (Glazed Baby Carrots)

	INGREDIENTS	SERVINGS 25	SERVINGS 50	SERVINGS 75	SERVINGS 100	INGREDIENT PREP	PREPARATION STEP
4							CCP -- Maintain: Product held at >135F/57C Temperature should be taken every 2 hours during holding. *Maintaining at the proper temperature will present no food safety issue; long hot holding times can affect food quality.
5							CCP -- Cool: Product must reach 135F/57C to 70F/21C within 2 hrs and 70F/21C to 40F/4C within 4 hrs.
6							CCP -- Reheat: To internal temperature of 165F/74C held for at least 15 seconds.

Plums f/Fresh (Fresh Plums)

COOK METHOD	SERVING SIZE	ALLERGENS
Chill	1/2 Cup	None

NUTRIENTS PER SERVING					
CALORIES	CARBOHYDRATES	PROTEIN	TOTAL FAT	CALCIUM	SODIUM
50 kcal	13 g	1 g	0 g	10 mg	0 mg

INGREDIENTS	SERVINGS 25	SERVINGS 50	SERVINGS 75	SERVINGS 100	PREPARATION STEP
1 Plums, Fresh	50 each	100 each	150 each	200 each	WASH HANDS before beginning preparation. SANITIZE surfaces & equipment. Wash Plums. Dice into bite-sized pieces for serving.
2					CCP - Maintain <40F.

Margarine Spread Cup PC (Soft Margarine Cup)

SERVING SIZE	ALLERGENS
1 each	ⓘ Contains: AllergenMilk

NUTRIENTS PER SERVING					
CALORIES	CARBOHYDRATES	PROTEIN	TOTAL FAT	CALCIUM	SODIUM
25 kcal	0 g	0 g	3 g	0 mg	35 mg

INGREDIENTS	SERVINGS 25	SERVINGS 50	SERVINGS 75	SERVINGS 100	PREPARATION STEP
1					WASH HANDS before beginning preparation & SANITIZE surfaces & equipment.
2					Portion according to serving size.
3					Discard unused product.

Milk 1% 8 flz PC (1% Milk)

SERVING SIZE	ALLERGENS
8 fl. oz	ⓘ Contains: AllergenMilk

NUTRIENTS PER SERVING					
CALORIES	CARBOHYDRATES	PROTEIN	TOTAL FAT	CALCIUM	SODIUM
100 kcal	13 g	9 g	2.5 g	350 mg	110 mg

INGREDIENTS	SERVINGS 25	SERVINGS 50	SERVINGS 75	SERVINGS 100	PREPARATION STEP
1					WASH HANDS before beginning preparation & SANITIZE surfaces & equipment.
2					Portion according to serving size.
3					CCP -- Maintain <40F/4C.
4					Discard unused product.

Salad Garden (Garden Salad)

COOK METHOD	SERVING SIZE	ALLERGENS
Chill	8 Oz	ⓘ Contains: Cucumber, Tomato

NUTRIENTS PER SERVING					
CALORIES	CARBOHYDRATES	PROTEIN	TOTAL FAT	CALCIUM	SODIUM
50 kcal	12 g	4 g	0.5 g	75 mg	30 mg

INGREDIENTS	SERVINGS 25	SERVINGS 50	SERVINGS 75	SERVINGS 100	INGREDIENT PREP	PREPARATION STEP	
1 Lettuce, Iceberg	4 head	8 head	12 head	16 head	Diced	WASH HANDS before beginning preparation. SANITIZE surfaces & equipment. Place Lettuce in serving bowl or plate. Top with Tomatoes and Cucumbers.	
	Lettuce, Romaine Fresh	4 lb 8 Oz	9 lb	13 lb 8 Oz	18 lb		Diced
	Tomato, Grape Fresh	2 Qt	1 Gal	1 Gal 3 Cup	2 Gal		
	Cucumber, Fresh	3 lb	6 lb	9 lb	12 lb		Peeled & Sliced

Pasta Fettucine Primavera Seafood (Seafood Primavera)

COOK TIME	COOK TEMP	SERVING SIZE	ALLERGENS
35 Min	325.0 °F	1 Cup	ⓘ Contains: AllergenShellfish, AllergenCrustacean, Carrots, Chicken, Garlic, AllergenEggs, AllergenWheat, AllergenFish, Broccoli, AllergenSoy, AllergenMilk, Mushroom, Onion, Corn

NUTRIENTS PER SERVING					
CALORIES	CARBOHYDRATES	PROTEIN	TOTAL FAT	CALCIUM	SODIUM
330 kcal	44 g	18 g	9 g	175 mg	430 mg

INGREDIENTS	SERVINGS 25	SERVINGS 50	SERVINGS 75	SERVINGS 100	PREPARATION STEP
1					WASH HANDS before beginning preparation & SANITIZE surfaces & equipment.
2	Carrot, Fresh 8 Oz	1 lb	1 lb 8 Oz	2 lb	Preprep-Finely mince Onion. Cut Fish into bite size pieces and hold at <40F. Cut Carrots in thin juliene strips 1 1/2" long. Cut Broccoli stems in smaller pieces. Steam Vegetables to tender crisp.
	Broccoli, Florets Fresh 8 Oz	1 lb	1 lb 8 Oz	2 lb	
	Margarine, Solids 6 Oz	12 Oz	1 lb 2 Oz	1 lb 8 Oz	
3	Onion, Yellow 2 Oz	4 Oz	6 Oz	8 Oz	Saute Onion in Margarine until tender. Add Garlic Powder.
	Garlic, Powder 1 tsp	2 tsp	1 Tbsp	1 Tbsp 1 tsp	
4	Flour, All Purpose 6 Oz	12 Oz	1 lb 2 Oz	1 lb 8 Oz	Add Flour. Stir with wire whip until Flour is mixed, stirring often for about 5 mins.
5	Water, Tap 1 1/2 Qt	2 3/4 Qt	1 Gal	1 Gal 2 Cup	Combine Water, Milk and Base. Gradually add to roux, Stirring with wire whisk. Cook stirring often, until thickened. Maintain >140F

Pasta Fettucine Primavera Seafood (Seafood Primavera)

	INGREDIENTS	SERVINGS 25	SERVINGS 50	SERVINGS 75	SERVINGS 100	PREPARATION STEP
	Milk, 2% Bulk	1 1/4 Qt	2 1/2 Qt	3 3/4 Qt	1 Gal 2 Cup	
	Base, Chicken Paste LS G-F	1/4 Cup	1/2 Cup	3/4 Cup	1 Cup	
6	Parsley, Dried	1/4 Cup	1/2 Cup	3/4 Cup	1 Cup	Add Seasoning, Meat, Mushrooms, Carrots and Broccoli to hot sauce.
	Fish, Pollock 2-4z Frz	1 lb 14 Oz	3 lb 12 Oz	5 lb 10 Oz	7 lb 8 Oz	
	Crab, Imitation	2 lb	4 lb	6 lb	8 lb	
	Mushrooms, Pieces Cnd	4 Oz	8 Oz	12 Oz	1 lb	
	Basil, Dried Leaves	1/4 Cup	1/2 Cup	3/4 Cup	1 Cup	
7	Pasta, Fettuccini Dry	2 lb	4 lb	6 lb	8 lb	Cook Pasta per package directions for 5-10 min til firm to touch.
	Water, Tap	2 Gal	4 Gal	6 Gal	8 Gal	
8	Cheese, Parmesan Grated	4.5 Oz	9 Oz	13.5 Oz	1 lb 2 Oz	Gently fold in Pasta to Meat Cream Sauce. Scale 13 lb per pan (12x20x2"). Sprinkle 3 oz Parmesan Cheese per pan. Bake 325F for 30-40 min to *internal temp of >165F for 15 sec.
9						CCP -- Maintain: Product held at >135F/57C Temperature should be taken every 2 hours during holding. *Maintaining at the proper temperature will present no food safety issue; long hot holding times can affect food quality.

Zucchini & Squash Yellow Sauteed f/Fresh (Squash Medley)

COOK TIME	COOK METHOD	SERVING SIZE	ALLERGENS
15 Min	Saute	1/2 Cup	ⓘ Contains: Onion, AllergenSoy, Garlic, AllergenMilk

NUTRIENTS PER SERVING					
CALORIES	CARBOHYDRATES	PROTEIN	TOTAL FAT	CALCIUM	SODIUM
45 kcal	6 g	2 g	2 g	30 mg	25 mg

INGREDIENTS	SERVINGS 25	SERVINGS 50	SERVINGS 75	SERVINGS 100	INGREDIENT PREP	PREPARATION STEP
1 Margarine, Solids	1/4 Cup	1/2 Cup	3/4 Cup	1 Cup		WASH HANDS before beginning preparation & SANITIZE surfaces & equipment.
	Onion, Yellow	1 lb 8 Oz	3 lb	4 lb 8 Oz	6 lb	
2 Zucchini, Fresh	2 lb 8 Oz	5 lb	7 lb 8 Oz	10 lb	Sliced	Melt margarine; sauté onion in margarine until tender.
	Squash, Yellow Fresh	2 lb 8 Oz	5 lb	7 lb 8 Oz	10 lb	
3 Garlic, Powder	1 tsp	2 tsp	1 Tbsp	1 Tbsp 1 tsp		Add zucchini and squash and sauté until tender and *internal temp >145F/63C has been reached; about 10-15 min
	Paprika	1 tsp	2 tsp	1 Tbsp	1 Tbsp 1 tsp	
	Pepper, White	1/2 tsp	1 tsp	1 1/2 tsp	2 tsp	
4						Add seasonings and fold carefully to mix well.

Zucchini & Squash Yellow Sauteed f/Fresh (Squash Medley)

	INGREDIENTS	SERVINGS 25	SERVINGS 50	SERVINGS 75	SERVINGS 100	INGREDIENT PREP	PREPARATION STEP
5							Portion 1/2 cup per serving.
6							CCP -- Maintain: Product held at >135F/57C Temperature should be taken every 2 hours during holding. *Maintaining at the proper temperature will present no food safety issue; long hot holding times can affect food quality.
7							CCP -- Cool: Product must reach 135F/57C to 70F/21C within 2 hrs and 70F/21C to 40F/4C within 4 hrs.
8							CCP -- Reheat: To internal temperature of 165F/74C held for at least 15 seconds.

Apple Salad Pecan f/Fresh (Apple Pecan Salad)

COOK METHOD	SERVING SIZE	ALLERGENS
Chill	1/2 Cup	ⓘ Contains: AllergenEggs, Apples, Citrus, AllergenMilk, AllergenTreeNuts, AllergenSulphites, Celery

NUTRIENTS PER SERVING					
CALORIES	CARBOHYDRATES	PROTEIN	TOTAL FAT	CALCIUM	SODIUM
270 kcal	24 g	3 g	20 g	40 mg	210 mg

INGREDIENTS	SERVINGS 25	SERVINGS 50	SERVINGS 75	SERVINGS 100	INGREDIENT PREP	PREPARATION STEP
1						WASH HANDS before beginning preparation & SANITIZE surfaces & equipment.
2 Apple, Red Delicious	3 lb 11 Oz	7 lb 6 Oz	11 lb 1 Oz	14 lb 12 Oz		Dice Apples into Lemon Juice to prevent Apples from turning dark.
Salt, Iodized	1 1/2 tsp	1 Tbsp	1 Tbsp 2 tsp	2 Tbsp		Combine remaining ingredients in bowl and mix well.
Pepper, Black Ground	3/4 tsp	1 1/2 tsp	2 tsp	1 Tbsp		
Juice, Lemon RTS	1 1/2 tsp	1 Tbsp	1 Tbsp 2 tsp	2 Tbsp		
3 Parsley, Fresh	2 tsp	1 Tbsp 2 tsp	2 Tbsp 1 tsp	3 Tbsp	Chopped	
Celery, Fresh	1 lb 4 Oz	2 lb 8 Oz	3 lb 12 Oz	5 lb	Diced	
Nuts, Pecan Pieces	12 Oz	1 lb 8 Oz	2 lb 4 Oz	3 lb	Chopped	
Raisins, Bulk	12 Oz	1 lb 8 Oz	2 lb 4 Oz	3 lb		

Apple Salad Pecan f/Fresh (Apple Pecan Salad)

INGREDIENTS	SERVINGS 25	SERVINGS 50	SERVINGS 75	SERVINGS 100	INGREDIENT PREP	PREPARATION STEP
Mayonnaise, Bulk	1 Cup	2 Cup	3 Cup	1 Qt		
Cream, Whipping Heavy	1 Cup	2 Cup	3 Cup	1 Qt		
Sugar, Granulated Bulk	3 tsp	2 Tbsp	3 Tbsp	1/4 Cup		
4						Drain Apples well add to mixture. Mix well.
5						CCP -- Maintain <40F/4C; discard unused product.

Bread Texas Whole Grain Garlic (Garlic Whole Grain Texas Bread)

COOK METHOD	SERVING SIZE	ALLERGENS
Heat	1 each	ⓘ Contains: AllergenWheat, Garlic

NUTRIENTS PER SERVING					
CALORIES	CARBOHYDRATES	PROTEIN	TOTAL FAT	CALCIUM	SODIUM
80 kcal	13 g	4 g	1 g	30 mg	115 mg

INGREDIENTS	SERVINGS 25	SERVINGS 50	SERVINGS 75	SERVINGS 100	PREPARATION STEP
1					WASH HANDS before beginning preparation & SANITIZE surfaces & equipment.
2					Portion according to serving size.
3					Discard unused product.

Dressing Ranch PC (Ranch Dressing)

SERVING SIZE	ALLERGENS
1 each	ⓘ Contains: Allergen Sulphites, Garlic, Onion, Allergen Eggs, Allergen Milk

NUTRIENTS PER SERVING					
CALORIES	CARBOHYDRATES	PROTEIN	TOTAL FAT	CALCIUM	SODIUM
70 kcal	4 g	1 g	6 g	20 mg	210 mg

INGREDIENTS	SERVINGS 25	SERVINGS 50	SERVINGS 75	SERVINGS 100	PREPARATION STEP
1					WASH HANDS before beginning preparation & SANITIZE surfaces & equipment.
2					Portion according to serving size.
3					Discard unused product.

Margarine Spread Cup PC (Soft Margarine Cup)

SERVING SIZE	ALLERGENS
1 each	ⓘ Contains: AllergenMilk

NUTRIENTS PER SERVING					
CALORIES	CARBOHYDRATES	PROTEIN	TOTAL FAT	CALCIUM	SODIUM
25 kcal	0 g	0 g	3 g	0 mg	35 mg

INGREDIENTS	SERVINGS 25	SERVINGS 50	SERVINGS 75	SERVINGS 100	PREPARATION STEP
1					WASH HANDS before beginning preparation & SANITIZE surfaces & equipment.
2					Portion according to serving size.
3					Discard unused product.

Milk 1% 8 flz PC (1% Milk)

SERVING SIZE	ALLERGENS
8 fl. oz	ⓘ Contains: AllergenMilk

NUTRIENTS PER SERVING					
CALORIES	CARBOHYDRATES	PROTEIN	TOTAL FAT	CALCIUM	SODIUM
100 kcal	13 g	9 g	2.5 g	350 mg	110 mg

INGREDIENTS	SERVINGS 25	SERVINGS 50	SERVINGS 75	SERVINGS 100	PREPARATION STEP
1					WASH HANDS before beginning preparation & SANITIZE surfaces & equipment.
2					Portion according to serving size.
3					CCP -- Maintain <40F/4C.
4					Discard unused product.

Beef Steak Swiss f/Cubed (Swiss Steak)

COOK TIME	COOK TEMP	COOK-END TEMP	COOK METHOD	SERVING SIZE	ALLERGENS
90 Min	350.0 °F	155 °F	Bake	3 Oz	ⓘ Contains: Tomato, Beef, AllergenFish, AllergenWheat, AllergenMilk, AllergenSoy, Onion

NUTRIENTS PER SERVING					
CALORIES	CARBOHYDRATES	PROTEIN	TOTAL FAT	CALCIUM	SODIUM
190 kcal	15 g	21 g	6 g	50 mg	450 mg

INGREDIENTS	SERVINGS 25	SERVINGS 50	SERVINGS 75	SERVINGS 100	INGREDIENT PREP	PREPARATION STEP
1						WASH HANDS before beginning preparation & SANITIZE surfaces & equipment.
Flour, All Purpose	2 Cup	1 Qt	1 1/2 Qt	2 Qt		Mix together flour and seasonings. Pound into meat.
Salt, Iodized	1 tsp	2 tsp	1 Tbsp	1 Tbsp 1 tsp		
2 Pepper, Black Ground	1 Tbsp	2 Tbsp	3 Tbsp	1/4 Cup		
Beef, Steak Cube Raw	25 each	50 each	75 each	100 each		
3 Margarine, Solids	3 Oz	6 Oz	9 Oz	12 Oz		Brown meat in margarine. Place slightly overlapping in pans.
Onion, Yellow	3 Oz	6.5 Oz	9.5 Oz	12.5 Oz	Minced	Add tomatoes, onions, and worcestershire to meat. Cover tightly with foil. Bake immediately at 350F for 1-1/2 hrs.
4 Tomato, Diced Cnd	1 1/2 Qt	3 Qt	1 Gal 1 Cup	1 Gal 3 Cup		
Sauce, Worcestershire	1 Cup	2 Cup	3 Cup	1 Qt		

Beef Steak Swiss f/Cubed (Swiss Steak)

	INGREDIENTS	SERVINGS 25	SERVINGS 50	SERVINGS 75	SERVINGS 100	INGREDIENT PREP	PREPARATION STEP
5							For Ground Meat (Beef, Pork, Veal, Lamb, Fish) and Eggs: Cook to internal temp of 155F/68C held for 17 seconds.
6							CCP -- Maintain >140F/60C; discard unused product.
7							CCP -- Cool: Product must reach 140F/60C to 70F/21C within 2 hrs and 70F/21C to 40F/4C within 4 hrs.
8							CCP -- Reheat: To internal temperature of 165F/74C held for at least 15 seconds.

Potato Mashed Garlic f/Fresh (Garlic Mashed Potatoes)

COOK METHOD	SERVING UTENSIL	SERVING SIZE	ALLERGENS
Boil	#8 scoop	1/2 Cup	ⓘ Contains: Potatoes, Garlic, AllergenMilk, AllergenSoy

NUTRIENTS PER SERVING					
CALORIES	CARBOHYDRATES	PROTEIN	TOTAL FAT	CALCIUM	SODIUM
170 kcal	32 g	4 g	3.5 g	50 mg	95 mg

INGREDIENTS	SERVINGS 25	SERVINGS 50	SERVINGS 75	SERVINGS 100	INGREDIENT PREP	PREPARATION STEP
1 Potato, Russet/Baking Fresh	7 lb 12 Oz	15 lb 8 Oz	23 lb 4 Oz	31 lb	Peeled & Sliced	WASH HANDS before beginning preparation. SANITIZE surfaces & equipment. Place Potatoes in large pot and cover with Water. Cook until tender and drain. Heat Milk with Butter, Garlic & Salt, and just until scalded.
2 Milk, 2% Bulk	3 Cup	1 1/2 Qt	2 1/4 Qt	3 Qt	Hot	
Margarine, Solids	1/3 Cup	3/4 Cup	1 1/8 Cup	1 1/2 Cup		
Garlic, Whole Fresh	1 Tbsp	2 Tbsp	3 Tbsp	1/4 Cup	Minced	
Salt, Iodized	1/2 tsp	1 tsp	1 1/2 tsp	2 tsp		
3						Combine Potatoes and Milk mixture with a mixer on medium speed until fluffy. *Maintain >140F/60C.
4						CCP -- Maintain >140F/60C. Temperature should be taken every 2 hours during holding. *Maintaining at the proper temperature will present no food safety issue; long hot holding times can affect food quality. Refer to local or regional public health regulations for specific times. CCP -- Cool: Product must reach 140F/60C to 70F/21C within 2 hrs and 70F/21C to 40F/4C within 4 hrs. CCP -- Reheat: To internal temp of 165F/74C held 15 sec within 2 hrs - one time only.

Vegetable Mix Country Trio f/Indv Frz (Country Trio Vegetables)

COOK TEMP	COOK METHOD	SERVING SIZE	ALLERGENS
0.0 °F	Steam	1/2 Cup	ⓘ Contains: Corn, AllergenSoy, Beans/Legumes, AllergenMilk, Carrots

NUTRIENTS PER SERVING					
CALORIES	CARBOHYDRATES	PROTEIN	TOTAL FAT	CALCIUM	SODIUM
60 kcal	11 g	2 g	2.5 g	30 mg	35 mg

INGREDIENTS	SERVINGS 25	SERVINGS 50	SERVINGS 75	SERVINGS 100	PREPARATION STEP	
1	Green Beans, Cut Frz	1 lb 12 Oz	3 lb 8 Oz	5 lb 4 Oz	7 lb	WASH HANDS before beginning preparation & SANITIZE surfaces & equipment.
	Carrot, Sliced Frz	1 lb 10 Oz	3 lb 4 Oz	4 lb 14 Oz	6 lb 8 Oz	
	Corn, Whole Kernel Frz	1 lb 10 Oz	3 lb 4 Oz	4 lb 14 Oz	6 lb 8 Oz	
	Margarine, Solids	1/4 Cup	1/2 Cup	3/4 Cup	1 Cup	
	Paprika	1 tsp	2 tsp	1 Tbsp	1 Tbsp 1 tsp	
2					Steam or boil Vegetables until tender. Add Seasoning and mix well.	
3					CCP -- Maintain: Product held at >135F/57C Temperature should be taken every 2 hours during holding. *Maintaining at the proper temperature will present no food safety issue; long hot holding times can affect food quality.	



Vegetable Mix Country Trio f/Indv Frz (Country Trio Vegetables)

	INGREDIENTS	SERVINGS 25	SERVINGS 50	SERVINGS 75	SERVINGS 100	PREPARATION STEP
4						CCP -- Cool: Product must reach 135F/57C to 70F/21C within 2 hrs and 70F/21C to 40F/4C within 4 hrs.
5						CCP -- Reheat: To internal temperature of 165F/74C held for at least 15 seconds.

Fruit Tropical f/Cnd (Chilled Tropical Fruit)

COOK TEMP	SERVING SIZE	ALLERGENS
0.0 °F	1/2 Cup	ⓘ Contains: Pineapple

NUTRIENTS PER SERVING					
CALORIES	CARBOHYDRATES	PROTEIN	TOTAL FAT	CALCIUM	SODIUM
110 kcal	29 g	1 g	0 g	20 mg	5 mg

INGREDIENTS	SERVINGS 25	SERVINGS 50	SERVINGS 75	SERVINGS 100	PREPARATION STEP
1 Fruit Salad, Tropical Sweet Cnd	3 1/8 Qt	1 Gal 4 Cup	2 Gal 2 Cup	3 Gal 1 Cup	WASH HANDS before beginning preparation. SANITIZE surfaces & equipment. Lightly drain Fruit. Portion using 1/2 Cup solid spoodle or #10 scoop.
2					Refrigerate at <40F until service.

Margarine Spread Cup PC (Soft Margarine Cup)

SERVING SIZE	ALLERGENS
1 each	ⓘ Contains: AllergenMilk

NUTRIENTS PER SERVING					
CALORIES	CARBOHYDRATES	PROTEIN	TOTAL FAT	CALCIUM	SODIUM
25 kcal	0 g	0 g	3 g	0 mg	35 mg

INGREDIENTS	SERVINGS 25	SERVINGS 50	SERVINGS 75	SERVINGS 100	PREPARATION STEP
1					WASH HANDS before beginning preparation & SANITIZE surfaces & equipment.
2					Portion according to serving size.
3					Discard unused product.

Milk 1% 8 flz PC (1% Milk)

SERVING SIZE	ALLERGENS
8 fl. oz	ⓘ Contains: AllergenMilk

NUTRIENTS PER SERVING					
CALORIES	CARBOHYDRATES	PROTEIN	TOTAL FAT	CALCIUM	SODIUM
100 kcal	13 g	9 g	2.5 g	350 mg	110 mg

INGREDIENTS	SERVINGS 25	SERVINGS 50	SERVINGS 75	SERVINGS 100	PREPARATION STEP
1					WASH HANDS before beginning preparation & SANITIZE surfaces & equipment.
2					Portion according to serving size.
3					CCP -- Maintain <40F/4C.
4					Discard unused product.

Chicken Monterey (Chicken Monterey)

COOK TIME	COOK TEMP	SERVING UTENSIL	SERVING SIZE	ALLERGENS
45 Min	350.0 °F	Tongs	5 Oz	ⓘ Contains: AllergenMilk, Peppers Bell, Onion, AllergenSulphites, Garlic, Chicken

NUTRIENTS PER SERVING					
CALORIES	CARBOHYDRATES	PROTEIN	TOTAL FAT	CALCIUM	SODIUM
320 kcal	8 g	24 g	21 g	125 mg	410 mg

INGREDIENTS	SERVINGS 25	SERVINGS 50	SERVINGS 75	SERVINGS 100	INGREDIENT PREP	PREPARATION STEP
1 Chicken, Breast Bnls Sknls Dressing, Italian Bulk	6 lb 8 Oz	13 lb	19 lb 8 Oz	26 lb		WASH HANDS before beginning preparation & SANITIZE surfaces & equipment. WASH ALL PRODUCE under cool, running water. Drain well. Marinate chicken in dressing overnight in under refrigeration. CCP -- Maintain <40F/4C. Remove chicken from marinade and cook to internal temp of 165F/74C held for 15 sec.
	3 Cup	1 1/2 Qt	2 1/4 Qt	3 Qt		
2 Onion, Yellow Pepper, Green Fresh Oil, Vegetable	1 lb 12 Oz	3 lb 8 Oz	5 lb 4 Oz	7 lb	Sliced	Sauté vegetables in oil.
	1 lb 12 Oz	3 lb 8 Oz	5 lb 4 Oz	7 lb	Sliced	
	1 Cup	2 Cup	3 Cup	1 Qt		
3 Cheese, Monterey Jack Shredded	12.5 Oz	1 lb 9 Oz	2 lb 5 Oz	3 lb 2 Oz		Top chicken with sautéed onions, peppers and cheese. Melt under broiler.
4						CCP -- Maintain >135F/57C. Temperature should be taken every 2 hours during holding.
5						CCP -- Cool: Product must reach 140F/60C to 70F/21C within 2 hrs and 70F/21C to 40F/4C within 4 hrs.
6						CCP -- Reheat: To internal temp of 165F/74C held 15 sec within 2 hrs - one time only.

Rice Brown (Brown Rice)

COOK TIME	COOK TEMP	COOK METHOD	SERVING SIZE	ALLERGENS
60 Min	350.0 °F	Bake	1/2 Cup	⚠️ Contains: Rice, AllergenSoy, AllergenMilk

NUTRIENTS PER SERVING					
CALORIES	CARBOHYDRATES	PROTEIN	TOTAL FAT	CALCIUM	SODIUM
110 kcal	21 g	3 g	2.5 g	20 mg	115 mg

INGREDIENTS	SERVINGS 25	SERVINGS 50	SERVINGS 75	SERVINGS 100	PREPARATION STEP
1 Rice, Brown Raw Salt, Iodized Margarine, Solids Water, Tap	1 lb 8 Oz	3 lb	4 lb 8 Oz	6 lb	WASH HANDS before beginning preparation & SANITIZE surfaces & equipment.
	1 tsp	2 tsp	1 Tbsp	1 Tbsp 1 tsp	
	1/4 Cup	1/2 Cup	3/4 Cup	1 Cup	
	2 Qt	1 Gal	1 Gal 3 Cup	2 Gal	
2					Place rice, margarine, and salt in shallow baking pan. Add boiling water and stir. Cover pan with heavy duty foil. Bake at 350F/177C for 50-60 minutes until liquid is absorbed. CCP -- Cook to minimum internal temp 145F/63C held for 15 seconds. Fluff with fork.
3					CCP -- Maintain: Product held at >135F/57C Temperature should be taken every 2 hours during holding. *Maintaining at the proper temperature will present no food safety issue; long hot holding times can affect food quality.
4					CCP -- Cool: Product must reach 135F/57C to 70F/21C within 2 hrs and 70F/21C to 40F/4C within 4 hrs.
5					CCP -- Reheat: To internal temperature of 165F/74C held for at least 15 seconds.

Vegetable Mix Prince Edward Blend (Prince Edward Vegetable Blend)



Health & Human Services



COOK TEMP	COOK METHOD	SERVING SIZE	ALLERGENS
0.0 °F	Steam	1 Cup	ⓘ Contains: AllergenSoy, AllergenMilk, Carrots

NUTRIENTS PER SERVING					
CALORIES	CARBOHYDRATES	PROTEIN	TOTAL FAT	CALCIUM	SODIUM
150 kcal	24 g	6 g	4 g	50 mg	95 mg

INGREDIENTS	SERVINGS 25	SERVINGS 50	SERVINGS 75	SERVINGS 100	INGREDIENT PREP	PREPARATION STEP
1 Vegetable Mix, Prince Edward Frz	10 lb	20 lb	30 lb	40 lb		WASH HANDS before beginning preparation & SANITIZE surfaces & equipment.
Margarine, Solids	1/2 Cup	1 Cup	1 1/2 Cup	2 Cup	Melted	
2						Steam or boil vegetables until tender. Add margarine & mix well.
3						CCP -- Maintain: Product held at >135F/57C Temperature should be taken every 2 hours during holding. *Maintaining at the proper temperature will present no food safety issue; long hot holding times can affect food quality.
4						CCP -- Cool: Product must reach 135F/57C to 70F/21C within 2 hrs and 70F/21C to 40F/4C within 4 hrs.
5						CCP -- Reheat: To internal temperature of 165F/74C held for at least 15 seconds.

Melon Watermelon Cubes f/Fresh (Fresh Watermelon Cubes)

COOK METHOD	SERVING SIZE	ALLERGENS
Chill	1 Cup	None

NUTRIENTS PER SERVING					
CALORIES	CARBOHYDRATES	PROTEIN	TOTAL FAT	CALCIUM	SODIUM
45 kcal	12 g	1 g	0 g	20 mg	5 mg

INGREDIENTS	SERVINGS 25	SERVINGS 50	SERVINGS 75	SERVINGS 100	PREPARATION STEP
1					WASH HANDS before beginning preparation & SANITIZE surfaces & equipment.
2 Watermelon, Seedless	8 lb 5 Oz	16 lb 11 Oz	25 lb	33 lb 5 Oz	Remove rind and and seeds from fruit. Cut in cubes, less than 1/2 inch.
3					CCP -- Maintain <40F/4C; discard unused product.

Margarine Spread Cup PC (Soft Margarine Cup)

SERVING SIZE	ALLERGENS
1 each	ⓘ Contains: AllergenMilk

NUTRIENTS PER SERVING					
CALORIES	CARBOHYDRATES	PROTEIN	TOTAL FAT	CALCIUM	SODIUM
25 kcal	0 g	0 g	3 g	0 mg	35 mg

INGREDIENTS	SERVINGS 25	SERVINGS 50	SERVINGS 75	SERVINGS 100	PREPARATION STEP
1					WASH HANDS before beginning preparation & SANITIZE surfaces & equipment.
2					Portion according to serving size.
3					Discard unused product.

Milk 1% 8 flz PC (1% Milk)

SERVING SIZE	ALLERGENS
8 fl. oz	ⓘ Contains: AllergenMilk

NUTRIENTS PER SERVING					
CALORIES	CARBOHYDRATES	PROTEIN	TOTAL FAT	CALCIUM	SODIUM
100 kcal	13 g	9 g	2.5 g	350 mg	110 mg

INGREDIENTS	SERVINGS 25	SERVINGS 50	SERVINGS 75	SERVINGS 100	PREPARATION STEP
1					WASH HANDS before beginning preparation & SANITIZE surfaces & equipment.
2					Portion according to serving size.
3					CCP -- Maintain <40F/4C.
4					Discard unused product.

Coleslaw f/Shredded Mix (Coleslaw)

COOK TEMP	COOK METHOD	SERVING SIZE	ALLERGENS
0.0 °F	Chill	1/2 Cup	ⓘ Contains: AllergenMilk, Cabbage, AllergenSulphites, AllergenEggs

NUTRIENTS PER SERVING					
CALORIES	CARBOHYDRATES	PROTEIN	TOTAL FAT	CALCIUM	SODIUM
130 kcal	9 g	2 g	11 g	75 mg	150 mg

INGREDIENTS	SERVINGS 25	SERVINGS 50	SERVINGS 75	SERVINGS 100	PREPARATION STEP
1 Cabbage, Green Shredded Mix	6 lb 4 Oz	12 lb 8 Oz	18 lb 12 Oz	25 lb	WASH HANDS before beginning preparation & SANITIZE surfaces & equipment.
Milk, 2% Bulk	2/3 Cup	1 1/4 Cup	2.0 Cup	2 1/2 Cup	Pour Coleslaw mix into large mixing bowl. *Maintain <40F.
Vinegar, White	3 Tbsp 1 tsp	1/2 Cup	2/3 Cup	3/4 Cup	
2 Sugar, Granulated Bulk	3 Tbsp 1 tsp	1/2 Cup	2/3 Cup	3/4 Cup	
Salt, Iodized	3/4 tsp	1 1/4 tsp	2.0 tsp	2 1/2 tsp	
Pepper, White	1/4 tsp	3/4 tsp	1.0 tsp	1 1/4 tsp	
3 Mayonnaise, Bulk	1 1/2 Cup	3 1/8 Cup	1 1/8 Qt	1 1/2 Qt	Combine Salad Dressing and remaining ingredients. Mix to dissolve Sugar. Pour Dressing over Cabbage / Carrot mix. Toss to coat.
4					CCP -- Maintain <40F/4C; discard unused product.

Bratwurst Grilled (Grilled Bratwurst)

SERVING UTENSIL	SERVING SIZE	ALLERGENS
Tongs	1 each	ⓘ Contains: Pork & Products

NUTRIENTS PER SERVING					
CALORIES	CARBOHYDRATES	PROTEIN	TOTAL FAT	CALCIUM	SODIUM
380 kcal	4 g	16 g	33 g	40 mg	960 mg

INGREDIENTS	SERVINGS 25	SERVINGS 50	SERVINGS 75	SERVINGS 100	PREPARATION STEP
1 Sausage, Bratwurst	25 each	50 each	75 each	100 each	WASH HANDS before beginning preparation. SANITIZE surfaces & equipment. Grill according to package instructions.
2					CCP -- Maintain >140F/60C for only 4 hrs. CCP -- Cool: Product must reach 140F/60C to 70F/21C within 2 hrs and 70F/21C to 40F/4C within 4 hrs. CCP -- Reheat: To internal temp of 165F/74C held 15 sec within 2 hrs - one time only.

Potato Sweet Bkd f/Fresh (Baked Sweet Potato)

COOK TIME	COOK TEMP	COOK METHOD	SERVING SIZE	ALLERGENS
60 Min	400.0 °F	Bake	1 whole	ⓘ Contains: Potatoes, Sweet

NUTRIENTS PER SERVING					
CALORIES	CARBOHYDRATES	PROTEIN	TOTAL FAT	CALCIUM	SODIUM
130 kcal	31 g	3 g	0 g	50 mg	85 mg

INGREDIENTS	SERVINGS 25	SERVINGS 50	SERVINGS 75	SERVINGS 100	PREPARATION STEP
1 Potato, Sweet Fresh	8 lb 5 Oz	16 lb 11 Oz	25 lb	33 lb 5 Oz	WASH HANDS before beginning preparation. SANITIZE surfaces & equipment. Select small even-sized Sweet Potatoes or Yams. Scrub and arrange on baking sheet. Bake 50-60 min, or until tender, at 400F. CCP -Maintain >140F for no more than 4 hrs.
2					CCP -- Cool: Product must reach 140F to 70F within 2 hrs and 70F to 40F within 4 hrs.
3					CCP -- Reheat: To internal temp of >165F for at least 15 sec within 1 hr - one time only.

Apple Whole Fresh (Apple Whole Fresh)

SERVING UTENSIL	SERVING SIZE	ALLERGENS
Gloved	1 each	ⓘ Contains: Apples

NUTRIENTS PER SERVING					
CALORIES	CARBOHYDRATES	PROTEIN	TOTAL FAT	CALCIUM	SODIUM
70 kcal	20 g	0 g	0 g	10 mg	5 mg

INGREDIENTS	SERVINGS 25	SERVINGS 50	SERVINGS 75	SERVINGS 100	PREPARATION STEP
1					WASH HANDS before beginning preparation & SANITIZE surfaces & equipment.
2					Portion according to serving size.
3					Discard unused product.

Bun Hot Dog Whole Wheat (WW Hot Dog Bun)

COOK METHOD	SERVING UTENSIL	SERVING SIZE	ALLERGENS
Bake	Gloved	1 each	ⓘ Contains: AllergenWheat, AllergenSoy

NUTRIENTS PER SERVING					
CALORIES	CARBOHYDRATES	PROTEIN	TOTAL FAT	CALCIUM	SODIUM
120 kcal	21 g	6 g	1.5 g	100 mg	200 mg

INGREDIENTS	SERVINGS 25	SERVINGS 50	SERVINGS 75	SERVINGS 100	PREPARATION STEP
1					WASH HANDS before beginning preparation & SANITIZE surfaces & equipment.
2					Portion according to serving size.
3					Discard unused product.

Mustard PC (Mustard Pack)

SERVING SIZE	ALLERGENS
1 each	ⓘ Contains: Mustard

NUTRIENTS PER SERVING					
CALORIES	CARBOHYDRATES	PROTEIN	TOTAL FAT	CALCIUM	SODIUM
0 kcal	0 g	0 g	0 g	0 mg	65 mg

INGREDIENTS	SERVINGS 25	SERVINGS 50	SERVINGS 75	SERVINGS 100	PREPARATION STEP
1					WASH HANDS before beginning preparation & SANITIZE surfaces & equipment.
2					Portion according to serving size.
3					Discard unused product



Mustard PC (Mustard Pack)

Milk 1% 8 flz PC (1% Milk)

SERVING SIZE	ALLERGENS
8 fl. oz	ⓘ Contains: AllergenMilk

NUTRIENTS PER SERVING					
CALORIES	CARBOHYDRATES	PROTEIN	TOTAL FAT	CALCIUM	SODIUM
100 kcal	13 g	9 g	2.5 g	350 mg	110 mg

INGREDIENTS	SERVINGS 25	SERVINGS 50	SERVINGS 75	SERVINGS 100	PREPARATION STEP
1					WASH HANDS before beginning preparation & SANITIZE surfaces & equipment.
2					Portion according to serving size.
3					CCP -- Maintain <40F/4C.
4					Discard unused product.

Beef Roast & Gravy f/Top Round (Roast Beef & Gravy)

COOK TEMP	COOK METHOD	SERVING SIZE	ALLERGENS
325.0 °F	Bake	3 Oz	ⓘ Contains: Garlic, Beef, AllergenMilk, AllergenWheat, AllergenSoy

NUTRIENTS PER SERVING					
CALORIES	CARBOHYDRATES	PROTEIN	TOTAL FAT	CALCIUM	SODIUM
170 kcal	4 g	23 g	7 g	40 mg	460 mg

INGREDIENTS	SERVINGS 25	SERVINGS 50	SERVINGS 75	SERVINGS 100	PREPARATION STEP
1 Beef, Roast Raw Rnd-Top Inside Salt, Iodized Pepper, Black Ground Garlic, Powder	6 lb 12 Oz	13 lb 8 Oz	20 lb 4 Oz	27 lb	WASH HANDS before beginning preparation. SANITIZE surfaces & equipment. Rub Roast with Seasonings. Place Meat thermometer into center of Meat. Place in roasting pan and brown at 450F for 30 min. When Meat is browned, reduce heat to 300F. Cook Roast until *internal temp >160F held 15 sec is reached. Let stand 30 min before slicing. Slice Roast in 1 oz portions and arrange in 2" steam pan. Save drippings to make Au Jus Gravy as desired. CCP -- Maintain at >140F for 4 hrs only.
	1 tsp	2 tsp	1 Tbsp	1 Tbsp 1 tsp	
	1 tsp	2 tsp	1 Tbsp	1 Tbsp 1 tsp	
	1 tsp	2 tsp	1 Tbsp	1 Tbsp 1 tsp	
2 Gravy Mix, Brown Dry Water, Tap	5.5 Oz	11 Oz	1 lb 0 Oz	1 lb 6 Oz	Follow directions on Gravy Mix to prepare Gravy. *Maintain >140F for only 4 hrs.
	1 1/2 Qt	3 1/8 Qt	1 Gal 1 Cup	1 Gal 4 Cup	
3					Portion 3 oz Sliced Beef with 2 fl oz of Gravy ladled over it per serving.
4					CCP -- Cool: Product must reach 140F to 70F within 2 hrs and 70F to 40F within 4 hrs. CCP-- Reheat: To internal temp of 165F held 15 sec within 1 hr - one time only
5					Cook Time: 3-4 Hr

Carrot Baby Seasoned w/Dill f/Fresh (Dilled Baby Carrots)

COOK METHOD	SERVING SIZE	ALLERGENS
Steam	1/2 Cup	ⓘ Contains: Carrots, AllergenMilk, AllergenSoy

NUTRIENTS PER SERVING					
CALORIES	CARBOHYDRATES	PROTEIN	TOTAL FAT	CALCIUM	SODIUM
50 kcal	8 g	1 g	2.5 g	40 mg	70 mg

INGREDIENTS	SERVINGS 25	SERVINGS 50	SERVINGS 75	SERVINGS 100	INGREDIENT PREP	PREPARATION STEP
1	Carrot, Baby Whole Fresh	5 lb	10 lb	15 lb	20 lb	WASH HANDS before beginning preparation & SANITIZE surfaces & equipment.
	Margarine, Solids	1/4 Cup	1/2 Cup	3/4 Cup	1 Cup	
	Dill, Weed Dried	1 tsp	2 tsp	1 Tbsp	1 Tbsp 1 tsp Crushed	
2						Steam or boil Vegetables until tender. Add Seasoning and mix well.
3						CCP -- Maintain: Product held at >135F/57C Temperature should be taken every 2 hours during holding. *Maintaining at the proper temperature will present no food safety issue; long hot holding times can affect food quality.
4						CCP -- Cool: Product must reach 135F/57C to 70F/21C within 2 hrs and 70F/21C to 40F/4C within 4 hrs.
5						CCP -- Reheat: To internal temperature of 165F/74C held for at least 15 seconds.

Potato Red Roasted Dijon f/Fresh (Dijon Red Potatoes)

COOK TIME	COOK TEMP	COOK METHOD	SERVING SIZE	ALLERGENS
40 Min	375.0 °F	Roast	1/2 Cup	ⓘ Contains: Garlic, Mustard, Potatoes

NUTRIENTS PER SERVING					
CALORIES	CARBOHYDRATES	PROTEIN	TOTAL FAT	CALCIUM	SODIUM
120 kcal	20 g	2 g	4.5 g	20 mg	130 mg

INGREDIENTS	SERVINGS 25	SERVINGS 50	SERVINGS 75	SERVINGS 100	INGREDIENT PREP	PREPARATION STEP	
1	Oil, Olive	1/2 Cup	1 Cup	1 1/2 Cup	2 Cup	WASH HANDS before beginning preparation & SANITIZE surfaces & equipment.	
	Mustard, Dijon	1/4 Cup	1/2 Cup	3/4 Cup	1 Cup		
	Garlic, Whole Fresh	3 tsp	1 Tbsp 2 tsp	2 Tbsp 2 tsp	3 Tbsp 1 tsp		Minced
	Thyme, Dried Leaves	2 tsp	1 Tbsp 1 tsp	2 Tbsp	2 Tbsp 2 tsp		
	Rosemary, Dried Whole	1 1/8 tsp	2 1/8 tsp	1 Tbsp	1 Tbsp 1 tsp		
	Salt, Iodized	1 tsp	2 tsp	1 Tbsp	1 Tbsp 1 tsp		
	Pepper, Black Ground	2 tsp	1 Tbsp 1 tsp	2 Tbsp	2 Tbsp 2 tsp		

Potato Red Roasted Dijon f/Fresh (Dijon Red Potatoes)

	INGREDIENTS	SERVINGS 25	SERVINGS 50	SERVINGS 75	SERVINGS 100	INGREDIENT PREP	PREPARATION STEP
	Potato, Red Fresh	5 lb 3 Oz	10 lb 6 Oz	15 lb 9 Oz	20 lb 12 Oz	Chopped	
2							In a large bowl, combine oil, mustard, garlic, thyme, rosemary, salt and pepper. Mix thoroughly. Add potatoes and toss to coat. Transfer to roasting pan.
3							Bake at 375F/191C until potatoes are tender.
4							CCP -- Maintain: Product held at >135F/57C Temperature should be taken every 2 hours during holding. *Maintaining at the proper temperature will present no food safety issue; long hot holding times can affect food quality.
5							CCP -- Cool: Product must reach 135F/57C to 70F/21C within 2 hrs and 70F/21C to 40F/4C within 4 hrs.
6							CCP -- Reheat: To internal temperature of 165F/74C held for at least 15 seconds.

Peaches Fresh (Peaches)

SERVING SIZE	ALLERGENS
1 each	ⓘ Contains: Peach

NUTRIENTS PER SERVING					
CALORIES	CARBOHYDRATES	PROTEIN	TOTAL FAT	CALCIUM	SODIUM
60 kcal	15 g	2 g	0 g	10 mg	0 mg

INGREDIENTS	SERVINGS 25	SERVINGS 50	SERVINGS 75	SERVINGS 100	PREPARATION STEP
1					WASH HANDS before beginning preparation & SANITIZE surfaces & equipment.
2					Portion according to serving size.
3					Discard unused product.

Margarine Spread Cup PC (Soft Margarine Cup)

SERVING SIZE	ALLERGENS
1 each	ⓘ Contains: AllergenMilk

NUTRIENTS PER SERVING					
CALORIES	CARBOHYDRATES	PROTEIN	TOTAL FAT	CALCIUM	SODIUM
25 kcal	0 g	0 g	3 g	0 mg	35 mg

INGREDIENTS	SERVINGS 25	SERVINGS 50	SERVINGS 75	SERVINGS 100	PREPARATION STEP
1					WASH HANDS before beginning preparation & SANITIZE surfaces & equipment.
2					Portion according to serving size.
3					Discard unused product.

Milk 1% 8 flz PC (1% Milk)

SERVING SIZE	ALLERGENS
8 fl. oz	ⓘ Contains: AllergenMilk

NUTRIENTS PER SERVING					
CALORIES	CARBOHYDRATES	PROTEIN	TOTAL FAT	CALCIUM	SODIUM
100 kcal	13 g	9 g	2.5 g	350 mg	110 mg

INGREDIENTS	SERVINGS 25	SERVINGS 50	SERVINGS 75	SERVINGS 100	PREPARATION STEP
1					WASH HANDS before beginning preparation & SANITIZE surfaces & equipment.
2					Portion according to serving size.
3					CCP -- Maintain <40F/4C.
4					Discard unused product.

Fish Tilapia Lemon (Baked Lemon Tilapia)

COOK TEMP	COOK METHOD	SERVING SIZE	ALLERGENS
0.0 °F	Saute	3 Oz	ⓘ Contains: AllergenMilk, AllergenSoy, AllergenFish, Citrus, AllergenSulphites

NUTRIENTS PER SERVING					
CALORIES	CARBOHYDRATES	PROTEIN	TOTAL FAT	CALCIUM	SODIUM
160 kcal	2 g	24 g	6 g	20 mg	140 mg

	INGREDIENTS	SERVINGS 25	SERVINGS 50	SERVINGS 75	SERVINGS 100	INGREDIENT PREP	PREPARATION STEP
1	Parsley, Fresh	1 1/8 Cup	2 1/3 Cup	3 1/2 Cup	1 1/8 Qt	Chopped Fine	WASH HANDS before beginning preparation & SANITIZE surfaces & equipment.
	Pepper, Black Ground	1 Tbsp	2 Tbsp	3 Tbsp 1 tsp	1/4 Cup		
	Fish, Tilapia 4z Frz	25 each	50 each	75 each	100 each		
	Margarine, Solids	1/2 Cup	1 Cup	1 1/2 Cup	2 Cup		
2	Wine, Chardonnay	1 1/2 Cup	3 1/8 Cup	1 1/8 Qt	1 1/2 Qt		Season Fish with Seasonings. Melt 1/3 of Butter. Add Fish to pan; cook 1 1/2 min on each side until *internal temp >145F/63C held for 15 sec.
	Juice, Lemon RTS	1 1/8 Cup	2 1/3 Cup	3 1/2 Cup	1 1/8 Qt		
	Capers	1/3 Cup	3/4 Cup	1 1/8 Cup	1 1/2 Cup	Drained	
3							Remove Fish from pan and keep >135F. Add Wine, Lemon Juice, and Capers to pan. Cook for 30 sec. Remove from heat and add remaining Butter; stir until Butter melts. Serve Fish with Sauce.

Fish Tilapia Lemon (Baked Lemon Tilapia)

	INGREDIENTS	SERVINGS 25	SERVINGS 50	SERVINGS 75	SERVINGS 100	INGREDIENT PREP	PREPARATION STEP
4							CCP -- Maintain: Product held at >135F/57C Temperature should be taken every 2 hours during holding. *Maintaining at the proper temperature will present no food safety issue; long hot holding times can affect food quality.
5							CCP -- Cool: Product must reach 135F/57C to 70F/21C within 2 hrs and 70F/21C to 40F/4C within 4 hrs.
6							CCP -- Reheat: To internal temperature of 165F/74C held for at least 15 seconds.



Potato Wedges Rosemary f/Fresh (Rosemary Potatoes)

COOK TIME	COOK TEMP	COOK METHOD	SERVING UTENSIL	SERVING SIZE	ALLERGENS
35 Min	400.0 °F	Roast	4z Spoodle	1/2 Cup	ⓘ Contains: Potatoes

NUTRIENTS PER SERVING					
CALORIES	CARBOHYDRATES	PROTEIN	TOTAL FAT	CALCIUM	SODIUM
170 kcal	30 g	3 g	4.5 g	20 mg	150 mg

INGREDIENTS	SERVINGS 25	SERVINGS 50	SERVINGS 75	SERVINGS 100	INGREDIENT PREP	PREPARATION STEP
1 Potato, Russet/Baking Fresh	7 lb 8 Oz	15 lb	22 lb 8 Oz	30 lb	Cut into Wedges	WASH HANDS before beginning preparation & SANITIZE surfaces & equipment.
2 Oil, Vegetable	1/2 Cup	1 Cup	1 1/2 Cup	2 Cup		Wash & peel potatoes. Cut into pieces approximately 2 inches in size. (Pre-peeled and wedged potatoes may also be used.) Place potatoes in bowl.
3 Salt, Iodized	1 1/2 tsp	1 Tbsp	1 Tbsp 2 tsp	2 Tbsp		Pour oil over potatoes. Stir to coat. Drain excess oil from potatoes.
Pepper, Black Ground	1 1/2 tsp	1 Tbsp	1 Tbsp 2 tsp	2 Tbsp		
Rosemary, Dried Whole	2 Tbsp	1/4 Cup	1/3 Cup	1/2 Cup		
4						Spread potatoes in a single layer on oiled baking sheets. Combine salt, pepper and rosemary. Sprinkle a light coat of mixture over potatoes. Roast potatoes until tender & golden brown.
5						CCP -- Maintain: Product held at >135F/57C Temperature should be taken every 2 hours during holding. *Maintaining at the proper temperature will present no food safety issue; long hot holding times can affect food quality.

Potato Wedges Rosemary f/Fresh (Rosemary Potatoes)

	INGREDIENTS	SERVINGS 25	SERVINGS 50	SERVINGS 75	SERVINGS 100	INGREDIENT PREP	PREPARATION STEP
6							CCP -- Cool: Product must reach 135F/57C to 70F/21C within 2 hrs and 70F/21C to 40F/4C within 4 hrs.
7							CCP -- Reheat: To internal temperature of 165F/74C held for at least 15 seconds.

Broccoli Florets f/Frz (Seasoned Broccoli Florets)

COOK TIME	COOK METHOD	SERVING UTENSIL	SERVING SIZE	ALLERGENS
10 Min	Steam	4z Spoodle	1/2 Cup	ⓘ Contains: AllergenSoy, Broccoli, AllergenMilk

NUTRIENTS PER SERVING						
CALORIES	CARBOHYDRATES		PROTEIN	TOTAL FAT	CALCIUM	SODIUM
40 kcal	5 g		3 g	2 g	50 mg	40 mg

INGREDIENTS	SERVINGS 25	SERVINGS 50	SERVINGS 75	SERVINGS 100	INGREDIENT PREP	PREPARATION STEP
1						WASH HANDS before beginning preparation & SANITIZE surfaces & equipment.
2	Broccoli, Florets Frz	5 lb	10 lb	15 lb	20 lb	Thawed Steam broccoli until tender, approximately 8-10 minutes. Add seasoning & margarine and mix well. Toss broccoli in margarine mixture to coat evenly.
	Margarine, Solids	1/4 Cup	1/2 Cup	3/4 Cup	1 Cup	
	Parsley, Dried	1 1/2 tsp	1 Tbsp	1 Tbsp 2 tsp	2 Tbsp	
3						CCP -- Maintain: Product held at >135F/57C Temperature should be taken every 2 hours during holding. *Maintaining at the proper temperature will present no food safety issue; long hot holding times can affect food quality.
4						CCP -- Cool: Product must reach 135F/57C to 70F/21C within 2 hrs and 70F/21C to 40F/4C within 4 hrs.
5						CCP -- Reheat: To internal temperature of 165F/74C held for at least 15 seconds.

Gelatin Pear & Marshmallows In Red (Fruited Mallow Gelatin)

COOK METHOD	SERVING SIZE	ALLERGENS
Mix & Chill	1 (2x3)	ⓘ Contains: Strawberry, Pork & Products, Pear

NUTRIENTS PER SERVING					
CALORIES	CARBOHYDRATES	PROTEIN	TOTAL FAT	CALCIUM	SODIUM
90 kcal	22 g	2 g	0 g	10 mg	70 mg

INGREDIENTS	SERVINGS 25	SERVINGS 50	SERVINGS 75	SERVINGS 100	INGREDIENT PREP	PREPARATION STEP
1						WASH HANDS before beginning preparation & SANITIZE surfaces & equipment.
2 Gelatin, Dry Strawberry	11.5 Oz	1 lb 7 Oz	2 lb 2 Oz	2 lb 13 Oz		Mix gelatin according to package directions. Cool to thick liquid.
Water, Tap	1 1/2 Qt	2 3/4 Qt	1 Gal	1 Gal 3 Cup		
3 Pears, Diced JcPk	2 lb 5 Oz	4 lb 10 Oz	6 lb 14 Oz	9 lb 3 Oz	Drained	Place pears in counter pans. Pour cooled gelatin over pears.
4 Marshmallows, Mini	4.5 Oz	9 Oz	13.5 Oz	1 lb 2 Oz		Drop marshmallows on top of liquid gelatin. Allow to set.
5						Cut into 2x3" portions.
6						CCP -- Maintain <40F/4C; discard unused product.

Margarine Spread Cup PC (Soft Margarine Cup)

SERVING SIZE	ALLERGENS
1 each	ⓘ Contains: AllergenMilk

NUTRIENTS PER SERVING					
CALORIES	CARBOHYDRATES	PROTEIN	TOTAL FAT	CALCIUM	SODIUM
25 kcal	0 g	0 g	3 g	0 mg	35 mg

INGREDIENTS	SERVINGS 25	SERVINGS 50	SERVINGS 75	SERVINGS 100	PREPARATION STEP
1					WASH HANDS before beginning preparation & SANITIZE surfaces & equipment.
2					Portion according to serving size.
3					Discard unused product.

Milk 1% 8 flz PC (1% Milk)

SERVING SIZE	ALLERGENS
8 fl. oz	ⓘ Contains: AllergenMilk

NUTRIENTS PER SERVING					
CALORIES	CARBOHYDRATES	PROTEIN	TOTAL FAT	CALCIUM	SODIUM
100 kcal	13 g	9 g	2.5 g	350 mg	110 mg

INGREDIENTS	SERVINGS 25	SERVINGS 50	SERVINGS 75	SERVINGS 100	PREPARATION STEP
1					WASH HANDS before beginning preparation & SANITIZE surfaces & equipment.
2					Portion according to serving size.
3					CCP -- Maintain <40F/4C.
4					Discard unused product.

Chicken Croquettes Hmd f/Pulled (Chicken Croquettes)

COOK TIME	COOK TEMP	COOK METHOD	SERVING SIZE	ALLERGENS
30 Min	375.0 °F	Deep Fry	4 Oz	ⓘ Contains: Citrus, Corn, Garlic, AllergenMilk, AllergenFish, AllergenWheat, AllergenSoy, Chicken, Celery, Onion

NUTRIENTS PER SERVING					
CALORIES	CARBOHYDRATES	PROTEIN	TOTAL FAT	CALCIUM	SODIUM
180 kcal	8 g	16 g	9 g	40 mg	150 mg

INGREDIENTS	SERVINGS 25	SERVINGS 50	SERVINGS 75	SERVINGS 100	INGREDIENT PREP	PREPARATION STEP
1 Margarine, Solids Celery, Fresh Onion, Yellow	6 Oz	12 Oz	1 lb 2 Oz	1 lb 8 Oz		WASH HANDS before beginning preparation & SANITIZE surfaces & equipment. Saute Onion and Celery in Margarine until Onion is transparent.
	4 Oz	8 Oz	12 Oz	1 lb	Minced	
	4 Oz	8 Oz	12 Oz	1 lb	Minced	
2 Flour, All Purpose Base, Chicken Paste LS G-F Water, Tap Milk, 2% Bulk Pepper, White	1/3 Cup	3/4 Cup	1 1/8 Cup	1 1/2 Cup		Add Flour and blend well. Heat Milk, Water and Base. Add the hot liquids and Pepper to Flour and Vegetables. Cook 10-15 min stirring constantly until smooth.
	2 Tbsp	1/4 Cup	1/3 Cup	1/2 Cup		
	1 Qt	2 Qt	3 Qt	1 Gal		
	1 Cup	2 Cup	3 Cup	1 Qt		
	1/4 tsp	1/2 tsp	3/4 tsp	1 tsp		
3 Juice, Lemon RTS	1 Tbsp	2 Tbsp	3 Tbsp	1/4 Cup		Dice Chicken in small pieces. Add Chicken, Lemon and Worcestershire Sauce. Mix well. Cook 5-10 min. Place mixture in shallow pans. Cover tightly and *chill <40F overnight.

Chicken Croquettes Hmd f/Pulled (Chicken Croquettes)

	INGREDIENTS	SERVINGS 25	SERVINGS 50	SERVINGS 75	SERVINGS 100	INGREDIENT PREP	PREPARATION STEP
	Sauce, Worcestershire	1 1/2 tsp	1 Tbsp	1 Tbsp 2 tsp	2 Tbsp		
	Bread Crumbs, Plain	6 Oz	12 Oz	1 lb 2 Oz	1 lb 8 Oz		
	Chicken, Meat Pulled Ckd	2 lb 12 Oz	5 lb 8 Oz	8 lb 4 Oz	11 lb		
4							Scoop #16 (2oz) portions and Bread Croquettes with Bread Crumbs. Fry 375F to *internal temp >165F for 15 sec; until golden brown and heated through. Can transfer to baking pan and place in heated oven to hold.
5							CCP -- Maintain >140F/60C. Temperature should be taken every 2 hours during holding. *Maintaining at the proper temperature will present no food safety issue; long hot holding times can affect food quality. Refer to local or regional public health regulations for specific times. CCP -- Cool: Product must reach 140F/60C to 70F/21C within 2 hrs and 70F/21C to 40F/4C within 4 hrs. CCP -- Reheat: To internal temp of 165F/74C held 15 sec within 2 hrs - one time only.

Potato Mashed f/Fresh w/Gravy Poultry Hmd (Mashed Potatoes & Poul



Health & Human Services



COOK METHOD	SERVING UTENSIL	SERVING SIZE	ALLERGENS
Boil	#8 scoop	1/2 Cup	ⓘ Contains: Potatoes, AllergenSoy, Chicken, Corn, Garlic, Onion, AllergenWheat, AllergenMilk

NUTRIENTS PER SERVING					
CALORIES	CARBOHYDRATES	PROTEIN	TOTAL FAT	CALCIUM	SODIUM
220 kcal	35 g	5 g	8 g	50 mg	220 mg

INGREDIENTS	SERVINGS 25	SERVINGS 50	SERVINGS 75	SERVINGS 100	INGREDIENT PREP	PREPARATION STEP
1 Potato, Russet/Baking Fresh	7 lb 12 Oz	15 lb 8 Oz	23 lb 4 Oz	31 lb	Peeled & Cubed	WASH HANDS before beginning preparation. SANITIZE surfaces & equipment. Place Potatoes in large pot and cover with Water. Cook until tender and drain. Heat Milk with Butter & Salt, and just until scalded.
2 Milk, 2% Bulk	3 Cup	1 1/2 Qt	2 1/4 Qt	3 Qt	Hot	
Margarine, Solids	1/3 Cup	3/4 Cup	1 1/8 Cup	1 1/2 Cup		
Salt, Iodized	1/2 tsp	1 tsp	1 1/2 tsp	2 tsp		
3 Gravy Poultry Hmd	50 fl. oz	100 fl. oz	150 fl. oz	200 fl. oz	Prepared	Combine Potatoes and Milk mixture with a mixer on medium speed until fluffy. *Maintain >140F/60C. Serve 1/2 c. potatoes with 2 Fl Oz Gravy.
4						CCP -- Maintain >140F/60C. Temperature should be taken every 2 hours during holding. *Maintaining at the proper temperature will present no food safety issue; long hot holding times can affect food quality. Refer to local or regional public health regulations for specific times. CCP -- Cool: Product must reach 140F/60C to 70F/21C within 2 hrs and 70F/21C to 40F/4C within 4 hrs. CCP -- Reheat: To internal temp of 165F/74C held 15 sec within 2 hrs - one time only.

Gravy Poultry Hmd (Poultry Gravy)

COOK TEMP	SERVING SIZE	ALLERGENS
0.0 °F	2 fl. oz	ⓘ Contains: AllergenSoy, Chicken, Onion, AllergenWheat, AllergenMilk, Garlic, Corn

NUTRIENTS PER SERVING					
CALORIES	CARBOHYDRATES	PROTEIN	TOTAL FAT	CALCIUM	SODIUM
50 kcal	3 g	0 g	4.5 g	0 mg	130 mg

INGREDIENTS	SERVINGS 25	SERVINGS 50	SERVINGS 75	SERVINGS 100	PREPARATION STEP
1					WASH HANDS before beginning preparation & SANITIZE surfaces & equipment.
2 Water, Tap	1 1/4 Qt	2 1/2 Qt	3 3/4 Qt	1 Gal 2 Cup	Heat Water and Chicken Base to boiling point.
Base, Chicken Paste LS G-F	1 Tbsp 1 tsp	2 Tbsp 2 tsp	3 Tbsp 2 tsp	1/3 Cup	Add Flour to melted Margarine and make roux. Add to hot stock, stir until thickened.
3 Flour, All Purpose	2/3 Cup	1 1/4 Cup	2.0 Cup	2 1/2 Cup	
Margarine, Solids	2/3 Cup	1 1/4 Cup	2.0 Cup	2 1/2 Cup	
Salt, Iodized	1.0 tsp	2.0 tsp	3 tsp	1 Tbsp 1 tsp	Add Seasonings and simmer until thick and smooth.
4 Pepper, Black Ground	1/4 tsp	3/4 tsp	1.0 tsp	1 1/4 tsp	
Seasoning, Poultry	1/4 tsp	3/4 tsp	1 1/8 tsp	1 1/2 tsp	

Gravy Poultry Hmd (Poultry Gravy)

	INGREDIENTS	SERVINGS 25	SERVINGS 50	SERVINGS 75	SERVINGS 100	PREPARATION STEP
	Parsley, Dried	1/2 tsp	1.0 tsp	1 1/2 tsp	2.0 tsp	
5						Portion using 2 oz ladle.
6						CCP -- Maintain: Product held at >135F/57C Temperature should be taken every 2 hours during holding. *Maintaining at the proper temperature will present no food safety issue; long hot holding times can affect food quality.
7						CCP -- Cool: Product must reach 135F/57C to 70F/21C within 2 hrs and 70F/21C to 40F/4C within 4 hrs.
8						CCP -- Reheat: To internal temperature of 165F/74C held for at least 15 seconds.

Vegetable Mix Italian Blend f/Frz (Italian Vegetable Blend)

COOK TEMP	COOK METHOD	SERVING SIZE	ALLERGENS
0.0 °F	Steam	1/2 Cup	⚠️ Contains: Carrots, AllergenSoy, Beans/Legumes, Peppers Bell, Cauliflower, AllergenMilk

NUTRIENTS PER SERVING					
CALORIES	CARBOHYDRATES	PROTEIN	TOTAL FAT	CALCIUM	SODIUM
80 kcal	12 g	3 g	2 g	30 mg	50 mg

INGREDIENTS	SERVINGS 25	SERVINGS 50	SERVINGS 75	SERVINGS 100	PREPARATION STEP
1					WASH HANDS before beginning preparation & SANITIZE surfaces & equipment.
2					Steam or boil vegetables until tender. Add seasonings and mix well.
Vegetable Mix, Italian Frz	5 lb	10 lb	15 lb	20 lb	
Margarine, Solids	1/4 Cup	1/2 Cup	3/4 Cup	1 Cup	
Oregano, Dry	1 tsp	2 tsp	1 Tbsp	1 Tbsp 1 tsp	
Basil, Dried Leaves	1/2 tsp	1 tsp	1 1/2 tsp	2 tsp	
3					CCP -- Maintain: Product held at >135F/57C Temperature should be taken every 2 hours during holding. *Maintaining at the proper temperature will present no food safety issue; long hot holding times can affect food quality.
4					CCP -- Cool: Product must reach 135F/57C to 70F/21C within 2 hrs and 70F/21C to 40F/4C within 4 hrs.
5					CCP -- Reheat: To internal temperature of 165F/74C held for at least 15 seconds.

Cherries Sweet f/Cnd (Chilled Sweet Cherries)

COOK TEMP	SERVING SIZE	ALLERGENS
0.0 °F	1/2 Cup	Contains: Cherry

NUTRIENTS PER SERVING					
CALORIES	CARBOHYDRATES	PROTEIN	TOTAL FAT	CALCIUM	SODIUM
60 kcal	17 g	2 g	0 g	20 mg	5 mg

INGREDIENTS	SERVINGS 25	SERVINGS 50	SERVINGS 75	SERVINGS 100	PREPARATION STEP
1					WASH HANDS before beginning preparation & SANITIZE surfaces & equipment.
2 Cherries, JcPk Cnd	3 Qt	1 Gal 3 Cup	2 Gal 2 Cup	3 Gal	Lightly drain Fruit. Portion using 1/2 cup solid spoodle or #10 scoop.
3					Refrigerate until service.
4					CCP -- Maintain <40F/4C; discard unused product.

Margarine Spread Cup PC (Soft Margarine Cup)

SERVING SIZE	ALLERGENS
1 each	ⓘ Contains: AllergenMilk

NUTRIENTS PER SERVING					
CALORIES	CARBOHYDRATES	PROTEIN	TOTAL FAT	CALCIUM	SODIUM
25 kcal	0 g	0 g	3 g	0 mg	35 mg

INGREDIENTS	SERVINGS 25	SERVINGS 50	SERVINGS 75	SERVINGS 100	PREPARATION STEP
1					WASH HANDS before beginning preparation & SANITIZE surfaces & equipment.
2					Portion according to serving size.
3					Discard unused product.

Milk 1% 8 flz PC (1% Milk)

SERVING SIZE	ALLERGENS
8 fl. oz	ⓘ Contains: AllergenMilk

NUTRIENTS PER SERVING					
CALORIES	CARBOHYDRATES	PROTEIN	TOTAL FAT	CALCIUM	SODIUM
100 kcal	13 g	9 g	2.5 g	350 mg	110 mg

INGREDIENTS	SERVINGS 25	SERVINGS 50	SERVINGS 75	SERVINGS 100	PREPARATION STEP
1					WASH HANDS before beginning preparation & SANITIZE surfaces & equipment.
2					Portion according to serving size.
3					CCP -- Maintain <40F/4C.
4					Discard unused product.



Egg Scrambled f/Frz (Scrambled Egg)

COOK TIME	COOK TEMP	COOK-END TEMP	COOK METHOD	SERVING UTENSIL	SERVING SIZE	ALLERGENS
25 Min	350.0 °F	145 °F	Bake	#16 scoop	1 #16 sc.	ⓘ Contains: AllergenEggs, AllergenMilk, AllergenSoy

NUTRIENTS PER SERVING						
CALORIES	CARBOHYDRATES		PROTEIN	TOTAL FAT	CALCIUM	SODIUM
100 kcal	1 g		8 g	7 g	50 mg	90 mg

INGREDIENTS	SERVINGS 25	SERVINGS 50	SERVINGS 75	SERVINGS 100	INGREDIENT PREP	PREPARATION STEP
1						WASH HANDS before beginning preparation & SANITIZE surfaces & equipment.
Egg, Liquid Frz	1 1/2 Qt	3 Qt	1 Gal 1 Cup	1 Gal 3 Cup	thawed	Combine eggs and milk. Beat until blended. Add margarine during cooking process. Stir to distribute. Refrigerate egg mixture until ready to use.
2 Milk, 2% Bulk	3/4 Cup	1 1/2 Cup	2 1/4 Cup	3 Cup		
Margarine, Solids	2 Tbsp	1/4 Cup	1/3 Cup	1/2 Cup		
3						Oven: Pour egg mixture into baking pan(s). Bake in preheated 350F/176C oven for 20-30 min, stirring once during baking process.
4						Steamer: Pour egg mixture into each pan. Steam for 6-8 min at 5 lb pressure, batch cook.
5						Griddle: Spray griddle with non-stick vegetable spray. Preheat to 350F/176C. Pour egg mixture onto grill in batches (keep uncooked mixture refrigerated), and cook, turning spatula, for 3-5 min.
6						Eggs: Cook to internal temp of 145F/62C held for 15 sec.

Egg Scrambled f/Frz (Scrambled Egg)

	INGREDIENTS	SERVINGS 25	SERVINGS 50	SERVINGS 75	SERVINGS 100	INGREDIENT PREP	PREPARATION STEP
7							CCP -- Maintain: Product held at >135F/57C Temperature should be taken every 2 hours during holding. *Maintaining at the proper temperature will present no food safety issue; long hot holding times can affect food quality.
8							Discard unused product.

Steak Seasoned Cubes (Seasoned Steak)

COOK METHOD	SERVING SIZE	ALLERGENS
Simmer	2 Oz	ⓘ Contains: Onion, Garlic, Beef, AllergenMilk, AllergenSoy

NUTRIENTS PER SERVING					
CALORIES	CARBOHYDRATES	PROTEIN	TOTAL FAT	CALCIUM	SODIUM
50 kcal	1 g	9 g	2 g	10 mg	25 mg

INGREDIENTS	SERVINGS 25	SERVINGS 50	SERVINGS 75	SERVINGS 100	INGREDIENT PREP	PREPARATION STEP
1 Beef, Steak Cube Raw Garlic, Powder Onion, Yellow Margarine, Solids	2 lb 11 Oz	5 lb 5 Oz	8 lb	10 lb 11 Oz		WASH HANDS before beginning preparation. SANITIZE surfaces & equipment. Over medium heat, brown Meat with Seasonings and Onions in Margarine until Meat loses red color. Do not overcook.
	3/4 tsp	1 1/4 tsp	2 tsp	2 3/4 tsp		
	1 Cup	2 Cup	3 Cup	1 Qt	Chopped	
	1 Tbsp 1 tsp	2 Tbsp 2 tsp	1/4 Cup	1/3 Cup		
2						Cover and simmer until Meat is tender and reaches *internal temp of >145F/63C held for 15 sec.
3						CCP -- Maintain >140F/60C for only 4 hrs. CCP -- Cool: Product must reach 140F/60C to 70F/21C within 2 hrs and 70F/21C to 40F/4C within 4 hrs. CCP -- Reheat: To internal temp of 165F/74C held 15 sec within 1 hr - one time only.

Potato Hashbrown f/Dehydrated (Hash Browns)

COOK-END TEMP	COOK METHOD	SERVING SIZE	ALLERGENS
165 °F	Bake	1/2 Cup	ⓘ Contains: AllergenSoy, Potatoes, AllergenMilk

NUTRIENTS PER SERVING					
CALORIES	CARBOHYDRATES	PROTEIN	TOTAL FAT	CALCIUM	SODIUM
130 kcal	16 g	2 g	7 g	10 mg	125 mg

INGREDIENTS	SERVINGS 25	SERVINGS 50	SERVINGS 75	SERVINGS 100	PREPARATION STEP
1 Potato, Hash Brown Dry Water, Tap	1 lb	2 lb	3 lb	4 lb	WASH HANDS before beginning preparation & SANITIZE surfaces & equipment.
	1 1/4 Qt	2 3/4 Qt	1 Gal	1 Gal 2 Cup	
2 Salt, Iodized Pepper, Black Ground	1/2 tsp	1 tsp	1 1/2 tsp	2 tsp	Hydrate potatoes according to package directions under refrigeration.
	3/4 tsp	1 1/2 tsp	2 1/4 tsp	1 Tbsp	
3 Margarine, Solids Pan Coating, Spray	1 Cup	2 Cup	3 Cup	1 Qt	Season with salt and pepper.
	5 g	5 g	5 g	5 g	
4					Grill Method: Place half of margarine on griddle of 375F/190C and top with a thin layer of potatoes.

Potato Hashbrown f/Dehydrated (Hash Browns)

	INGREDIENTS	SERVINGS 25	SERVINGS 50	SERVINGS 75	SERVINGS 100	PREPARATION STEP
5						Press potatoes with spatula. When well browned, turn layers of potatoes only once onto section of grill which has fresh margarine.
6						Place in pan and serve immediately. Potatoes should be brown and crisp on outside, moist on inside.
7						Bake Method: Spray sheet pan with pan spray and spread with melted margarine. Bake at temperature & time according to package instructions. Remove from oven and place Potatoes evenly on sheet pan. Spray top of potatoes with pan spray. Return to oven until lightly browned.
8						Casseroles & Reheated Leftovers: Cook to internal temp of 165F/74C held for 15 sec.
9						CCP -- Maintain: Product held at >135F/57C Temperature should be taken every 2 hours during holding. *Maintaining at the proper temperature will present no food safety issue; long hot holding times can affect food quality.
10						CCP -- Cool: Product must reach 135F/57C to 70F/21C within 2 hrs and 70F/21C to 40F/4C within 4 hrs.
11						CCP -- Reheat: To internal temperature of 165F/74C held for at least 15 seconds.

Orange Vinaigrette Roasted Veg (Orange Vinaigrette Roasted Veg)

COOK TEMP	COOK METHOD	SERVING SIZE	ALLERGENS
450.0 °F	Roast	1/2 Cup	ⓘ Contains: Broccoli, Apples, AllergenSulphites

NUTRIENTS PER SERVING					
CALORIES	CARBOHYDRATES	PROTEIN	TOTAL FAT	CALCIUM	SODIUM
80 kcal	11 g	4 g	4 g	75 mg	200 mg

INGREDIENTS	SERVINGS 25	SERVINGS 50	SERVINGS 75	SERVINGS 100	PREPARATION STEP
1					WASH HANDS before beginning preparation & SANITIZE surfaces & equipment.
2 Broccoli, Florets Fresh	7 lb 8 Oz	15 lb	22 lb 8 Oz	30 lb	Preprep: Scrub Vegetables well and dry. Place in clean tub.
3 Orange Vinaigrette Dressing	12.5 Oz	1 lb 9 Oz	2 lb 6 Oz	3 lb 2 Oz	Combine Orange vinaigrette dressing and mix well.
4					Toss Vegetables to evenly coat.
5					Spread Vegetables on baking sheet. Roast until tender at 450F/232C tossing Vegetables when about half way done.
6					CCP -- Maintain: Product held at >135F/57C Temperature should be taken every 2 hours during holding. *Maintaining at the proper temperature will present no food safety issue; long hot holding times can affect food quality.
7					CCP -- Cool: Product must reach 135F/57C to 70F/21C within 2 hrs and 70F/21C to 40F/4C within 4 hrs.
8					CCP -- Reheat: To internal temperature of 165F/74C held for at least 15 seconds.

Orange Vinaigrette Dressing (Orange Vinaigrette Dressing)

SERVING SIZE	ALLERGENS
1 Oz	ⓘ Contains: Apples, Allergen Sulphites

NUTRIENTS PER SERVING					
CALORIES	CARBOHYDRATES	PROTEIN	TOTAL FAT	CALCIUM	SODIUM
80 kcal	4 g	0 g	7 g	0 mg	310 mg

INGREDIENTS	SERVINGS 25	SERVINGS 50	SERVINGS 75	SERVINGS 100	PREPARATION STEP	
1	Juice, Orange RTS	1 1/2 Cup	3 1/8 Cup	1 1/8 Qt	1 1/2 Qt	WASH HANDS before beginning preparation & SANITIZE surfaces & equipment.
	Oil, Vegetable	3/4 Cup	1 1/2 Cup	2 1/3 Cup	3 1/8 Cup	
	Vinegar, Cider Apple	3/4 Cup	1 1/2 Cup	2 1/3 Cup	3 1/8 Cup	
	Syrup Pancake & Waffle LoCal f/Bulk	1/3 Cup	3/4 Cup	1 1/8 Cup	1 1/2 Cup	
	Salt, Iodized	1 Tbsp	2 Tbsp	3 Tbsp	1/4 Cup	
	Pepper, Black Ground	1 Tbsp	2 Tbsp	3 Tbsp	1/4 Cup	
2					Combine all ingredients and mix until well combined.	

Syrup Pancake & Waffle LoCal f/Bulk (LoCal Syrup)

COOK METHOD	SERVING SIZE	ALLERGENS
Chill	1 fl. oz	None

NUTRIENTS PER SERVING					
CALORIES	CARBOHYDRATES	PROTEIN	TOTAL FAT	CALCIUM	SODIUM
45 kcal	13 g	0 g	0 g	0 mg	55 mg

INGREDIENTS	SERVINGS 25	SERVINGS 50	SERVINGS 75	SERVINGS 100	PREPARATION STEP
1					WASH HANDS before beginning preparation & SANITIZE surfaces & equipment.
2 Syrup, LoCal Bulk	3 Cup	1 1/2 Qt	2 1/4 Qt	3.0 Qt	Portion 1.5 Fl Oz in soufflé cup and serve.
3					CCP -- Maintain <40F/4C; discard unused product.

Blueberries f/Fresh (Fresh Blueberries)

SERVING SIZE	ALLERGENS
1/2 Cup	ⓘ Contains: Blueberry

NUTRIENTS PER SERVING					
CALORIES	CARBOHYDRATES	PROTEIN	TOTAL FAT	CALCIUM	SODIUM
40 kcal	11 g	1 g	0 g	0 mg	5 mg

INGREDIENTS	SERVINGS 25	SERVINGS 50	SERVINGS 75	SERVINGS 100	PREPARATION STEP
1 Blueberries, Fresh	3 Qt	1 Gal 3 Cup	2 Gal 2 Cup	3 Gal	WASH HANDS before beginning preparation. SANITIZE surfaces & equipment. Wash Berries under cool, running water. Drain well.
2					CCP - Maintain <40F/4C.

Toast Rye Seedless Dry (Dry Rye Toast)

COOK TIME	COOK METHOD	SERVING SIZE	ALLERGENS
1 Min	Heat	2 slice	ⓘ Contains: AllergenSoy, AllergenWheat

NUTRIENTS PER SERVING					
CALORIES	CARBOHYDRATES	PROTEIN	TOTAL FAT	CALCIUM	SODIUM
170 kcal	31 g	6 g	2 g	50 mg	390 mg

INGREDIENTS	SERVINGS 25	SERVINGS 50	SERVINGS 75	SERVINGS 100	PREPARATION STEP	
1					WASH HANDS before beginning preparation & SANITIZE surfaces & equipment.	
2	Bread Rye Seedless	50 slice	100 slice	150 slice	200 slice	Run bread through toaster until heated and slightly browned. Prepare as close to service as possible.
3					CCP -- Maintain: Product held at >135F/57C Temperature should be taken every 2 hours during holding. *Maintaining at the proper temperature will present no food safety issue; long hot holding times can affect food quality.	
4					Discard unused product.	

Bread Rye Seedless (Rye Bread)

SERVING SIZE	ALLERGENS
1 slice	ⓘ Contains: AllergenWheat

NUTRIENTS PER SERVING					
CALORIES	CARBOHYDRATES	PROTEIN	TOTAL FAT	CALCIUM	SODIUM
70 kcal	14 g	3 g	1 g	30 mg	170 mg

INGREDIENTS	SERVINGS 25	SERVINGS 50	SERVINGS 75	SERVINGS 100	PREPARATION STEP
1					WASH HANDS before beginning preparation & SANITIZE surfaces & equipment.
2					Portion according to serving size.
3					Discard unused product.

Jelly Assorted 0.5z PC (Jelly)

SERVING SIZE	ALLERGENS
1 each	None

NUTRIENTS PER SERVING					
CALORIES	CARBOHYDRATES	PROTEIN	TOTAL FAT	CALCIUM	SODIUM
40 kcal	10 g	0 g	0 g	0 mg	5 mg

INGREDIENTS	SERVINGS 25	SERVINGS 50	SERVINGS 75	SERVINGS 100	PREPARATION STEP
1					WASH HANDS before beginning preparation & SANITIZE surfaces & equipment.
2					Portion according to serving size.
3					Discard unused product.

Margarine Spread Cup PC (Soft Margarine Cup)

SERVING SIZE	ALLERGENS
1 each	ⓘ Contains: AllergenMilk

NUTRIENTS PER SERVING					
CALORIES	CARBOHYDRATES	PROTEIN	TOTAL FAT	CALCIUM	SODIUM
25 kcal	0 g	0 g	3 g	0 mg	35 mg

INGREDIENTS	SERVINGS 25	SERVINGS 50	SERVINGS 75	SERVINGS 100	PREPARATION STEP
1					WASH HANDS before beginning preparation & SANITIZE surfaces & equipment.
2					Portion according to serving size.
3					Discard unused product.

Milk 1% 8 flz PC (1% Milk)

SERVING SIZE	ALLERGENS
8 fl. oz	ⓘ Contains: AllergenMilk

NUTRIENTS PER SERVING					
CALORIES	CARBOHYDRATES	PROTEIN	TOTAL FAT	CALCIUM	SODIUM
100 kcal	13 g	9 g	2.5 g	350 mg	110 mg

INGREDIENTS	SERVINGS 25	SERVINGS 50	SERVINGS 75	SERVINGS 100	PREPARATION STEP
1					WASH HANDS before beginning preparation & SANITIZE surfaces & equipment.
2					Portion according to serving size.
3					CCP -- Maintain <40F/4C.
4					Discard unused product.

Coleslaw Apple f/Fresh (Cabbage & Apple Slaw)

COOK METHOD	SERVING SIZE	ALLERGENS
Mix & Chill	1/2 Cup	ⓘ Contains: AllergenMilk, Cabbage, AllergenEggs, Apples

NUTRIENTS PER SERVING					
CALORIES	CARBOHYDRATES	PROTEIN	TOTAL FAT	CALCIUM	SODIUM
90 kcal	14 g	1 g	4.5 g	30 mg	35 mg

INGREDIENTS	SERVINGS 25	SERVINGS 50	SERVINGS 75	SERVINGS 100	INGREDIENT PREP	PREPARATION STEP
1						WASH HANDS before beginning preparation & SANITIZE surfaces & equipment.
2	Mayonnaise, Bulk Sour Cream, Real Bulk Sugar, Granulated Bulk	1/2 Cup 1.0 Cup 2 Tbsp 2 tsp	1 Cup 1.0 Cup 1/3 Cup	1 1/2 Cup 1 1/3 Cup 1/2 Cup	2 Cup 2.0 Cup 2/3 Cup	Mix mayonnaise, sour cream and sugar until sugar is dissolved.
3	Apple, Red Delicious	3 lb 12 Oz	7 lb 8 Oz	11 lb 4 Oz	15 lb	Diced Add apples to mayonnaise mixture.
4	Cabbage, Green Fresh	2 lb 8 Oz	5 lb	7 lb 8 Oz	10 lb	Shredded Add cabbage. Mix lightly until all ingredients are coated with dressing mixture. Portion 1/2 cup per serving.
5						CCP -- Maintain <40F/4C; discard unused product.
6						Note: Waiting to dice apples until just before adding to mayonnaise mixture can help prevent apples from turning dark.

Tuna Salad Sndw on Wheat (Tuna Salad Sndw on Wheat)

COOK TEMP	COOK METHOD	SERVING SIZE	ALLERGENS
0.0 °F	Chill	1 each	ⓘ Contains: AllergenFish, AllergenEggs, Onion, Citrus, AllergenWheat, Celery

NUTRIENTS PER SERVING					
CALORIES	CARBOHYDRATES	PROTEIN	TOTAL FAT	CALCIUM	SODIUM
290 kcal	29 g	16 g	13 g	100 mg	480 mg

INGREDIENTS	SERVINGS 25	SERVINGS 50	SERVINGS 75	SERVINGS 100	INGREDIENT PREP	PREPARATION STEP
1 Tuna Salad Hmd	2 Qt	1 Gal	1 Gal 3 Cup	2 Gal	Prepared	WASH HANDS before beginning preparation & SANITIZE surfaces & equipment.
2 Bread Wheat	50 slice	100 slice	150 slice	200 slice		Prepare filling as per separate recipe.
3						Place 1/3 cup tuna salad on 1 slice of bread; top with a second slice of bread. Cut into desired sections and serve immediately or wrap and chill until time of service.
4						CCP -- Maintain <40F/4C; discard unused product.

Tuna Salad Hmd (Tuna Salad)

COOK METHOD	SERVING UTENSIL	SERVING SIZE	ALLERGENS
Mix & Chill	#8 scoop	1/2 Cup	ⓘ Contains: AllergenEggs, Onion, Citrus, Celery, AllergenFish

NUTRIENTS PER SERVING					
CALORIES	CARBOHYDRATES	PROTEIN	TOTAL FAT	CALCIUM	SODIUM
210 kcal	3 g	15 g	16 g	30 mg	320 mg

INGREDIENTS	SERVINGS 25	SERVINGS 50	SERVINGS 75	SERVINGS 100	INGREDIENT PREP	PREPARATION STEP
1						WASH HANDS before beginning preparation & SANITIZE surfaces & equipment.
Egg Boiled Hard Whole RTS	9 each	18 each	27 each	36 each	Chopped	Combine all ingredients and mix well.
Onion, Yellow	1/2 Cup	1 Cup	1 1/2 Cup	2 Cup	Chopped Fine	
Celery, Fresh	1/2 Cup	1 Cup	1 1/2 Cup	2 Cup	Chopped Fine	
Tuna, Chunk Light WtrPk Bulk	3 lb 8 Oz	7 lb	10 lb 8 Oz	14 lb	Drained	
2 Juice, Lemon RTS	2 Tbsp	1/4 Cup	1/3 Cup	1/2 Cup		
Pepper, White	1/4 tsp	1/2 tsp	3/4 tsp	1 tsp		
Onion, Powder	1/4 tsp	1/2 tsp	3/4 tsp	1 tsp		
Mayonnaise, Bulk	2 Cup	1 Qt	1 1/2 Qt	2 Qt		
Pickle Relish, Sweet	2/3 Cup	1 1/4 Cup	2.0 Cup	2 1/2 Cup		
3						CCP -- Maintain <40F/4C; discard unused product.

Bread Wheat (Wheat Bread)

COOK METHOD	SERVING SIZE	ALLERGENS
Bake	1 slice	ⓘ Contains: AllergenWheat

NUTRIENTS PER SERVING					
CALORIES	CARBOHYDRATES	PROTEIN	TOTAL FAT	CALCIUM	SODIUM
70 kcal	12 g	3 g	1 g	40 mg	120 mg

INGREDIENTS	SERVINGS 25	SERVINGS 50	SERVINGS 75	SERVINGS 100	PREPARATION STEP
1					WASH HANDS before beginning preparation & SANITIZE surfaces & equipment.
2					Portion according to serving size.
3					Discard unused product.

Egg Boiled Hard Whole RTS (Hard Boiled Egg)

SERVING SIZE	ALLERGENS
1 each	ⓘ Contains: AllergenEggs

NUTRIENTS PER SERVING					
CALORIES	CARBOHYDRATES	PROTEIN	TOTAL FAT	CALCIUM	SODIUM
80 kcal	1 g	7 g	5 g	30 mg	65 mg

INGREDIENTS	SERVINGS 25	SERVINGS 50	SERVINGS 75	SERVINGS 100	PREPARATION STEP
1					WASH HANDS before beginning preparation & SANITIZE surfaces & equipment.
2					Prepare product as per package instructions.
3					Portion according to serving size.
4					CCP -- Maintain <40F/4C; discard unused product.
5					Discard unused product.

Egg Boiled Hard Whole RTS (Hard Boiled Egg)

.....

.....

.....

Potato Salad f/Fresh (Potato Salad)

COOK TEMP	COOK METHOD	SERVING UTENSIL	SERVING SIZE	ALLERGENS
0.0 °F	Chill	#8 scoop	1/2 Cup	ⓘ Contains: AllergenEggs, Potatoes, Onion, Mustard, Citrus, AllergenSulphites, Celery

NUTRIENTS PER SERVING					
CALORIES	CARBOHYDRATES	PROTEIN	TOTAL FAT	CALCIUM	SODIUM
210 kcal	28 g	4 g	10 g	20 mg	230 mg

INGREDIENTS	SERVINGS 25	SERVINGS 50	SERVINGS 75	SERVINGS 100	INGREDIENT PREP	PREPARATION STEP
1						WASH HANDS before beginning preparation & SANITIZE surfaces & equipment.
2 Potato, Russet/Baking Fresh	6 lb 4 Oz	12 lb 8 Oz	18 lb 12 Oz	25 lb	Peeled & Cubed	Steam or boil potatoes until tender; drain, dice & chill. Keep chilled until ready for service.
3 Oil, Vegetable	3 Tbsp 3 tsp	1/2 Cup	3/4 Cup	1.0 Cup		Make a marinade of oil, vinegar, lemon juice and seasonings. Add to warm potatoes and mix gently.
Vinegar, White	3 Tbsp 3 tsp	1/2 Cup	3/4 Cup	1.0 Cup		
Juice, Lemon RTS	1 1/2 tsp	3.0 tsp	1 Tbsp 1 tsp	1 Tbsp 3 tsp		
Pepper, Black Ground	3/4 tsp	1 1/2 tsp	2 1/4 tsp	1 Tbsp		
Salt, Iodized	1 1/4 tsp	2 1/2 tsp	1 Tbsp 1 tsp	1 Tbsp 2 tsp		
Sugar, Granulated Bulk	1 Tbsp	2 Tbsp	3 Tbsp	1/4 Cup		
4 Egg Boiled Hard Whole RTS	5 each	10 each	15 each	20 each	Chopped	Chill eggs until ready to use.

Potato Salad f/Fresh (Potato Salad)

	INGREDIENTS	SERVINGS 25	SERVINGS 50	SERVINGS 75	SERVINGS 100	INGREDIENT PREP	PREPARATION STEP
5	Onion, Yellow	4 Oz	8 Oz	12 Oz	16 Oz	Chopped Fine	Mix celery and onion with relish and dressing.
	Celery, Fresh	5 each	10 each	15 each	20 each	Chopped Fine	
	Pickle Relish, Sweet	1/2 Cup	1.0 Cup	1 1/3 Cup	2.0 Cup		
	Mayonnaise, Bulk	1.0 Cup	2.0 Cup	2 3/4 Cup	3 3/4 Cup		
	Mustard, Yellow Prepared	1 1/2 tsp	1 Tbsp	1 Tbsp 2 tsp	2 Tbsp		
6							Add mixture to potatoes and mix lightly.
7							CCP -- Maintain <40F/4C; discard unused product.



Egg Boiled Hard Whole RTS (Hard Boiled Egg)

SERVING SIZE	ALLERGENS
1 each	ⓘ Contains: AllergenEggs

NUTRIENTS PER SERVING					
CALORIES	CARBOHYDRATES	PROTEIN	TOTAL FAT	CALCIUM	SODIUM
80 kcal	1 g	7 g	5 g	30 mg	65 mg

INGREDIENTS	SERVINGS 25	SERVINGS 50	SERVINGS 75	SERVINGS 100	PREPARATION STEP
1					WASH HANDS before beginning preparation & SANITIZE surfaces & equipment.
2					Prepare product as per package instructions.
3					Portion according to serving size.
4					CCP -- Maintain <40F/4C; discard unused product.
5					Discard unused product.

Egg Boiled Hard Whole RTS (Hard Boiled Egg)

Orange Fresh Whole (Fresh Whole Orange)

SERVING SIZE	ALLERGENS
1 whole	ⓘ Contains: Citrus

NUTRIENTS PER SERVING					
CALORIES	CARBOHYDRATES	PROTEIN	TOTAL FAT	CALCIUM	SODIUM
70 kcal	17 g	2 g	0 g	75 mg	0 mg

INGREDIENTS	SERVINGS 25	SERVINGS 50	SERVINGS 75	SERVINGS 100	PREPARATION STEP
1					WASH HANDS before beginning preparation & SANITIZE surfaces & equipment.
2					Portion according to serving size.
3					Discard unused product.

Margarine Spread Cup PC (Soft Margarine Cup)

SERVING SIZE	ALLERGENS
1 each	ⓘ Contains: AllergenMilk

NUTRIENTS PER SERVING					
CALORIES	CARBOHYDRATES	PROTEIN	TOTAL FAT	CALCIUM	SODIUM
25 kcal	0 g	0 g	3 g	0 mg	35 mg

INGREDIENTS	SERVINGS 25	SERVINGS 50	SERVINGS 75	SERVINGS 100	PREPARATION STEP
1					WASH HANDS before beginning preparation & SANITIZE surfaces & equipment.
2					Portion according to serving size.
3					Discard unused product.

Milk 1% 8 flz PC (1% Milk)

SERVING SIZE	ALLERGENS
8 fl. oz	ⓘ Contains: AllergenMilk

NUTRIENTS PER SERVING					
CALORIES	CARBOHYDRATES	PROTEIN	TOTAL FAT	CALCIUM	SODIUM
100 kcal	13 g	9 g	2.5 g	350 mg	110 mg

INGREDIENTS	SERVINGS 25	SERVINGS 50	SERVINGS 75	SERVINGS 100	PREPARATION STEP
1					WASH HANDS before beginning preparation & SANITIZE surfaces & equipment.
2					Portion according to serving size.
3					CCP -- Maintain <40F/4C.
4					Discard unused product.

Pork Roast Ginger (Ginger Roast Pork)

COOK TIME	COOK TEMP	COOK-END TEMP	COOK METHOD	SERVING SIZE	ALLERGENS
120 Min	325.0 °F	145 °F	Roast	3 Oz	ⓘ Contains: Pork & Products, Onion, AllergenFish, AllergenSoy

NUTRIENTS PER SERVING					
CALORIES	CARBOHYDRATES	PROTEIN	TOTAL FAT	CALCIUM	SODIUM
200 kcal	2 g	20 g	13 g	30 mg	160 mg

INGREDIENTS	SERVINGS 25	SERVINGS 50	SERVINGS 75	SERVINGS 100	PREPARATION STEP
1 Sauce, Worcestershire Honey, Bulk Salt, Iodized Ginger, Ground	2 tsp	1 Tbsp 2 tsp	2 Tbsp 2 tsp	3 Tbsp 1 tsp	WASH HANDS before beginning preparation & SANITIZE surfaces & equipment.
	2 tsp	1 Tbsp 2 tsp	2 Tbsp 2 tsp	3 Tbsp 1 tsp	
	1 tsp	2 tsp	1 Tbsp	1 Tbsp 1 tsp	
	1 Tbsp 2 tsp	3 Tbsp 1 tsp	1/3 Cup	1/2 Cup	
2 Pork, Loin Bnls Onion, Yellow	7 lb 8 Oz	15 lb	22 lb 8 Oz	30 lb	Prepare Glaze: Combine Worcestershire sauce, honey, salt and ginger.
	1.25 each	2.5 each	3.75 each	5 each	
3					Place pork roast with fat side up in roasting pans. Brush glaze on roast. Place rings of fresh onion on roast about half way through the cooking period. Cook roast at 325F/162C for 2-4 hrs, depending on size of loin.
4					For Fresh Pork and Ham Cuts: Cook to internal temp of 145F/63C held for 15 sec.

Pork Roast Ginger (Ginger Roast Pork)

	INGREDIENTS	SERVINGS 25	SERVINGS 50	SERVINGS 75	SERVINGS 100	PREPARATION STEP
5						CCP -- Maintain: Product held at >135F/57C Temperature should be taken every 2 hours during holding. *Maintaining at the proper temperature will present no food safety issue; long hot holding times can affect food quality.
6						CCP -- Cool: Product must reach 135F/57C to 70F/21C within 2 hrs and 70F/21C to 40F/4C within 4 hrs.
7						CCP -- Reheat: To internal temperature of 165F/74C held for at least 15 seconds.

Potato Sweet Salad w/Apple Hot f/Fresh (Warm Sweet Potato & Apple



Health & Human Services



COOK TIME	COOK METHOD	SERVING SIZE	ALLERGENS
35 Min	Simmer	1/2 Cup	Contains: Apples, Onion, Celery, Corn, Garlic, Tomato, Potatoes, Sweet, Allergen Sulphites, Carrots

NUTRIENTS PER SERVING					
CALORIES	CARBOHYDRATES	PROTEIN	TOTAL FAT	CALCIUM	SODIUM
110 kcal	19 g	2 g	3.5 g	30 mg	105 mg

INGREDIENTS	SERVINGS 25	SERVINGS 50	SERVINGS 75	SERVINGS 100	INGREDIENT PREP	PREPARATION STEP	
1						WASH HANDS before beginning preparation & SANITIZE surfaces & equipment.	
2	Potato, Sweet Fresh	3 lb 2 Oz	6 lb 4 Oz	9 lb 6 Oz	12 lb 8 Oz	Peeled & Cubed	Warm oil in a skillet over medium heat. Add potatoes, stirring to coat lightly in the oil. Cook 4-6 minutes without stirring. Stir in onion and cook 3-4 minutes.
	Onion, Yellow	1 each	2 each	3 each	4 each	Sliced	
	Oil, Vegetable	1/3 Cup	3/4 Cup	1 1/8 Cup	1 1/2 Cup		
3	Base, Vegetable Paste LS G-F	3/4 tsp	1 1/4 tsp	2.0 tsp	2 1/2 tsp		Combine vegetable base with water to make a broth. Stir broth in with potato mixture. Increase heat to medium and simmer 20 minutes.
	Water, Tap	3/4 Cup	1 1/2 Cup	2 1/4 Cup	3 Cup	Hot	
4	Apple Slices, Unsweetened Cnd	1 1/2 Qt	3 1/8 Qt	1 Gal 1 Cup	1 Gal 4 Cup	Drained	Add apples and cook 5-7 minutes until potatoes and apples are fork tender and any liquid has thickened slightly.
5	Salt, Iodized	3/4 tsp	1 1/2 tsp	2 1/4 tsp	1 Tbsp		Remove pan from heat. Add spices and vinegar. Toss to coat evenly. Serve immediately.
	Pepper, Black Ground	3/4 tsp	1 1/2 tsp	2 1/4 tsp	1 Tbsp		



Potato Sweet Salad w/Apple Hot f/Fresh (Warm Sweet Potato & Apple

	INGREDIENTS	SERVINGS 25	SERVINGS 50	SERVINGS 75	SERVINGS 100	INGREDIENT PREP	PREPARATION STEP
	Vinegar, Wine Red	1 Tbsp	2 Tbsp	3 Tbsp	1/4 Cup		
6							CCP -- Maintain >135F/57C. Temperature should be taken every 2 hours during holding.
7							CCP -- Cool: Product must reach 135F/57C to 70F/21C within 2 hrs and 70F/21C to 40F/4C within 4 hrs.
8							CCP -- Reheat: To internal temp of 165F/74C held 15 sec within 2 hrs - one time only.

Greens Collard f/Frz (Collard Greens)

COOK METHOD	SERVING SIZE	ALLERGENS
Boil	1/2 Cup	ⓘ Contains: AllergenSoy, Celery, Garlic, Onion, Tomato, AllergenMilk, Carrots, Corn

NUTRIENTS PER SERVING					
CALORIES	CARBOHYDRATES	PROTEIN	TOTAL FAT	CALCIUM	SODIUM
50 kcal	7 g	3 g	3 g	225 mg	75 mg

INGREDIENTS	SERVINGS 25	SERVINGS 50	SERVINGS 75	SERVINGS 100	PREPARATION STEP
1 Water, Tap	3 1/4 Qt	1 Gal 4 Cup	2 Gal 3 Cup	3 Gal 2 Cup	WASH HANDS before beginning preparation & SANITIZE surfaces & equipment.
Greens, Collard Chopped Frz	5 lb 7 Oz	10 lb 13 Oz	16 lb 4 Oz	21 lb 11 Oz	
Sugar, Granulated Bulk	1 1/4 tsp	2 3/4 tsp	1 Tbsp 1 tsp	1 Tbsp 2 tsp	Bring Water to a boil in a large pot.
2 Pepper, Black Ground	1/4 tsp	1/2 tsp	3/4 tsp	3/4 tsp	
Base, Vegetable Paste LS G-F	1 tsp	2 tsp	1 Tbsp	1 Tbsp 1 tsp	
Margarine, Solids	2.5 Oz	5.5 Oz	8 Oz	10.5 Oz	

Greens Collard f/Frz (Collard Greens)

	INGREDIENTS	SERVINGS 25	SERVINGS 50	SERVINGS 75	SERVINGS 100	PREPARATION STEP
3						Add Collard Greens, Sugar, Pepper, Base and Margarine. Simmer uncovered for 50-60 min or until Greens are very tender. Drain remaining liquid. CCP -- Maintain >140F for only 4 hrs.
4						CCP -- Maintain: Product held at >135F/57C Temperature should be taken every 2 hours during holding. *Maintaining at the proper temperature will present no food safety issue; long hot holding times can affect food quality.
5						CCP -- Cool: Product must reach 135F/57C to 70F/21C within 2 hrs and 70F/21C to 40F/4C within 4 hrs.
6						CCP -- Reheat: To internal temperature of 165F/74C held for at least 15 seconds.

Banana Pineapple Dessert (Banana Pineapple Dessert)

SERVING SIZE	ALLERGENS
1 (2x3)	ⓘ Contains: Cherry, AllergenSoy, AllergenMilk, AllergenWheat, Pineapple, Bananas

NUTRIENTS PER SERVING					
CALORIES	CARBOHYDRATES	PROTEIN	TOTAL FAT	CALCIUM	SODIUM
310 kcal	38 g	2 g	17 g	30 mg	210 mg

INGREDIENTS	SERVINGS 25	SERVINGS 50	SERVINGS 75	SERVINGS 100	PREPARATION STEP
1					WASH HANDS before beginning preparation & SANITIZE surfaces & equipment.
Sugar, Powdered	2 Cup	1 Qt	1 1/2 Qt	2 Qt	Slice Cherries in half.
Cream Cheese, Bulk	8 Oz	1 lb	1 lb 8 Oz	2 lb	
Pineapple, Crushed JcPk	1 lb 4 Oz	2 lb 8 Oz	3 lb 12 Oz	5 lb	
2 Banana Whole Fresh	6.25 each	12.5 each	18.75 each	25 each	
Topping, Whip Non-Dairy Bag Frz	1 Qt	2 Qt	3 Qt	1 Gal	
Cherries, Maraschino	3.5 Oz	7 Oz	10.5 Oz	14.5 Oz	Graham Cracker Crust: Melt Margarine. Mix Crackers, Sugar and melted Margarine. Pat Crumb Mixture evenly into baking pan(s). Bake 375F for about 5 min.
3 Margarine, Solids	11 Oz	1 lb 6 Oz	2 lb 1 Oz	2 lb 12 Oz	
Sugar, Granulated Bulk	2/3 Cup	1 1/4 Cup	2.0 Cup	2 1/2 Cup	

Banana Pineapple Dessert (Banana Pineapple Dessert)

	INGREDIENTS	SERVINGS 25	SERVINGS 50	SERVINGS 75	SERVINGS 100	PREPARATION STEP
	Crumbs, Graham Cracker	14 Oz	1 lb 12 Oz	2 lb 10 Oz	3 lb 8 Oz	
4						Banana Split: Mix Powdered Sugar and Cream Cheese together and spread over Crust. Layer the following ingredients in order: Crushed Pineapple Sliced Bananas Whip Topping.
5						Garnish with Cherry Halves. Serve 2x3" Sq. *Maintain <40F.
6						CCP -- Maintain <40F/4C; discard unused product.
7						NOTES: Chopped Nut garnish can be added for Regular Diet if desired.

Banana Whole Fresh (Banana)

SERVING SIZE	ALLERGENS
1 each	ⓘ Contains: Bananas

NUTRIENTS PER SERVING					
CALORIES	CARBOHYDRATES	PROTEIN	TOTAL FAT	CALCIUM	SODIUM
100 kcal	26 g	2 g	0 g	10 mg	5 mg

INGREDIENTS	SERVINGS 25	SERVINGS 50	SERVINGS 75	SERVINGS 100	PREPARATION STEP
1					WASH HANDS before beginning preparation & SANITIZE surfaces & equipment.
2					Portion according to serving size.
3					Discard unused product.

Cornbread Mexican f/Mix (Mexican Cornbread)

COOK TEMP	COOK METHOD	SERVING SIZE	ALLERGENS
425.0 °F	Bake	1 (2x3)	ⓘ Contains: AllergenMilk, AllergenWheat, AllergenEggs, Corn, AllergenSoy

NUTRIENTS PER SERVING					
CALORIES	CARBOHYDRATES	PROTEIN	TOTAL FAT	CALCIUM	SODIUM
140 kcal	21 g	4 g	5 g	50 mg	280 mg

INGREDIENTS	SERVINGS 25	SERVINGS 50	SERVINGS 75	SERVINGS 100	INGREDIENT PREP	PREPARATION STEP
1						WASH HANDS before beginning preparation & SANITIZE surfaces & equipment.
Egg, Liquid Frz	1/2 Cup	1.0 Cup	1 1/2 Cup	2.0 Cup		Prepare batter according to package instructions.
2 Baking Mix, Corn Muffin	1 lb 9 Oz	3 lb 2 Oz	4 lb 11 Oz	6 lb 4 Oz		
Water, Tap	1 1/2 Cup	3 1/8 Cup	1 1/8 Qt	1 1/2 Qt		
3 Pepper, Chile Green Cnd	1/2 Cup	1.0 Cup	1 1/2 Cup	2.0 Cup	Chopped Fine	Stir Peppers & Cheese into batter. Pour Batter into well-greased 18" x 26" baking sheets. Bake as directed or until golden brown.
Cheese, Cheddar Shredded	3/4 Cup	1 1/2 Cup	2 1/3 Cup	3 1/8 Cup		
4						For Milk & Cheese or non-hazardous items: Cook to internal temp of 145F/62C held for 15 sec.
5						Portion baked product into 2x3 pieces.

Cornbread Mexican f/Mix (Mexican Cornbread)

	INGREDIENTS	SERVINGS 25	SERVINGS 50	SERVINGS 75	SERVINGS 100	INGREDIENT PREP	PREPARATION STEP
6							Cook Time: 12-18 min
7							CCP -- Maintain: Product held at >135F/57C Temperature should be taken every 2 hours during holding. *Maintaining at the proper temperature will present no food safety issue; long hot holding times can affect food quality.
8							CCP -- Cool: Product must reach 135F/57C to 70F/21C within 2 hrs and 70F/21C to 40F/4C within 4 hrs.
9							CCP -- Reheat: To internal temperature of 165F/74C held for at least 15 seconds.

Margarine Spread Cup PC (Soft Margarine Cup)

SERVING SIZE	ALLERGENS
1 each	ⓘ Contains: AllergenMilk

NUTRIENTS PER SERVING					
CALORIES	CARBOHYDRATES	PROTEIN	TOTAL FAT	CALCIUM	SODIUM
25 kcal	0 g	0 g	3 g	0 mg	35 mg

INGREDIENTS	SERVINGS 25	SERVINGS 50	SERVINGS 75	SERVINGS 100	PREPARATION STEP
1					WASH HANDS before beginning preparation & SANITIZE surfaces & equipment.
2					Portion according to serving size.
3					Discard unused product.

Milk 1% 8 flz PC (1% Milk)

SERVING SIZE	ALLERGENS
8 fl. oz	ⓘ Contains: AllergenMilk

NUTRIENTS PER SERVING					
CALORIES	CARBOHYDRATES	PROTEIN	TOTAL FAT	CALCIUM	SODIUM
100 kcal	13 g	9 g	2.5 g	350 mg	110 mg

INGREDIENTS	SERVINGS 25	SERVINGS 50	SERVINGS 75	SERVINGS 100	PREPARATION STEP
1					WASH HANDS before beginning preparation & SANITIZE surfaces & equipment.
2					Portion according to serving size.
3					CCP -- Maintain <40F/4C.
4					Discard unused product.

Chicken Sweet & Sour f/Pulled (Sweet & Sour Chicken)

COOK METHOD	SERVING SIZE	ALLERGENS
Saute	3/4 Cup	ⓘ Contains: AllergenSoy, AllergenWheat, Peppers Bell, Corn, Onion, Pineapple, AllergenSulphites, Chicken, Garlic

NUTRIENTS PER SERVING					
CALORIES	CARBOHYDRATES	PROTEIN	TOTAL FAT	CALCIUM	SODIUM
210 kcal	16 g	24 g	6 g	40 mg	420 mg

INGREDIENTS	SERVINGS 25	SERVINGS 50	SERVINGS 75	SERVINGS 100	INGREDIENT PREP	PREPARATION STEP
1 Sauce, Soy Bulk LS Chicken, Meat Pulled Ckd	2/3 Cup	1 1/4 Cup	2.0 Cup	2 1/2 Cup		WASH HANDS before beginning preparation. SANITIZE surfaces & equipment. WASH ALL PRODUCE under cool, running water. Drain well. Pour soy sauce over meat and mix lightly. Let marinate refrigerated <40F/4C at least 1 hr.
	4 lb 8 Oz	9 lb	13 lb 8 Oz	18 lb		
2 Base, Chicken Paste LS G-F Water, Tap	0.5 Oz	1 Oz	1.5 Oz	2 Oz		Drain soy sauce. Brown meat and drain fat. Combine base with water and add to meat. Simmer until meat is tender and reaches internal temp of >165F/74C for 15 sec.
	2 Cup	1 Qt	1 1/2 Qt	2 Qt		
3 Sugar, Brown Light Cornstarch	1/2 Cup	1 Cup	1 1/2 Cup	2 Cup		Combine sugar and cornstarch.
	1/4 Cup	1/2 Cup	3/4 Cup	1 Cup		
4 Juice Pineapple f/Frz Conc 6 flz Vinegar, White Sauce, Soy Bulk LS	1/2 Cup	1 Cup	1 1/2 Cup	2 Cup		Add pineapple Juice, vinegar and soy sauce to cornstarch mixture. Mix until smooth. Add to meat while stirring. Cook until thickened.
	3/4 Cup	1 1/2 Cup	2 1/4 Cup	3 Cup		
	1/3 Cup	2/3 Cup	1.0 Cup	1 1/3 Cup		

Chicken Sweet & Sour f/Pulled (Sweet & Sour Chicken)

	INGREDIENTS	SERVINGS 25	SERVINGS 50	SERVINGS 75	SERVINGS 100	INGREDIENT PREP	PREPARATION STEP
5	Pepper, Green Fresh	1 lb	2 lb	3 lb	4 lb	Julienne	Approximately 15 min before serving, add peppers and onion; cook gently. Just before serving, add pineapple.
	Onion, Yellow	8 Oz	1 lb	1 lb 8 Oz	2 lb	Sliced	
	Pineapple, Chunks JcPk	1 Qt	2 Qt	3 Qt	1 Gal	Drained	
6							CCP -- Maintain >135F/57C for only 4 hrs.
7							CCP -- Cool: Product must reach 140F to 70F within 2 hrs and 70F to 40F within 4 hrs.
8							CCP -- Reheat: To internal temp 165F held 15 sec within 1 hr - one time only.

Juice Pineapple f/Frz Conc 6 flz (Pineapple Juice)

COOK METHOD	SERVING SIZE	ALLERGENS
Make	6 fl. oz	ⓘ Contains: Pineapple

NUTRIENTS PER SERVING					
CALORIES	CARBOHYDRATES	PROTEIN	TOTAL FAT	CALCIUM	SODIUM
80 kcal	20 g	1 g	0 g	30 mg	10 mg

INGREDIENTS	SERVINGS 25	SERVINGS 50	SERVINGS 75	SERVINGS 100	PREPARATION STEP
1					WASH HANDS before beginning preparation & SANITIZE surfaces & equipment.
2	Juice, Pineapple Conc Frz	30.63 fl. oz	61.25 fl. oz	91.88 fl. oz	Dilute in cool water; stirring well. Refrigerate <40F/4C.
	Water, Tap	3 3/4 Qt	1 Gal 5 Cup	2 Gal 5 Cup	
3					CCP -- Keep chilled at 40F/4C.

Rice Long Grain & Wild (White & Wild Rice Blend)

COOK TIME	COOK TEMP	COOK-END TEMP	COOK METHOD	SERVING SIZE	ALLERGENS
35 Min	350.0 °F	145 °F	Bake	1/2 Cup	ⓘ Contains: AllergenSoy, Rice, AllergenMilk

NUTRIENTS PER SERVING					
CALORIES	CARBOHYDRATES	PROTEIN	TOTAL FAT	CALCIUM	SODIUM
120 kcal	26 g	3 g	1 g	30 mg	55 mg

INGREDIENTS	SERVINGS 25	SERVINGS 50	SERVINGS 75	SERVINGS 100	INGREDIENT PREP	PREPARATION STEP
1						WASH HANDS before beginning preparation & SANITIZE surfaces & equipment.
Salt, Iodized	1/2 tsp	1 tsp	1 1/2 tsp	2 tsp		Cook according to package directions or use the following directions. Place rice and margarine in shallow baking pan. Add salt, and boiling water amount according to manufacturer's instruction. Stir. Cover pan with heavy duty foil. Bake for 30-35 min until liquid is absorbed. Fluff with fork.
Margarine, Solids	1 Tbsp	2 Tbsp	3 Tbsp	1/4 Cup	Melted	
2 Rice, Wild & Long Grain Blend	1 lb 12 Oz	3 lb 8 Oz	5 lb 4 Oz	7 lb		
Water, Tap	2 1/8 Qt	1 Gal	1 Gal 4 Cup	2 Gal 1 Cup	Boiled	
3						For Milk & Cheese or non-hazardous items: Cook to internal temp of 145F/62C held for 15 sec.
4						CCP -- Maintain: Product held at >135F/57C Temperature should be taken every 2 hours during holding. *Maintaining at the proper temperature will present no food safety issue; long hot holding times can affect food quality.



Rice Long Grain & Wild (White & Wild Rice Blend)

	INGREDIENTS	SERVINGS 25	SERVINGS 50	SERVINGS 75	SERVINGS 100	INGREDIENT PREP	PREPARATION STEP
5							CCP -- Cool: Product must reach 135F/57C to 70F/21C within 2 hrs and 70F/21C to 40F/4C within 4 hrs.
6							CCP -- Reheat: To internal temperature of 165F/74C held for at least 15 seconds.

Broccoli Florets f/Frz (Seasoned Broccoli Florets)

COOK TIME	COOK METHOD	SERVING UTENSIL	SERVING SIZE	ALLERGENS
10 Min	Steam	4z Spoodle	1/2 Cup	ⓘ Contains: AllergenSoy, Broccoli, AllergenMilk

NUTRIENTS PER SERVING						
CALORIES	CARBOHYDRATES		PROTEIN	TOTAL FAT	CALCIUM	SODIUM
40 kcal	5 g		3 g	2 g	50 mg	40 mg

INGREDIENTS	SERVINGS 25	SERVINGS 50	SERVINGS 75	SERVINGS 100	INGREDIENT PREP	PREPARATION STEP
1						WASH HANDS before beginning preparation & SANITIZE surfaces & equipment.
2	Broccoli, Florets Frz	5 lb	10 lb	15 lb	20 lb	Thawed Steam broccoli until tender, approximately 8-10 minutes. Add seasoning & margarine and mix well. Toss broccoli in margarine mixture to coat evenly.
	Margarine, Solids	1/4 Cup	1/2 Cup	3/4 Cup	1 Cup	
	Parsley, Dried	1 1/2 tsp	1 Tbsp	1 Tbsp 2 tsp	2 Tbsp	
3						CCP -- Maintain: Product held at >135F/57C Temperature should be taken every 2 hours during holding. *Maintaining at the proper temperature will present no food safety issue; long hot holding times can affect food quality.
4						CCP -- Cool: Product must reach 135F/57C to 70F/21C within 2 hrs and 70F/21C to 40F/4C within 4 hrs.
5						CCP -- Reheat: To internal temperature of 165F/74C held for at least 15 seconds.

Vegetable Marinated Salad f/Fresh (Marinated Vegetable Salad)

COOK METHOD	SERVING SIZE	ALLERGENS
Chill	1/2 Cup	Contains: Carrots, Allergen Sulphites, Garlic, Broccoli, Cauliflower, Mushroom, Celery, Onion, Peppers Bell

NUTRIENTS PER SERVING					
CALORIES	CARBOHYDRATES	PROTEIN	TOTAL FAT	CALCIUM	SODIUM
40 kcal	7 g	2 g	1.5 g	30 mg	95 mg

INGREDIENTS	SERVINGS 25	SERVINGS 50	SERVINGS 75	SERVINGS 100	INGREDIENT PREP	PREPARATION STEP	
1 Carrot, Fresh	0 lb 15 Oz	1 lb 14 Oz	2 lb 13 Oz	3 lb 12 Oz	Diced	WASH HANDS before beginning preparation. SANITIZE surfaces & equipment. Clean and cut all Vegetables. Combine all Vegetables. Steam until crisp tender. May use canned Mushrooms	
	Cauliflower, Fresh	1 lb 9 Oz	3 lb 2 Oz	4 lb 11 Oz	6 lb 4 Oz		Chopped
	Broccoli, Florets Fresh	0 lb 15 Oz	1 lb 14 Oz	2 lb 13 Oz	3 lb 12 Oz		Chopped
	Celery, Fresh	5 Oz	10 Oz	15 Oz	1 lb 4 Oz		Chopped
	Onion, Yellow	5 Oz	10 Oz	15 Oz	1 lb 4 Oz		Chopped
	Mushrooms, Fresh	0 lb 15 Oz	1 lb 14 Oz	2 lb 13 Oz	3 lb 12 Oz		Chopped
2 Dill, Weed Dried	3/4 tsp	1 1/4 tsp	2.0 tsp	2 1/2 tsp		Combine remaining ingredients . Pour over Vegetables and marinate for two hrs.	
	Basil, Dried Leaves	2.0 tsp	1 Tbsp 1 tsp	1 Tbsp 3 tsp	2 Tbsp 2 tsp		
	Oregano, Dry	3/4 tsp	1 1/4 tsp	2.0 tsp	2 1/2 tsp		

Vegetable Marinated Salad f/Fresh (Marinated Vegetable Salad)

	INGREDIENTS	SERVINGS 25	SERVINGS 50	SERVINGS 75	SERVINGS 100	INGREDIENT PREP	PREPARATION STEP
	Dressing, Italian Bulk	2/3 Cup	1 1/4 Cup	2.0 Cup	2 1/2 Cup		
3							Portion 1/2 cup into individual serving dishes.
4							CCP -- Keep chilled at 40F/4c.

Choice of Fruit -Summer (Choice of Fruit)

COOK METHOD	SERVING SIZE	ALLERGENS
Chill	1/2 Cup	ⓘ Contains: Allergen Sulphites, Strawberry, Bananas, Citrus, Apples

NUTRIENTS PER SERVING					
CALORIES	CARBOHYDRATES	PROTEIN	TOTAL FAT	CALCIUM	SODIUM
0 kcal	0 g	0 g	0 g	0 mg	0 mg

INGREDIENTS	SERVINGS 25	SERVINGS 50	SERVINGS 75	SERVINGS 100	PREPARATION STEP
1 Fruit Fresh Spring/Summer	1/2 Cup	1 Cup	1 1/2 Cup	2 Cup	WASH HANDS before beginning preparation & SANITIZE surfaces & equipment.
2					Wash all fresh fruit and prepare accordingly.
3					CCP -- Maintain <40F/4C; discard unused product.
4					May use choice of canned or fresh fruit 1/2c serving.
5					Choice of Fruit may include any whole fruit, fresh fruit cup or canned fruit cup. Canned fruit should be in juice pack or light syrup when able.

Fruit Fresh Spring/Summer (Seasonal Fresh Fruit)

COOK TEMP	COOK METHOD	SERVING SIZE	ALLERGENS
0.0 °F	Chill	1 Cup	ⓘ Contains: Allergen Sulphites, Strawberry, Bananas, Citrus, Apples

NUTRIENTS PER SERVING					
CALORIES	CARBOHYDRATES	PROTEIN	TOTAL FAT	CALCIUM	SODIUM
80 kcal	22 g	2 g	0 g	30 mg	5 mg

INGREDIENTS	SERVINGS 25	SERVINGS 50	SERVINGS 75	SERVINGS 100	PREPARATION STEP	
1	Banana Whole Fresh	5 each	10 each	15 each	20 each	WASH HANDS before beginning preparation. SANITIZE surfaces & equipment. Fruit may vary from foods listed. Ask Manager which Fruit to use. These Fresh fruits include Bananas, Apple Slices, Oranges, Strawberries, & Grapes.
	Orange Fresh Whole	5 whole	10 whole	15 whole	20 whole	
	Grapes Fresh	1 1/4 Qt	2 1/2 Qt	3 3/4 Qt	1 Gal 2 Cup	
	Strawberries f/Fresh	1 1/4 Qt	2 1/2 Qt	3 3/4 Qt	1 Gal 2 Cup	
	Apple Slices f/Fresh	1 1/4 Qt	2 1/2 Qt	3 3/4 Qt	1 Gal 2 Cup	
2					Wash & prepare as appropriate for the Fruit. Place prepared Fruit in serving dish. Chill <40F.	



Banana Whole Fresh (Banana)

SERVING SIZE	ALLERGENS
1 each	ⓘ Contains: Bananas

NUTRIENTS PER SERVING					
CALORIES	CARBOHYDRATES	PROTEIN	TOTAL FAT	CALCIUM	SODIUM
100 kcal	26 g	2 g	0 g	10 mg	5 mg

INGREDIENTS	SERVINGS 25	SERVINGS 50	SERVINGS 75	SERVINGS 100	PREPARATION STEP
1					WASH HANDS before beginning preparation & SANITIZE surfaces & equipment.
2					Portion according to serving size.
3					Discard unused product.

Banana Whole Fresh (Banana)

Orange Fresh Whole (Fresh Whole Orange)

SERVING SIZE	ALLERGENS
1 whole	ⓘ Contains: Citrus

NUTRIENTS PER SERVING					
CALORIES	CARBOHYDRATES	PROTEIN	TOTAL FAT	CALCIUM	SODIUM
70 kcal	17 g	2 g	0 g	75 mg	0 mg

INGREDIENTS	SERVINGS 25	SERVINGS 50	SERVINGS 75	SERVINGS 100	PREPARATION STEP
1					WASH HANDS before beginning preparation & SANITIZE surfaces & equipment.
2					Portion according to serving size.
3					Discard unused product.

Grapes Fresh (Fresh Grapes)

SERVING SIZE	ALLERGENS
1/2 Cup	ⓘ Contains: Allergen Sulphites

NUTRIENTS PER SERVING					
CALORIES	CARBOHYDRATES	PROTEIN	TOTAL FAT	CALCIUM	SODIUM
80 kcal	21 g	1 g	0 g	20 mg	5 mg

INGREDIENTS	SERVINGS 25	SERVINGS 50	SERVINGS 75	SERVINGS 100	PREPARATION STEP
1					WASH HANDS before beginning preparation & SANITIZE surfaces & equipment.
2 Grapes, Green Seedless	6 lb 4 Oz	12 lb 8 Oz	18 lb 12 Oz	25 lb	Remove stems, portion into 4 oz servings
3					CCP -- Maintain <40F/4C; discard unused product.

Strawberries f/Fresh (Fresh Strawberries)

COOK METHOD	SERVING SIZE	ALLERGENS
Chill	1/2 Cup	ⓘ Contains: Strawberry

NUTRIENTS PER SERVING					
CALORIES	CARBOHYDRATES	PROTEIN	TOTAL FAT	CALCIUM	SODIUM
35 kcal	9 g	1 g	0 g	20 mg	5 mg

INGREDIENTS	SERVINGS 25	SERVINGS 50	SERVINGS 75	SERVINGS 100	PREPARATION STEP
1 Strawberries, Fresh	6 lb 4 Oz	12 lb 8 Oz	18 lb 12 Oz	25 lb	WASH HANDS before beginning preparation & SANITIZE surfaces & equipment.
2					WASH ALL PRODUCE under cool, running water. Drain well.
3					Remove stems and cut into quarters.
4					CCP -- Maintain <40F/4C; discard unused product.

Apple Slices f/Fresh (Chilled Apple Slices)

COOK METHOD	SERVING SIZE	ALLERGENS
Chill	1/2 Cup	ⓘ Contains: Apples

NUTRIENTS PER SERVING					
CALORIES	CARBOHYDRATES	PROTEIN	TOTAL FAT	CALCIUM	SODIUM
40 kcal	11 g	0 g	0 g	0 mg	5 mg

INGREDIENTS	SERVINGS 25	SERVINGS 50	SERVINGS 75	SERVINGS 100	INGREDIENT PREP	PREPARATION STEP
1 Apple, Red Delicious	12.5 each	25 each	37.5 each	50 each	Sliced	WASH HANDS before beginning preparation & SANITIZE surfaces & equipment.
2						WASH ALL PRODUCE under cool, running water. Drain well.
3						Core and cut into 1/2 " slices and serve.
4						CCP -- Maintain <40F/4C; discard unused product.

Margarine Spread Cup PC (Soft Margarine Cup)

SERVING SIZE	ALLERGENS
1 each	ⓘ Contains: AllergenMilk

NUTRIENTS PER SERVING					
CALORIES	CARBOHYDRATES	PROTEIN	TOTAL FAT	CALCIUM	SODIUM
25 kcal	0 g	0 g	3 g	0 mg	35 mg

INGREDIENTS	SERVINGS 25	SERVINGS 50	SERVINGS 75	SERVINGS 100	PREPARATION STEP
1					WASH HANDS before beginning preparation & SANITIZE surfaces & equipment.
2					Portion according to serving size.
3					Discard unused product.

Milk 1% 8 flz PC (1% Milk)

SERVING SIZE	ALLERGENS
8 fl. oz	ⓘ Contains: AllergenMilk

NUTRIENTS PER SERVING					
CALORIES	CARBOHYDRATES	PROTEIN	TOTAL FAT	CALCIUM	SODIUM
100 kcal	13 g	9 g	2.5 g	350 mg	110 mg

INGREDIENTS	SERVINGS 25	SERVINGS 50	SERVINGS 75	SERVINGS 100	PREPARATION STEP
1					WASH HANDS before beginning preparation & SANITIZE surfaces & equipment.
2					Portion according to serving size.
3					CCP -- Maintain <40F/4C.
4					Discard unused product.



NUTRIENT ANALYSIS

Nutrient analysis software has been used to ensure the menus and recipes provided meet the requirements of the Older Americans Act (OAA) Nutrition Program and adhere to the 2020-2025 Dietary Guidelines for Americans.

Nutrient analysis is provided for both the monthly and daily timeframes.

Nutrient Analysis
North Dakota Department
on Aging
Cycle Menu
Spring/Summer 5 Day
Lunch
2023

	Goal is 1/3 of DRI	
Macronutrients	Minimum Requirements	Menu Provides
Calories (kcal)	660 kcal	800 kcal
Protein (g)	30 (g)	42 (g)
Carbohydrate	NA	103 (g)
Fat	30-35% of calories, less is acceptable	32%
Fiber (g)	9 (g)	11 (g)
Vitamins and Minerals	Minimum Requirements +/- 10%	Menu Provides
Vitamin A	300 mcg	728.6 mcg
Vitamin B-6	.6 mg	1.18 mg
Vitamin B12	.8 mcg	2.6 mcg
Vitamin C	30 mcg	61.71 mcg
Vitamin D	3 mcg	6 mcg
Calcium	330 mg	600 mg
Potassium	1567 mg	1750 mg
Sodium	<1100mg avg over one month	1020 mg

Goals are based on meeting 1/3 of the DRI for one meal per day on this menu.

The 2020-2025 Dietary Guidelines for Americans recommends limiting high sodium foods and beverages. Sodium below the specified goal is acceptable and desirable for heart health.

This menu does not exceed tolerable upper limits for any vitamins and minerals as defined by the Food and Nutrition Board, Institute of Medicine, National Academies.

Daily Nutrient Analysis: Monday, Week 1, Cycle Menu S/S 5 day Lunch 2023

Diet: Regular | Texture: Regular | Choice: 1

	CAL (KCAL)	CHO (G)	FIBER (G)	SOL FIBR (G)	INSOL FIBR (G)	SUGAR (G)	ADDED SUGAR (G)	PRO (G)	FAT (G)	Ca (MG)	Fe (MG)	K (MG)	Na (MG)	P (MG)	VIT A (RE)	VIT C (MG)	VIT D (MCG)	VIT K (MCG)	FOL (MCG)	CHOL (MG)	FATRN (G)	SAT FAT (G)
DAILY TOTAL	840	101	9	0	0	42	0	46	32	540	7	1440	1025	654	561	24	4	56	202	105	1	11
Lunch																						
8fl. oz Milk 1% 8 flz PC	100	13	0	0	0	13	0	9	2.5	350	0.1	400	110	233.64	142.65	0	3	0.25	12.3	15	0	1.5
1/2cup Vegetable Mix Italian Blend f/Frz	80	12	4	0	0	3	0	3	2	30	1	175	50	46.55	212.64	2.91	0.4	24.27	17.49	0	0.13	0
3oz Chicken Parmesan f/Breast Bnls Sknls	160	4	0	0	0	0	0	21	7	30	0.75	300	140	201.56	49.77	0.01	0.6	4.45	12.52	65	0.29	1.5
1 2x3 ~ Sq Gelatin Seafoam Salad w/Pineapple	160	21	0	0	0	19	0	3	8	30	0.1	75	150	46.16	57.44	2.02	0	0.81	3.23	20	0.22	5
1 Each Margarine Spread Cup PC	25	0	0	0	0	0	0	0	3	0	0	0	35	0.8	40.95	0.01	0	5.05	0.05	5	0.18	0.5
2fl. oz Sauce Marinara	35	8	2	0	0	3	0	2	0.5	50	2	250	210	23.9	20.12	12.6	0	5.94	12.03	0	0	0
1/2cup Pasta Angel Hair in Marinara Sc	160	28	2	0	0	3	0	5	3	40	2	200	140	72.1	33.12	6.3	0.4	5.58	81.3	0	0.16	0.5
1 Slice Toast Garlic Whole Grain 1in	120	15	1	0	0	1	0	3	6	10	1.25	40	190	29.58	4.42	0.07	0	10.03	63.24	0	0.08	2
Lunch TOTAL	840	101	9	0	0	42	0	46	32.0	540	7.2	1440	1025	654.29	561.11	23.92	4.4	56.38	202.16	105	1.06	11.0

Daily Nutrient Analysis: Tuesday, Week 1, Cycle Menu S/S 5 day Lunch 2023

Diet: Regular | Texture: Regular | Choice: 1

	CAL (KCAL)	CHO (G)	FIBER (G)	SOL FIBR (G)	INSOL FIBR (G)	SUGAR (G)	ADDED SUGAR (G)	PRO (G)	FAT (G)	Ca (MG)	Fe (MG)	K (MG)	Na (MG)	P (MG)	VIT A (RE)	VIT C (MG)	VIT D (MCG)	VIT K (MCG)	FOL (MCG)	CHOL (MG)	FATR (G)	SAT FAT (G)
DAILY TOTAL	755	97	10	0	0	42	0	52	23	525	7	1650	1015	740	704	42	4	91	103	110	1	5
Lunch																						
8fl. oz Milk 1% 8 flz PC	100	13	0	0	0	13	0	9	2.5	350	0.1	400	110	233.64	142.65	0	3	0.25	12.3	15	0	1.5
1/2cup Vegetable Mix Oriental Blend	80	12	4	0	0	3	0	3	2	30	0.75	175	50	46.44	212.58	2.91	0.4	23.38	17.26	0	0.13	0
1/2cup Pineapple Blushing Chunks f/Cnd	80	22	1	0	0	19	0	1	0	20	0.4	150	15	10.46	2.42	11.49	0	0.36	6.12	0	0	0
1 Each Margarine Spread Cup PC	25	0	0	0	0	0	0	0	3	0	0	0	35	0.8	40.95	0.01	0	5.05	0.05	5	0.18	0.5
1/2cup Rice Brown	110	21	1	0	0	0	0	3	2.5	20	0.5	75	115	71.96	18.44	0	0.4	2.07	5.47	0	0.13	0
1 1/2cup Beef Stir Fry f/Cubes & Frz Veg	270	15	3	0	0	4	0	33	10	75	4	750	480	346.32	266.61	24.56	0.2	43	31.32	90	0.33	3
1 Each Egg Roll Vegetable 1.5z	90	14	1	0	0	3	0	3	3	30	1	100	210	30.62	20.84	2.85	0	16.76	30.2	0	0.02	0
Lunch TOTAL	755	97	10	0	0	42	0	52	23.0	525	6.75	1650	1015	740.24	704.49	41.82	4.0	90.87	102.72	110	0.79	5.0

Daily Nutrient Analysis: Wednesday, Week 1, Cycle Menu S/S 5 day Lunch 2023

Diet: Regular | Texture: Regular | Choice: 1

	CAL (KCAL)	CHO (G)	FIBER (G)	SOL FIBR (G)	INSOL FIBR (G)	SUGAR (G)	ADDED SUGAR (G)	PRO (G)	FAT (G)	Ca (MG)	Fe (MG)	K (MG)	Na (MG)	P (MG)	VIT A (RE)	VIT C (MG)	VIT D (MCG)	VIT K (MCG)	FOL (MCG)	CHOL (MG)	FATR (G)	SAT FAT (G)
DAILY TOTAL	655	103	11	0	0	53	0	33	19	500	4	1865	1035	498	1281	42	3	69	97	85	0	5
Lunch																						
8fl. oz Milk 1% 8 flz PC	100	13	0	0	0	13	0	9	2.5	350	0.1	400	110	233.64	142.65	0	3	0.25	12.3	15	0	1.5
1 2x3 Cornbread f/Mix	120	20	2	0	0	6	0	3	4	20	1	40	240	146.86	12.68	0.03	0.2	1.43	30.08	20	0	1
1 Whole Potato Sweet Bkd f/Fresh	130	31	5	0	0	6	0	3	0	50	1	550	85	71.06	1071.95	3.63	0	2.72	16.63	0	0	0
1 Each Margarine Spread Cup PC	25	0	0	0	0	0	0	0	3	0	0	0	35	0.8	40.95	0.01	0	5.05	0.05	5	0.18	0.5
1/2cup Pear Slices JcPk Cnd	60	17	2	0	0	12	0	0	0	20	0.4	125	10	15.24	0	2.03	0	0.38	1.27	0	0	0
1/2cup Coleslaw Pineapple	120	20	2	0	0	16	0	2	6	50	0.75	250	45	30.19	12.42	34.9	0	59.12	36.63	5	0.05	1
3oz Pork Pulled BBQ Hickory Smoked Ckd Frz	100	2	0	0	0	0	0	16	3.5	10	0.75	500	510	0	0	1.45	0	0	0	40	0	1
Lunch TOTAL	655	103	11	0	0	53	0	33	19.0	500	4.0	1865	1035	497.79	1280.65	42.05	3.2	68.95	96.96	85	0.23	5.0

Daily Nutrient Analysis: Thursday, Week 1, Cycle Menu S/S 5 day Lunch 2023

Diet: Regular | Texture: Regular | Choice: 1

	CAL (KCAL)	CHO (G)	FIBER (G)	SOL FIBR (G)	INSOL FIBR (G)	SUGAR (G)	ADDED SUGAR (G)	PRO (G)	FAT (G)	Ca (MG)	Fe (MG)	K (MG)	Na (MG)	P (MG)	VIT A (RE)	VIT C (MG)	VIT D (MCG)	VIT K (MCG)	FOL (MCG)	CHOL (MG)	FATR (G)	SAT FAT (G)
DAILY TOTAL	1005	129	11	0	0	36	0	38	43	495	4	1710	1100	434	1008	30	4	38	112	75	1	12
Lunch																						
8fl. oz Milk 1% 8 flz PC	100	13	0	0	0	13	0	9	2.5	350	0.1	400	110	233.64	142.65	0	3	0.25	12.3	15	0	1.5
1/2cup Carrot Parsley f/Frz	50	8	3	0	0	4	0	1	2.5	40	0.75	200	75	30.47	786.42	2.73	0.4	21.37	10.92	0	0.13	0
2fl. oz Gravy Brown Hmd	40	3	0	0	0	0	0	1	3.5	0	0.2	10	65	3.1	34.06	0	0.6	3.86	4.89	0	0.24	0.5
1 Each Margarine Spread Cup PC	25	0	0	0	0	0	0	0	3	0	0	0	35	0.8	40.95	0.01	0	5.05	0.05	5	0.18	0.5
1/2cup Potato Wedges Rosemary f/Fresh	170	30	2	0	0	2	0	3	4.5	20	0.75	550	150	68.43	0.45	17.58	0	3.73	13.08	0	0.02	0
1 Each Banana Whole Fresh	100	26	3	0	0	14	0	2	0	10	0.3	450	5	24.86	3.39	9.83	0	0.56	22.6	0	0	0
2 slices Bread Whole Wheat	160	27	2	0	0	3	0	7	2.5	75	2.25	100	270	73.14	0	0.11	0	2.78	48.2	0	0.02	0
1 Each Beef Steak Brd Country Fried RS RTC	360	22	1	0	0	0	0	15	24	0	0	0	390	0	0	0.1	0	0	0	55	0	9
Lunch TOTAL	1005	129	11	0	0	36	0	38	42.5	495	4.35	1710	1100	434.44	1007.92	30.36	4.0	37.6	112.04	75	0.59	11.5

Daily Nutrient Analysis: Friday, Week 1, Cycle Menu S/S 5 day Lunch 2023

Diet: Regular | Texture: Regular | Choice: 1



Health & Human Services



	CAL (KCAL)	CHO (G)	FIBER (G)	SOL FIBR (G)	INSOL FIBR (G)	SUGAR (G)	ADDED SUGAR (G)	PRO (G)	FAT (G)	Ca (MG)	Fe (MG)	K (MG)	Na (MG)	P (MG)	VIT A (RE)	VIT C (MG)	VIT D (MCG)	VIT K (MCG)	FOL (MCG)	CHOL (MG)	FATRN (G)	SAT FAT (G)
DAILY TOTAL	720	94	9	0	0	35	0	41	27	575	8	1740	985	751	664	34	6	188	340	135	1	5
Lunch																						
1 Each Peaches Fresh	60	15	2	0	0	13	0	2	0	10	0.4	300	0	30	24	9.9	0	3.9	6	0	0	0
8fl. oz Milk 1% 8 flz PC	100	13	0	0	0	13	0	9	2.5	350	0.1	400	110	233.64	142.65	0	3	0.25	12.3	15	0	1.5
1 Each Margarine Spread Cup PC	25	0	0	0	0	0	0	0	3	0	0	0	35	0.8	40.95	0.01	0	5.05	0.05	5	0.18	0.5
4oz Shrimp Scampi Hmd	180	5	0	0	0	0	0	14	13	75	0.5	175	580	238.33	129.83	6.49	1.5	37.7	22.01	115	0.56	2
1/2cup Asparagus Grilled f/Fresh	50	7	3	0	0	3	0	4	2	40	3.5	350	70	85.14	80.51	9.38	0.4	70.07	85.07	0	0.13	0
1/2cup Pasta Fettuccine Spinach	200	34	1	0	0	1	0	6	4.5	20	1.5	125	40	85.95	36.89	0	0.6	4.18	107.55	0	0.26	1
1 slices Bread Whole Wheat	80	14	1	0	0	2	0	4	1.5	40	1.25	40	135	36.57	0	0.06	0	1.39	24.1	0	0.01	0
1cup House Salad	25	6	2	0	0	3	0	2	0	40	1	350	15	40.21	209.59	8.37	0	65.87	82.79	0	0	0
Lunch TOTAL	720	94	9	0	0	35	0	41	26.5	575	8.25	1740	985	750.64	664.42	34.21	5.5	188.41	339.87	135	1.14	5.0

Daily Nutrient Analysis: Monday, Week 2, Cycle Menu S/S 5 day Lunch 2023

Diet: Regular | Texture: Regular | Choice: 1

	CAL (KCAL)	CHO (G)	FIBER (G)	SOL FIBR (G)	INSOL FIBR (G)	SUGAR (G)	ADDED SUGAR (G)	PRO (G)	FAT (G)	Ca (MG)	Fe (MG)	K (MG)	Na (MG)	P (MG)	VIT A (RE)	VIT C (MG)	VIT D (MCG)	VIT K (MCG)	FOL (MCG)	CHOL (MG)	FATR N (G)	SAT FAT (G)
DAILY TOTAL	695	88	10	0	0	30	0	43	23	505	6	1775	945	674	390	80	5	154	218	85	1	5
Lunch																						
8fl. oz Milk 1% 8 flz PC	100	13	0	0	0	13	0	9	2.5	350	0.1	400	110	233.64	142.65	0	3	0.25	12.3	15	0	1.5
1/2cup Vegetable Mix Broccoli Normandy f/Frz	50	7	3	0	0	1	0	3	2	40	0.75	300	55	61.18	90.56	58.88	0.4	130.05	98.04	0	0.13	0
1 Each Margarine Spread Cup PC	25	0	0	0	0	0	0	0	3	0	0	0	35	0.8	40.95	0.01	0	5.05	0.05	5	0.18	0.5
1/2cup Peaches Sliced Chilled JcPk Cnd	50	14	2	0	0	12	0	1	0	10	0.4	175	5	20.4	22.8	4.32	0	2.04	3.6	0	0	0
3oz Chicken Marsala Breast	210	8	1	0	0	1	0	21	10	20	1.25	450	210	221.62	92.58	1.88	1.5	12.46	25.42	65	0.53	2
2 slices Bread Whole Wheat	160	27	2	0	0	3	0	7	2.5	75	2.25	100	270	73.14	0	0.11	0	2.78	48.2	0	0.02	0
1/2cup Potato Medley Roasted RTC	100	19	2	0	0	0	0	2	2.5	10	0.75	350	260	62.74	0	14.8	0	1.45	30.57	0	0	0.5
Lunch TOTAL	695	88	10	0	0	30	0	43	22.5	505	5.5	1775	945	673.52	389.54	80.0	4.9	154.08	218.18	85	0.86	4.5

Daily Nutrient Analysis: Tuesday, Week 2, Cycle Menu S/S 5 day Lunch 2023

Diet: Regular | Texture: Regular | Choice: 1

	CAL (KCAL)	CHO (G)	FIBER (G)	SOL FIBR (G)	INSOL FIBR (G)	SUGAR (G)	ADDED SUGAR (G)	PRO (G)	FAT (G)	Ca (MG)	Fe (MG)	K (MG)	Na (MG)	P (MG)	VIT A (RE)	VIT C (MG)	VIT D (MCG)	VIT K (MCG)	FOL (MCG)	CHOL (MG)	FATR (G)	SAT FAT (G)
DAILY TOTAL	835	109	13	0	0	42	0	37	33	535	5	1810	985	685	709	205	6	45	202	260	1	11
Lunch																						
8fl. oz Milk 1% 8 flz PC	100	13	0	0	0	13	0	9	2.5	350	0.1	400	110	233.64	142.65	0	3	0.25	12.3	15	0	1.5
1oz Cream Cheese PC	100	2	0	0	0	1	0	2	10	30	0	40	90	30.33	87.32	0	0	0.6	2.55	30	0.33	6
1/2cup Potato O'Brien Diced f/Fresh	110	21	2	0	0	2	0	2	2.5	10	0.5	400	25	48.92	30.93	20.43	0.4	3.75	9.98	0	0.17	0
1/2cup Strawberries f/Fresh	35	9	2	0	0	6	0	1	0	20	0.5	175	5	27.22	1.13	66.68	0	2.49	27.22	0	0	0
1/2cup Vegetable Mix Prince Edward Blend	80	12	4	0	0	3	0	3	2	30	0.75	175	50	46.38	212.58	2.91	0.4	23.38	17.26	0	0.13	0
1 Each Jelly Assorted 0.5z PC	40	10	0	0	0	7	0	0	0	0	0.1	20	5	2.69	0	1.25	0	0	1.56	0	0	0
1 Each Bagel Whole Grain	140	28	2	0	0	3	0	6	1	20	1.75	100	250	80.51	0	0	0	0.85	43.09	0	0	0
1/2cup Denver Scramble	230	14	3	0	0	7	0	14	15	75	1.75	500	450	215.06	234.8	113.46	2.5	13.56	88.22	215	0.38	3.5
Lunch TOTAL	835	109	13	0	0	42	0	37	33.0	535	5.45	1810	985	684.75	709.41	204.73	6.3	44.88	202.18	260	1.01	11.0

Daily Nutrient Analysis: Wednesday, Week 2, Cycle Menu S/S 5 day Lunch 2023

Diet: Regular | Texture: Regular | Choice: 1



Health & Human Services



	CAL (KCAL)	CHO (G)	FIBER (G)	SOL FIBR (G)	INSOL FIBR (G)	SUGAR (G)	ADDED SUGAR (G)	PRO (G)	FAT (G)	Ca (MG)	Fe (MG)	K (MG)	Na (MG)	P (MG)	VIT A (RE)	VIT C (MG)	VIT D (MCG)	VIT K (MCG)	FOL (MCG)	CHOL (MG)	FATRN (G)	SAT FAT (G)
DAILY TOTAL	745	108	11	0	0	54	0	41	22	585	7	1525	1070	671	604	41	4	162	203	155	0	6
Lunch																						
8fl. oz Milk 1% 8 flz PC	100	13	0	0	0	13	0	9	2.5	350	0.1	400	110	233.64	142.65	0	3	0.25	12.3	15	0	1.5
1/2cup Crisp Apple Betty Hmd	160	34	1	0	0	24	0	2	2.5	30	1	75	120	22.52	21.29	0.91	0.4	3.33	16.45	0	0.15	0.5
1 Each Margarine Spread Cup PC	25	0	0	0	0	0	0	0	3	0	0	0	35	0.8	40.95	0.01	0	5.05	0.05	5	0.18	0.5
6fl. oz Soup Beef Lentil Hmd	80	9	2	0	0	2	0	8	1.5	30	1.25	225	135	78.88	77.94	1.9	0	4.69	52.72	15	0	0.5
1 4x4 Roll Ciabatta Whole Wheat	200	39	6	0	0	6	0	7	3.5	100	2	225	400	169.3	0	0	0	1.51	22.67	0	0	0.5
1 Each Steak Cobb Salad	180	13	2	0	0	9	0	15	9	75	2.5	600	270	165.98	320.95	38.67	0.6	147.29	98.52	120	0.09	2.5
Lunch TOTAL	745	108	11	0	0	54	0	41	22.0	585	6.85	1525	1070	671.12	603.78	41.49	4.0	162.12	202.71	155	0.42	6.0

Daily Nutrient Analysis: Thursday, Week 2, Cycle Menu S/S 5 day Lunch 2023

Diet: Regular | Texture: Regular | Choice: 1

	CAL (KCAL)	CHO (G)	FIBER (G)	SOL FIBR (G)	INSOL FIBR (G)	SUGAR (G)	ADDED SUGAR (G)	PRO (G)	FAT (G)	Ca (MG)	Fe (MG)	K (MG)	Na (MG)	P (MG)	VIT A (RE)	VIT C (MG)	VIT D (MCG)	VIT K (MCG)	FOL (MCG)	CHOL (MG)	FATRN (G)	SAT FAT (G)
DAILY TOTAL	775	106	9	0	0	41	0	41	25	545	5	1750	960	632	1114	39	5	44	111	120	1	6
Lunch																						
8fl. oz Milk 1% 8 flz PC	100	13	0	0	0	13	0	9	2.5	350	0.1	400	110	233.64	142.65	0	3	0.25	12.3	15	0	1.5
1/2cup Carrot Glazed Baby f/Fresh	90	14	3	0	0	10	0	1	4.5	40	0.75	225	85	32.13	805.13	10.33	0.6	16.63	14.46	0	0.26	1
3oz Chicken Fried Oven f/Thigh	130	4	0	0	0	0	0	18	4.5	20	1	225	240	172.86	16.28	0.05	0.2	3.01	10.3	95	0.05	1
1 Each Margarine Spread Cup PC	25	0	0	0	0	0	0	0	3	0	0	0	35	0.8	40.95	0.01	0	5.05	0.05	5	0.18	0.5
1/2cup Plums f/Fresh	50	13	2	0	0	11	0	1	0	10	0.2	200	0	18.14	19.28	10.77	0	7.26	5.67	0	0	0
2 slices Bread Whole Wheat	160	27	2	0	0	3	0	7	2.5	75	2.25	100	270	73.14	0	0.11	0	2.78	48.2	0	0.02	0
1/2cup Potato Mashed f/Fresh w/Gravy Poultry Hmd	220	35	2	0	0	4	0	5	8	50	0.75	600	220	101.56	89.98	18.08	1.5	9.25	20.02	5	0.55	1.5
Lunch TOTAL	775	106	9	0	0	41	0	41	25.0	545	5.05	1750	960	632.27	1114.27	39.35	5.3	44.23	111.0	120	1.06	5.5

Daily Nutrient Analysis: Friday, Week 2, Cycle Menu S/S 5 day Lunch 2023

Diet: Regular | Texture: Regular | Choice: 1

	CAL (KCAL)	CHO (G)	FIBER (G)	SOL FIBR (G)	INSOL FIBR (G)	SUGAR (G)	ADDED SUGAR (G)	PRO (G)	FAT (G)	Ca (MG)	Fe (MG)	K (MG)	Na (MG)	P (MG)	VIT A (RE)	VIT C (MG)	VIT D (MCG)	VIT K (MCG)	FOL (MCG)	CHOL (MG)	FATR N (G)	SAT FAT (G)
DAILY TOTAL	970	116	14	0	0	49	0	41	44	720	7	2155	1165	845	859	49	6	190	352	80	1	10
Lunch																						
8fl. oz Milk 1% 8 flz PC	100	13	0	0	0	13	0	9	2.5	350	0.1	400	110	233.64	142.65	0	3	0.25	12.3	15	0	1.5
1cup Pasta Fettucine Primavera Seafood	330	44	3	0	0	7	0	18	9	175	3	400	430	331.77	178.9	9.23	2	33.39	113.38	35	0.49	2.5
1 Each Dressing Ranch PC	70	4	0	0	0	1	0	1	6	20	0.1	30	210	16.16	0	0.17	0	0	0.21	10	0.08	1
1 Each Margarine Spread Cup PC	25	0	0	0	0	0	0	0	3	0	0	0	35	0.8	40.95	0.01	0	5.05	0.05	5	0.18	0.5
1/2cup Apple Salad Pecan f/Fresh	270	24	4	0	0	17	0	3	20	40	1	300	210	71.79	47.35	4.57	0.2	13.5	14.47	15	0.12	4
8oz Salad Garden	50	12	4	0	0	6	0	4	0.5	75	1.75	650	30	80.42	419.18	16.74	0	131.74	165.58	0	0	0
1/2cup Zucchini & Squash Yellow Sauteed f/Fresh	45	6	1	0	0	3	0	2	2	30	0.5	300	25	43.39	29.78	18.27	0.4	6.15	27.08	0	0.13	0
1 Each Bread Texas Whole Grain Garlic	80	13	2	0	0	2	0	4	1	30	0.75	75	115	66.69	0	0.03	0	0.4	18.9	0	0	0
Lunch TOTAL	970	116	14	0	0	49	0	41	44.0	720	7.2	2155	1165	844.66	858.81	49.02	5.6	190.48	351.97	80	1.0	9.5

Daily Nutrient Analysis: Monday, Week 3, Cycle Menu S/S 5 day Lunch 2023

Diet: Regular | Texture: Regular | Choice: 1

	CAL (KCAL)	CHO (G)	FIBER (G)	SOL FIBR (G)	INSOL FIBR (G)	SUGAR (G)	ADDED SUGAR (G)	PRO (G)	FAT (G)	Ca (MG)	Fe (MG)	K (MG)	Na (MG)	P (MG)	VIT A (RE)	VIT C (MG)	VIT D (MCG)	VIT K (MCG)	FOL (MCG)	CHOL (MG)	FATRN (G)	SAT FAT (G)
DAILY TOTAL	815	127	10	0	0	26	0	44	20	575	8	1975	1000	667	551	50	5	36	134	80	1	5
Lunch																						
8fl. oz Milk 1% 8 flz PC	100	13	0	0	0	13	0	9	2.5	350	0.1	400	110	233.64	142.65	0	3	0.25	12.3	15	0	1.5
1/2cup Vegetable Mix Country Trio f/Indv Frz	60	11	3	0	0	3	0	2	2.5	30	0.75	200	35	42.04	279.75	3.01	0.4	18.33	20.93	0	0.13	0
1 Each Margarine Spread Cup PC	25	0	0	0	0	0	0	0	3	0	0	0	35	0.8	40.95	0.01	0	5.05	0.05	5	0.18	0.5
1/2cup Fruit Tropical f/Cnd	110	29	2	0	0	0	0	1	0	20	0.75	175	5	8.99	7.71	22.48	0	0	11.56	0	0	0
3oz Beef Steak Swiss f/Cubed	190	15	1	0	0	3	0	21	6	50	4	500	450	210.34	36.57	6.64	0.4	6.42	26.33	55	0.33	1.5
2 slices Bread Whole Wheat	160	27	2	0	0	3	0	7	2.5	75	2.25	100	270	73.14	0	0.11	0	2.78	48.2	0	0.02	0
1/2cup Potato Mashed Garlic f/Fresh	170	32	2	0	0	4	0	4	3.5	50	0.5	600	95	97.93	43.77	18.17	0.8	3.58	14.16	5	0.22	1
Lunch TOTAL	815	127	10	0	0	26	0	44	20.0	575	8.35	1975	1000	666.88	551.4	50.42	4.6	36.41	133.53	80	0.88	4.5

Daily Nutrient Analysis: Tuesday, Week 3, Cycle Menu S/S 5 day Lunch 2023

Diet: Regular | Texture: Regular | Choice: 1

	CAL (KCAL)	CHO (G)	FIBER (G)	SOL FIBR (G)	INSOL FIBR (G)	SUGAR (G)	ADDED SUGAR (G)	PRO (G)	FAT (G)	Ca (MG)	Fe (MG)	K (MG)	Na (MG)	P (MG)	VIT A (RE)	VIT C (MG)	VIT D (MCG)	VIT K (MCG)	FOL (MCG)	CHOL (MG)	FATR (G)	SAT FAT (G)
DAILY TOTAL	850	94	14	0	0	35	0	48	35	605	4	1550	910	761	711	46	4	80	103	95	1	7
Lunch																						
8fl. oz Milk 1% 8 flz PC	100	13	0	0	0	13	0	9	2.5	350	0.1	400	110	233.64	142.65	0	3	0.25	12.3	15	0	1.5
1 Each Margarine Spread Cup PC	25	0	0	0	0	0	0	0	3	0	0	0	35	0.8	40.95	0.01	0	5.05	0.05	5	0.18	0.5
1/2cup Rice Brown	110	21	1	0	0	0	0	3	2.5	20	0.5	75	115	71.96	18.44	0	0.4	2.07	5.47	0	0.13	0
1cup Melon Watermelon Cubes f/Fresh	45	12	1	0	0	9	0	1	0	20	0.4	175	5	16.63	42.33	12.25	0	0.15	4.54	0	0	0
1cup Vegetable Mix Prince Edward Blend	150	24	8	0	0	6	0	6	4	50	1.5	350	95	92.76	425.16	5.82	0.6	46.76	34.52	0	0.26	0.5
1 Each Breadstick Whole Grain 6in	100	16	3	0	0	2	0	5	1.5	40	1	100	140	82.08	0	0.04	0	0.5	27	0	0	0
5oz Chicken Monterey	320	8	1	0	0	5	0	24	21	125	0.75	450	410	263.49	41.94	27.99	0.2	24.84	19.4	75	0.06	4.5
Lunch TOTAL	850	94	14	0	0	35	0	48	34.5	605	4.25	1550	910	761.36	711.47	46.11	4.2	79.62	103.28	95	0.63	7.0

PROVIDERS CHOICE MEAL

Daily Nutrient Analysis: Wednesday, Week 3, Cycle Menu S/S 5 day Lunch 2023

Diet: Regular | Texture: Regular | Choice: 1

	CAL (KCAL)	CHO (G)	FIBER (G)	SOL FIBR (G)	INSOL FIBR (G)	SUGAR (G)	ADDED SUGAR (G)	PRO (G)	FAT (G)	Ca (MG)	Fe (MG)	K (MG)	Na (MG)	P (MG)	VIT A (RE)	VIT C (MG)	VIT D (MCG)	VIT K (MCG)	FOL (MCG)	CHOL (MG)	FATRN (G)	SAT FAT (G)
DAILY TOTAL	930	98	13	0	0	38	0	36	48	625	4	1910	1575	663	1243	58	5	16	138	105	0	14
Lunch																						
8fl. oz Milk 1% 8 flz PC	100	13	0	0	0	13	0	9	2.5	350	0.1	400	110	233.64	142.65	0	3	0.25	12.3	15	0	1.5
1 Each Mustard PC	0	0	0	0	0	0	0	0	0	0	0.1	10	65	5.94	0.28	0.02	0	0.08	0.38	0	0	0
1/2cup Coleslaw f/Shredded Mix	130	9	3	0	0	2	0	2	11	75	0.75	300	150	35.34	10.16	47.65	0	3.41	64.94	5	0.01	1.5
1 Whole Potato Sweet Bkd f/Fresh	130	31	5	0	0	6	0	3	0	50	1	550	85	71.06	1071.95	3.63	0	2.72	16.63	0	0	0
1 Each Apple Whole Fresh	70	20	3	0	0	14	0	0	0	10	0.2	150	5	15.18	4.14	6.35	0	3.04	4.14	0	0	0
1 Each Bratwurst Grilled	380	4	0	0	0	0	0	16	33	40	0.75	400	960	235.87	2.27	0	1.5	3.86	3.4	85	0	11
1 Each Bun Hot Dog Whole Wheat	120	21	2	0	0	3	0	6	1.5	100	1.5	100	200	66.22	11.61	0.56	0	2.92	36.12	0	0.01	0
Lunch TOTAL	930	98	13	0	0	38	0	36	48.0	625	4.4	1910	1575	663.25	1243.06	58.21	4.5	16.28	137.91	105	0.02	14.0

*Meals labeled as "Provider Choice" are intended to be served on a one time per month basis.

*Only one labeled meal may be used per month as they vary from the standard nutritional requirements.

*Meals >=1400mg Sodium are considered "Provider Choice"

Daily Nutrient Analysis: Thursday, Week 3, Cycle Menu S/S 5 day Lunch 2023

Diet: Regular | Texture: Regular | Choice: 1

	CAL (KCAL)	CHO (G)	FIBER (G)	SOL FIBR (G)	INSOL FIBR (G)	SUGAR (G)	ADDED SUGAR (G)	PRO (G)	FAT (G)	Ca (MG)	Fe (MG)	K (MG)	Na (MG)	P (MG)	VIT A (RE)	VIT C (MG)	VIT D (MCG)	VIT K (MCG)	FOL (MCG)	CHOL (MG)	FATR (G)	SAT FAT (G)
DAILY TOTAL	685	87	9	0	0	34	0	44	22	535	6	1750	1075	625	995	19	3	35	99	85	0	6
Lunch																						
1 Each Peaches Fresh	60	15	2	0	0	13	0	2	0	10	0.4	300	0	30	24	9.9	0	3.9	6	0	0	0
8fl. oz Milk 1% 8 flz PC	100	13	0	0	0	13	0	9	2.5	350	0.1	400	110	233.64	142.65	0	3	0.25	12.3	15	0	1.5
1/2cup Carrot Baby Seasoned w/Dill f/Fresh	50	8	3	0	0	4	0	1	2.5	40	0.5	200	70	28.46	786.04	2.11	0.4	14.4	10	0	0.13	0
1 Each Margarine Spread Cup PC	25	0	0	0	0	0	0	0	3	0	0	0	35	0.8	40.95	0.01	0	5.05	0.05	5	0.18	0.5
3oz Beef Roast & Gravy f/Top Round	170	4	0	0	0	0	0	23	7	40	2	400	460	217.08	0.51	0.02	0	1.39	13.42	65	0	3
2 slices Bread Whole Wheat	160	27	2	0	0	3	0	7	2.5	75	2.25	100	270	73.14	0	0.11	0	2.78	48.2	0	0.02	0
1/2cup Potato Red Roasted Dijon f/Fresh	120	20	2	0	0	1	0	2	4.5	20	0.75	350	130	41.67	0.35	7.14	0	6.99	8.98	0	0	0.5
Lunch TOTAL	685	87	9	0	0	34	0	44	22.0	535	6.0	1750	1075	624.79	994.5	19.29	3.4	34.76	98.95	85	0.33	5.5

Daily Nutrient Analysis: Friday, Week 3, Cycle Menu S/S 5 day Lunch 2023

Diet: Regular | Texture: Regular | Choice: 1

	CAL (KCAL)	CHO (G)	FIBER (G)	SOL FIBR (G)	INSOL FIBR (G)	SUGAR (G)	ADDED SUGAR (G)	PRO (G)	FAT (G)	Ca (MG)	Fe (MG)	K (MG)	Na (MG)	P (MG)	VIT A (RE)	VIT C (MG)	VIT D (MCG)	VIT K (MCG)	FOL (MCG)	CHOL (MG)	FATRN (G)	SAT FAT (G)
DAILY TOTAL	745	99	8	0	0	37	0	48	21	525	5	1675	815	646	298	63	7	147	136	80	1	4
Lunch																						
8fl. oz Milk 1% 8 flz PC	100	13	0	0	0	13	0	9	2.5	350	0.1	400	110	233.64	142.65	0	3	0.25	12.3	15	0	1.5
1/2cup Broccoli Florets f/Frz	40	5	3	0	0	1	0	3	2	50	0.75	175	40	50.15	64.74	36.42	0.4	82.42	27.3	0	0.13	0
1 2x3 Gelatin Pear & Marshmallows In Red	90	22	1	0	0	18	0	2	0	10	0.2	50	70	23.52	0	0.67	0	0.13	0.85	0	0	0
1 Each Margarine Spread Cup PC	25	0	0	0	0	0	0	0	3	0	0	0	35	0.8	40.95	0.01	0	5.05	0.05	5	0.18	0.5
1/2cup Potato Wedges Rosemary f/Fresh	170	30	2	0	0	2	0	3	4.5	20	0.75	550	150	68.43	0.45	17.58	0	3.73	13.08	0	0.02	0
3oz Fish Tilapia Lemon	160	2	0	0	0	0	0	24	6	20	1	400	140	196.19	48.89	8.26	4	52.59	34.34	60	0.26	1.5
2 slices Bread Whole Wheat	160	27	2	0	0	3	0	7	2.5	75	2.25	100	270	73.14	0	0.11	0	2.78	48.2	0	0.02	0
Lunch TOTAL	745	99	8	0	0	37	0	48	20.5	525	5.05	1675	815	645.87	297.68	63.05	7.4	146.95	136.12	80	0.61	3.5

Daily Nutrient Analysis: Monday, Week 4, Cycle Menu S/S 5 day Lunch 2023

Diet: Regular | Texture: Regular | Choice: 1

	CAL (KCAL)	CHO (G)	FIBER (G)	SOL FIBR (G)	INSOL FIBR (G)	SUGAR (G)	ADDED SUGAR (G)	PRO (G)	FAT (G)	Ca (MG)	Fe (MG)	K (MG)	Na (MG)	P (MG)	VIT A (RE)	VIT C (MG)	VIT D (MCG)	VIT K (MCG)	FOL (MCG)	CHOL (MG)	FATRN (G)	SAT FAT (G)	
DAILY TOTAL	825	112	11	0	0	39	0	42	27	565	6	1600	840	583	563	25	6	53	120	70	1	6	
Lunch																							
8fl. oz Milk 1% 8 flz PC	100	13	0	0	0	13	0	9	2.5	350	0.1	400	110	233.64	142.65	0	3	0.25	12.3	15	0	1.5	
1/2cup Vegetable Mix Italian Blend f/Frz	80	12	4	0	0	3	0	3	2	30	1	175	50	46.55	212.64	2.91	0.4	24.27	17.49	0	0.13	0	
4oz Chicken Croquettes Hmd f/Pulled	180	8	1	0	0	1	0	16	9	40	1.25	150	150	100.71	69.68	0.79	1	9.5	16.98	45	0.4	2	
1 Each Margarine Spread Cup PC	25	0	0	0	0	0	0	0	3	0	0	0	35	0.8	40.95	0.01	0	5.05	0.05	5	0.18	0.5	
1/2cup Cherries Sweet f/Cnd	60	17	2	0	0	15	0	2	0	20	0.75	175	5	26.4	7.2	3	0	1.68	4.8	0	0	0	
2 slices Bread Whole Wheat	160	27	2	0	0	3	0	7	2.5	75	2.25	100	270	73.14	0	0.11	0	2.78	48.2	0	0.02	0	
1/2cup Potato Mashed f/Fresh w/Gravy Poultry Hmd	220	35	2	0	0	4	0	5	8	50	0.75	600	220	101.56	89.98	18.08	1.5	9.25	20.02	5	0.55	1.5	
Lunch TOTAL	825	112	11	0	0	39	0	42	27.0	565	6.1	1600	840	582.8	563.1	24.9	5.9	52.78	119.84	70	1.28	5.5	

Daily Nutrient Analysis: Tuesday, Week 4, Cycle Menu S/S 5 day Lunch 2023

Diet: Regular | Texture: Regular | Choice: 1

	CAL (KCAL)	CHO (G)	FIBER (G)	SOL FIBR (G)	INSOL FIBR (G)	SUGAR (G)	ADDED SUGAR (G)	PRO (G)	FAT (G)	Ca (MG)	Fe (MG)	K (MG)	Na (MG)	P (MG)	VIT A (RE)	VIT C (MG)	VIT D (MCG)	VIT K (MCG)	FOL (MCG)	CHOL (MG)	FATR (G)	SAT FAT (G)
DAILY TOTAL	735	94	11	0	0	35	0	39	28	545	6	1495	985	661	423	141	6	174	238	265	1	6
Lunch																						
8fl. oz Milk 1% 8 flz PC	100	13	0	0	0	13	0	9	2.5	350	0.1	400	110	233.64	142.65	0	3	0.25	12.3	15	0	1.5
1 #16 sc. Egg Scrambled f/Frz	100	1	0	0	0	1	0	8	7	50	1.25	100	90	119.67	113.26	0.02	2	1.22	51.26	220	0.1	2
1/2cup Potato Hashbrown f/Dehydrated	130	16	1	0	0	1	0	2	7	10	0.2	150	125	45	73.98	6.72	1	10	7.36	0	0.53	1.5
1 Each Margarine Spread Cup PC	25	0	0	0	0	0	0	0	3	0	0	0	35	0.8	40.95	0.01	0	5.05	0.05	5	0.18	0.5
2 Slice Toast Rye Seedless Dry	170	31	4	0	0	2	0	6	2	50	2	125	390	80	0	0.26	0	0.76	70.4	0	0	0
2oz Steak Seasoned Cubes	50	1	0	0	0	0	0	9	2	10	1	125	25	78.54	7.19	0.47	0	1.24	2.66	25	0.1	0.5
1 Each Jelly Assorted 0.5z PC	40	10	0	0	0	7	0	0	0	0	0.1	20	5	2.69	0	1.25	0	0	1.56	0	0	0
1/2cup Blueberries f/Fresh	40	11	2	0	0	7	0	1	0	0	0.2	75	5	8.52	2.13	6.89	0	13.71	4.26	0	0	0
1/2cup Orange Vinaigrette Roasted Veg	80	11	4	0	0	4	0	4	4	75	1.25	500	200	92.41	43	125.27	0	141.45	88.08	0	0.02	0
Lunch TOTAL	735	94	11	0	0	35	0	39	27.5	545	6.1	1495	985	661.27	423.16	140.89	6	173.68	237.93	265	0.93	6.0

Daily Nutrient Analysis: Wednesday, Week 4, Cycle Menu S/S 5 day Lunch 2023

Diet: Regular | Texture: Regular | Choice: 1

	CAL (KCAL)	CHO (G)	FIBER (G)	SOL FIBR (G)	INSOL FIBR (G)	SUGAR (G)	ADDED SUGAR (G)	PRO (G)	FAT (G)	Ca (MG)	Fe (MG)	K (MG)	Na (MG)	P (MG)	VIT A (RE)	VIT C (MG)	VIT D (MCG)	VIT K (MCG)	FOL (MCG)	CHOL (MG)	FATRN (G)	SAT FAT (G)
DAILY TOTAL	785	101	10	0	0	45	0	32	33	575	4	1575	890	512	254	110	4	61	150	125	0	7
Lunch																						
8fl. oz Milk 1% 8 flz PC	100	13	0	0	0	13	0	9	2.5	350	0.1	400	110	233.64	142.65	0	3	0.25	12.3	15	0	1.5
1/2cup Coleslaw Apple f/Fresh	90	14	3	0	0	10	0	1	4.5	30	0.4	175	35	23.66	9.67	19.77	0	37.12	21.81	5	0.03	1
1/2cup Potato Salad f/Fresh	210	28	2	0	0	4	0	4	10	20	0.75	500	230	79.95	18.99	15.19	0.4	9.56	17.65	40	0.01	1.5
1 Each Margarine Spread Cup PC	25	0	0	0	0	0	0	0	3	0	0	0	35	0.8	40.95	0.01	0	5.05	0.05	5	0.18	0.5
1 Whole Orange Fresh Whole	70	17	3	0	0	13	0	2	0	75	0.2	300	0	19.6	15.4	74.48	0	0	42	0	0	0
1 Each Tuna Salad Sndw on Wheat	290	29	2	0	0	5	0	16	13	100	3	200	480	153.85	26.75	0.66	0.8	9.35	55.95	60	0.02	2
Lunch TOTAL	785	101	10	0	0	45	0	32	33.0	575	4.45	1575	890	511.5	254.41	110.11	4.2	61.33	149.76	125	0.24	6.5


Daily Nutrient Analysis: Thursday, Week 4, Cycle Menu S/S 5 day Lunch 2023

Diet: Regular | Texture: Regular | Choice: 1

	CAL (KCAL)	CHO (G)	FIBER (G)	SOL FIBR (G)	INSOL FIBR (G)	SUGAR (G)	ADDED SUGAR (G)	PRO (G)	FAT (G)	Ca (MG)	Fe (MG)	K (MG)	Na (MG)	P (MG)	VIT A (RE)	VIT C (MG)	VIT D (MCG)	VIT K (MCG)	FOL (MCG)	CHOL (MG)	FATR N (G)	SAT FAT (G)
DAILY TOTAL	935	100	9	0	0	55	0	40	47	715	5	1525	975	700	1221	47	6	28	147	130	1	14
Lunch																						
8fl. oz Milk 1% 8 flz PC	100	13	0	0	0	13	0	9	2.5	350	0.1	400	110	233.64	142.65	0	3	0.25	12.3	15	0	1.5
1 Each Margarine Spread Cup PC	25	0	0	0	0	0	0	0	3	0	0	0	35	0.8	40.95	0.01	0	5.05	0.05	5	0.18	0.5
1 2x3 Banana Pineapple Dessert	310	38	1	0	0	27	0	2	17	30	0.75	125	210	45.26	131.36	2.98	1.5	14.69	18.39	10	0.84	6
3oz Pork Roast Ginger	200	2	0	0	0	1	0	20	13	30	1	400	160	198.01	2.02	1.02	0.6	0.03	1.98	65	0	4.5
1 2x3 Cornbread Mexican f/Mix	140	21	2	0	0	6	0	4	5	50	1	50	280	164.89	26.03	0.99	0.2	1.52	33.24	25	0.04	1.5
1/2cup Greens Collard f/Frz	50	7	4	0	0	0	0	3	3	225	1.25	300	75	26.83	475.5	39.3	0.4	2.82	71.77	5	0.17	0
1/2cup Potato Sweet Salad w/Apple Hot f/Fresh	110	19	2	0	0	8	0	2	3.5	30	0.5	250	105	30.99	402.63	2.25	0	3.81	8.79	5	0.01	0
Lunch TOTAL	935	100	9	0	0	55	0	40	47.0	715	4.6	1525	975	700.42	1221.14	46.55	5.7	28.17	146.52	130	1.24	14.0

Daily Nutrient Analysis: Friday, Week 4, Cycle Menu S/S 5 day Lunch 2023

Diet: Regular | Texture: Regular | Choice: 1



	CAL (KCAL)	CHO (G)	FIBER (G)	SOL FIBR (G)	INSOL FIBR (G)	SUGAR (G)	ADDED SUGAR (G)	PRO (G)	FAT (G)	Ca (MG)	Fe (MG)	K (MG)	Na (MG)	P (MG)	VIT A (RE)	VIT C (MG)	VIT D (MCG)	VIT K (MCG)	FOL (MCG)	CHOL (MG)	FATR (G)	SAT FAT (G)
DAILY TOTAL	615	81	8	0	0	31	0	45	18	540	6	1300	890	569	419	88	4	125	198	90	0	4
Lunch																						
8fl. oz Milk 1% 8 flz PC	100	13	0	0	0	13	0	9	2.5	350	0.1	400	110	233.64	142.65	0	3	0.25	12.3	15	0	1.5
1/2cup Broccoli Florets f/Frz	40	5	3	0	0	1	0	3	2	50	0.75	175	40	50.15	64.74	36.42	0.4	82.42	27.3	0	0.13	0
1/2cup Vegetable Marinated Salad f/Fresh	40	7	2	0	0	3	0	2	1.5	30	0.75	300	95	48.78	149.21	30.9	0	31.18	36.63	0	0	0
1/2cup Rice Long Grain & Wild	120	26	1	0	0	0	0	3	1	30	1.25	75	55	48.61	4.61	0	0	0.55	81.61	0	0.03	0
1 Each Margarine Spread Cup PC	25	0	0	0	0	0	0	0	3	0	0	0	35	0.8	40.95	0.01	0	5.05	0.05	5	0.18	0.5
3/4cup Chicken Sweet & Sour f/Pulled	210	16	1	0	0	12	0	24	6	40	1.5	300	420	149.57	16.49	19.54	0.2	3.85	15.34	70	0	1.5
1 slices Bread Whole Wheat	80	14	1	0	0	2	0	4	1.5	40	1.25	40	135	36.57	0	0.06	0	1.39	24.1	0	0.01	0
1/2cup Choice of Fruit -Summer	0	0	0	0	0	0	0	0	0	0	0	10	0	0.58	0.11	0.83	0	0.17	0.43	0	0	0
Lunch TOTAL	615	81	8	0	0	31	0	45	17.5	540	5.6	1300	890	568.7	418.76	87.76	3.6	124.86	197.76	90	0.35	3.5



ALTERNATE MEALS

Alternate meals have been provided for both Fall Winter and Spring Summer menus. These meals are intended to be used to swap out an entire meal from the planned 4-week menu. This may be desired based on participant preference, product availability, operational preference, or to increase menu customer choice.

Each of the alternate meals has been planned to meet the nutritional requirements for the older adults served under the Older Americans Act. Recipes have been provided for the alternate meals.

MONDAY		TUESDAY		WEDNESDAY		THURSDAY		FRIDAY	
				PROVIDER CHOICE		PROVIDER CHOICE		PROVIDER CHOICE	
Garden Salad	1 Cup	BBQ Beef	2 Oz	Grilled Bratwurst	1 each	BBQ Pork Ribs	3 Oz	RS Ham	3 Oz
Sweet & Sour Pork	1 Cup	Glazed Sweet Potatoes	1/2 Cup	Baked Potato	1 whole	Baked Beans	1/2 Cup	Mashed Sweet Potatoes	1/2 Cup
Fried Rice	1/2 Cup	Seasoned Green Peas	1/2 Cup	Balsamic Brussels		Au Gratin Potatoes	4 Oz	Stewed Tomatoes	1/2 Cup
Fresh Whole Pear	1 each	Hot Spiced Apples	1/2 Cup	Sprouts	1/2 Cup	Fresh Cantaloupe	1 Cup	Banana	1 each
Whole Wheat Bread	1 slices	WW Hamburger Bun	1 each	Winter Fresh Fruit Salad	1 Cup	Whole Wheat Bread	2 slices	Whole Wheat Bread	2 slices
1.5 oz FF Italian Dressing	1 each	Margarine Cup	1 each	Whole Wheat Bread	2 slices	Margarine Cup	1 each	Margarine Cup	1 each
Margarine Cup	1 each	1% Milk	8 fl. oz	Margarine Cup	1 each	1% Milk	8 fl. oz	1% Milk	8 fl. oz
1% Milk	8 fl. oz			Sour Cream	1 each				
				1% Milk	8 fl. oz				

***Meals labeled as "Provider Choice" are intended to be served on a one time per month basis. Only one labeled meal may be used per month as they vary from the standard nutritional requirements.**

***Meals >=1400mg Sodium are considered "Provider Choice"**

MONDAY		TUESDAY		WEDNESDAY		THURSDAY		FRIDAY	
PROVIDER CHOICE						LUNCH			
Lettuce & Tomato Salad	1 Cup	Swedish Meatballs	3 each	Marinated Beef Kabob	1 each	Ham & Bean Soup	6 fl. oz	Meatloaf	3 Oz
Cheese Ravioli & Sauce	1 Cup	Parslied Noodles	1/2 Cup	Wild Rice Pilaf	1/2 Cup	Collard Greens	1/2 Cup	Mashed Potatoes	1/2 Cup
Spinach with Garlic Butter	1/2 Cup	Seasoned Carrots	1/2 Cup	Broccoli Normandy	1/2 Cup	Pineapple Crisp	1/2 Cup	Brussels Sprouts with Bacon	1/2 Cup
Spiced Peaches	1/2 Cup	Scalloped Apples	1/2 Cup	Oranges, Pineapples & Bananas	1/2 Cup	Cornbread	1 (2x3)	Seasonal Fresh Fruit	1 Cup
Whole Wheat Bread	1 slices	Whole Wheat Bread	1 slices	Whole Wheat Bread	2 slices	Margarine Cup	1 each	Whole Wheat Bread	2 slices
Margarine Cup	1 each	Margarine Cup	1 each	Margarine Cup	1 each	1% Milk	8 fl. oz	Margarine Cup	1 each
LoCal Ranch Dressing	1 each	1% Milk	8 fl. oz	1% Milk	8 fl. oz			Brown Gravy	2 fl. oz
1% Milk	8 fl. oz							1% Milk	8 fl. oz

***Meals labeled as "Provider Choice" are intended to be served on a one time per month basis. Only one labeled meal may be used per month as they vary from the standard nutritional requirements.**

***Meals >=1400mg Sodium are considered "Provider Choice"**

RECIPE TABLE OF CONTENTS

Lettuce Tossed Salad (Garden Salad)	5
Pork Sweet & Sour f/Loin (Sweet & Sour Pork)	6
Juice Pineapple f/Frz Conc 6 flz (Pineapple Juice)	8
Rice Fried w/Soy Sauce (Fried Rice)	9
Dressing Italian Fat Free PC (FF Italian Dressing)	11
Milk 1% 8 flz PC (1% Milk)	12
Potato Sweet Glazed Orange f/Fresh (Glazed Sweet Potatoes)	13
Juice Orange f/BIB 6 flz (Orange Juice)	15
Peas Green w/Paprika f/Frz (Seasoned Green Peas)	16
Apple Slices Hot Cinnamon f/Frz (Hot Spiced Apples)	17
Milk 1% 8 flz PC (1% Milk)	18
Bratwurst Grilled (Grilled Bratwurst)	19
Potato Baked (Baked Potato)	20
Brussels Sprouts Balsamic f/Frz (Balsamic Brussels Sprouts)	21
Fruit Fresh Winter Salad w/Fresh Orange (Winter Fresh Fruit Salad)	23
Banana Whole Fresh (Banana)	24
Milk 1% 8 flz PC (1% Milk)	26

BBO Pork Ribs (BBO Pork Ribs)	27
Beans Baked f/Cnd (Baked Beans)	28
Potato Au Gratin RTC (Au Gratin Potatoes)	30
Melon Cantaloupe Cubes f/Fresh (Fresh Cantaloupe)	31
Milk 1% 8 flz PC (1% Milk)	32
Ham Ckd Bnls RS (RS Ham)	33
Potato Sweet Mashed f/Cnd (Mashed Sweet Potatoes)	34
Tomato Stewed f/Cnd (Stewed Tomatoes)	36
Banana Whole Fresh (Banana)	38
Milk 1% 8 flz PC (1% Milk)	40
Lettuce Tomato Tossed Salad f/Mix (Lettuce & Tomato Salad)	41
Ravioli Cheese w/Sauce f/RTC (Cheese Ravioli & Sauce)	42
Spinach w/Garlic Butter (Spinach with Garlic Butter)	44
Spread Garlic Butter (Garlic Butter Spread)	46
Peaches Spiced Slices Hot Cold f/Cnd (Spiced Peaches)	47
Milk 1% 8 flz PC (1% Milk)	49
Meatballs Swedish w/Sauce (Swedish Meatballs)	50
Noodles Parslied (Parslied Noodles)	52
Carrot Dilled f/Frz Bias (Seasoned Carrots)	54

Apple Scalloped Hmd f/Frz (Scalloped Apples)	55
Milk 1% 8 flz PC (1% Milk)	57
Beef Kabobs Marinated (Marinated Beef Kabob)	58
Marinade Beef (Beef Marinade)	60
Rice Pilaf Wild f/Rice Blend (Wild Rice Pilaf)	62
Vegetable Mix Broccoli Normandy f/Frz (Broccoli Normandy)	64
Orange Pineapple & Banana (Oranges, Pineapples & Bananas)	65
Banana Whole Fresh (Banana)	66
Milk 1% 8 flz PC (1% Milk)	68
Soup Ham & Bean Hmd f/Cnd Beans (Ham & Bean Soup)	69
Greens Collard f/Frz (Collard Greens)	71
Crisp Pineapple Hmd (Pineapple Crisp)	73
Cornbread f/Mix (Cornbread)	75
Milk 1% 8 flz PC (1% Milk)	76
Meatloaf No Sauce (Meatloaf)	77
Potato Mashed f/Inst Granules (Mashed Potatoes)	79
Brussels Sprouts w/Bacon f/Frz (Brussels Sprouts with Bacon)	80
Fruit Fresh Fall/Winter (Seasonal Fresh Fruit)	81
Banana Whole Fresh (Banana)	82

Gravy Brown f/Mix (Brown Gravy)

84

Milk 1% 8 flz PC (1% Milk)

85


Lettuce Tossed Salad (Garden Salad)

COOK TEMP	COOK METHOD	SERVING SIZE	ALLERGENS
0.0 °F	Chill	1 Cup	<input type="checkbox"/> Contains: Carrots

NUTRIENTS PER SERVING					
CALORIES	CARBOHYDRATES	PROTEIN	TOTAL FAT	CALCIUM	SODIUM
20 kcal	5 g	2 g	0 g	30 mg	25 mg

INGREDIENTS	SERVINGS 25	SERVINGS 50	SERVINGS 75	SERVINGS 100	INGREDIENT PREP	PREPARATION STEP
1 Lettuce, Iceberg Lettuce, Green Leaf Lettuce, Romaine Fresh Carrot, Fresh	2 lb 8 Oz	5 lb	7 lb 8 Oz	10 lb		WASH HANDS before beginning preparation & SANITIZE surfaces & equipment.
	1 lb 4 Oz	2 lb 8 Oz	3 lb 12 Oz	5 lb		
	1 lb 4 Oz	2 lb 8 Oz	3 lb 12 Oz	5 lb		
	12 Oz	1 lb 8 Oz	2 lb 4 Oz	3 lb 0 Oz	Shredded	
2						Preprep: Rinse and drain greens. Pare and shred carrots. Tear or cut lettuce and other greens into bite-size pieces. Add carrots and mix lightly.
3						Just before serving, portion into individual salad bowls, 1 cup per bowl.
4						CCP -- Maintain <40F/4C; discard unused product.

Pork Sweet & Sour f/Loin (Sweet & Sour Pork)




COOK TIME	COOK-END TEMP	COOK METHOD	SERVING SIZE	ALLERGENS
75 Min	145 °F	Saute	1 Cup	☐Contains: AllergenSoy, Peppers Bell, Corn, Chicken, AllergenWheat, Pineapple, AllergenSulphites, Pork & Products, Onion, Garlic

NUTRIENTS PER SERVING					
CALORIES	CARBOHYDRATES	PROTEIN	TOTAL FAT	CALCIUM	SODIUM
250 kcal	20 g	19 g	11 g	40 mg	520 mg

INGREDIENTS	SERVINGS 25	SERVINGS 50	SERVINGS 75	SERVINGS 100	INGREDIENT PREP	PREPARATION STEP
1 Sauce, Soy Bulk LS	3/4 Cup	1 2/3 Cup	2 1/2 Cup	3 1/3 Cup		WASH HANDS before beginning preparation & SANITIZE surfaces & equipment.
Pork, Loin Bnls	6 lb 4 Oz	12 lb 8 Oz	18 lb 12 Oz	25 lb	Cubed	
2 Pan Coating, Spray	0.5 Oz	0.5 Oz	0.5 Oz	1 Oz		Pour soy sauce over meat and mix lightly. Let stand at least 1 hr. Refrigerate while marinating.
Base, Chicken Paste LS G-F	1 Tbsp 1 tsp	2 Tbsp 2 tsp	1/4 Cup	1/3 Cup		
Water, Tap	2 2/3 Cup	1 1/4 Qt	2 Qt	2 3/4 Qt		
3 Sugar, Brown Light	2/3 Cup	1 1/3 Cup	2 Cup	2 2/3 Cup		Brown meat. Drain fat. Combine base and water and add to meat. Simmer until meat is tender approximately 1 hr.
Cornstarch	1/3 Cup	2/3 Cup	1 Cup	1 1/3 Cup		

Pork Sweet & Sour f/Loin (Sweet & Sour Pork)



	INGREDIENTS	SERVINGS 25	SERVINGS 50	SERVINGS 75	SERVINGS 100	INGREDIENT PREP	PREPARATION STEP
4	Vinegar, White	1 Cup	2 Cup	3 Cup	1 Qt		Combine sugar and cornstarch.
	Juice Pineapple f/Frz Conc 6 flz	2/3 Cup	1 1/3 Cup	2 Cup	2 2/3 Cup		
	Sauce, Soy Bulk LS	1/2 Cup	1.0 Cup	1 1/3 Cup	1 3/4 Cup		
5	Pepper, Green Fresh	1 lb 5 Oz	2 lb 11 Oz	4 lb	5 lb 5 Oz	Julienne	Add drained pineapple juice, vinegar and soy sauce to cornstarch mixture. Mix until smooth. Add to meat while stirring. Cook slowly until thickened.
	Onion, Yellow	10.5 Oz	1 lb 5 Oz	2 lb	2 lb 11 Oz	Sliced	
	Pineapple, Chunks JcPk	1 1/4 Qt	2 3/4 Qt	1 Gal	1 Gal 2 Cup	Drained	
6							Approximately 15 min before serving, add peppers, onion and pineapple; cook gently.
7							For Fresh Pork and Ham Cuts: Cook to internal temp of 145F/63C held for 15 sec.
8							CCP -- Cool: Product must reach 135F/57C to 70F/21C within 2 hrs and 70F/21C to 40F/4C within 4 hrs.
9							CCP -- Maintain: Product held at >135F/57C Temperature should be taken every 2 hours during holding. *Maintaining at the proper temperature will present no food safety issue; long hot holding times can affect food quality.

Juice Pineapple f/Frz Conc 6 flz (Pineapple Juice)



Health & Human Services




COOK METHOD	SERVING SIZE	ALLERGENS
Make	6 fl. oz	<input type="checkbox"/> Contains: Pineapple

NUTRIENTS PER SERVING					
CALORIES	CARBOHYDRATES	PROTEIN	TOTAL FAT	CALCIUM	SODIUM
80 kcal	20 g	1 g	0 g	30 mg	10 mg

INGREDIENTS	SERVINGS 25	SERVINGS 50	SERVINGS 75	SERVINGS 100	PREPARATION STEP
1					WASH HANDS before beginning preparation & SANITIZE surfaces & equipment.
2	Juice, Pineapple Conc Frz	30.63 fl. oz	61.25 fl. oz	91.88 fl. oz	Dilute in cool water; stirring well. Refrigerate <40F/4C.
	Water, Tap	3 3/4 Qt	1 Gal 5 Cup	2 Gal 5 Cup	
3					CCP -- Keep chilled at 40F/4C.

Rice Fried w/Soy Sauce (Fried Rice)



COOK METHOD	SERVING SIZE	ALLERGENS
Stir Fry	1/2 Cup	☐Contains: Carrots, Onion, AllergenEggs, AllergenWheat, AllergenSoy, Rice, Peas

NUTRIENTS PER SERVING					
CALORIES	CARBOHYDRATES	PROTEIN	TOTAL FAT	CALCIUM	SODIUM
130 kcal	20 g	4 g	4.5 g	30 mg	360 mg

INGREDIENTS	SERVINGS 25	SERVINGS 50	SERVINGS 75	SERVINGS 100	PREPARATION STEP
1 Rice, White Parboiled	2 1/2 Cup	1 1/4 Qt	2.0 Qt	2 1/2 Qt	WASH HANDS before beginning preparation. SANITIZE surfaces & equipment. Preprep: Chop fine Onions and Carrots. Cook Rice in Water and Salt.
Water, Tap	1 1/2 Qt	3 Qt	1 Gal 1 Cup	1 Gal 3 Cup	
Salt, Iodized	1 tsp	2 tsp	1 Tbsp	1 Tbsp 1 tsp	
2 Peas, Green Frz	10.5 Oz	1 lb 5 Oz	2 lb	2 lb 11 Oz	Partially cook Peas and drain. Set aside.
3 Egg, Liquid Frz	1/2 Cup	1 Cup	1 1/2 Cup	2 Cup	Add Eggs and mix well. Add Salt. Maintain at <40F until used. Saute to *internal temp 155F for 15 sec in Oil; stirring Egg to break into small pieces. * Maintain >140F.
Salt, Iodized	1 tsp	2 tsp	1 Tbsp	1 Tbsp 1 tsp	
Oil, Vegetable	1 Tbsp	2 Tbsp	3 Tbsp	1/4 Cup	
4 Oil, Vegetable	1/3 Cup	3/4 Cup	1 1/8 Cup	1 1/2 Cup	Saute Onions and Carrots in Oil until tender. Add Soy Sauce to Rice mixture. Add Rice mixture to Onions.

Rice Fried w/Soy Sauce (Fried Rice)

INGREDIENTS	SERVINGS 25	SERVINGS 50	SERVINGS 75	SERVINGS 100	PREPARATION STEP
Sauce, Soy Bulk LS	1/3 Cup	3/4 Cup	1 1/8 Cup	1 1/2 Cup	
Onion, Yellow	8 Oz	1 lb	1 lb 8 Oz	2 lb	
Carrot, Fresh	4 Oz	8 Oz	12 Oz	1 lb	
5					Stir in cooked Peas and Eggs. Serve immediately.
6					CCP -- Maintain >140F for only 4 hrs. CCP - Cool: Product must reach 140F to 70F within 2 hrs and 70F to 40F within 4 hrs. CCP - Reheat: To internal temp of 165F held for 15 sec within 1 hr - one time only.

Dressing Italian Fat Free PC (FF Italian Dressing)

SERVING SIZE	ALLERGENS
1 each	<input type="checkbox"/> Contains: Allergen Sulphites

NUTRIENTS PER SERVING					
CALORIES	CARBOHYDRATES	PROTEIN	TOTAL FAT	CALCIUM	SODIUM
20 kcal	4 g	0 g	0 g	20 mg	490 mg

INGREDIENTS	SERVINGS 25	SERVINGS 50	SERVINGS 75	SERVINGS 100	PREPARATION STEP
1					WASH HANDS before beginning preparation & SANITIZE surfaces & equipment.
2					Portion according to serving size.
3					Discard unused product.

Milk 1% 8 flz PC (1% Milk)

SERVING SIZE	ALLERGENS
8 fl. oz	<input type="checkbox"/> Contains: AllergenMilk

NUTRIENTS PER SERVING					
CALORIES	CARBOHYDRATES	PROTEIN	TOTAL FAT	CALCIUM	SODIUM
100 kcal	13 g	9 g	2.5 g	350 mg	110 mg

INGREDIENTS	SERVINGS 25	SERVINGS 50	SERVINGS 75	SERVINGS 100	PREPARATION STEP
1					WASH HANDS before beginning preparation & SANITIZE surfaces & equipment.
2					Portion according to serving size.
3					CCP -- Maintain <40F/4C.
4					Discard unused product.

Potato Sweet Glazed Orange f/Fresh (Glazed Sweet Potatoes)



Health & Human Services



COOK TEMP	COOK METHOD	SERVING UTENSIL	SERVING SIZE	ALLERGENS
400.0 °F	Bake	#8 scoop	1/2 Cup	☐Contains: Potatoes, Sweet, Orange, AllergenSoy, AllergenMilk, Citrus

NUTRIENTS PER SERVING						
CALORIES	CARBOHYDRATES		PROTEIN	TOTAL FAT	CALCIUM	SODIUM
180 kcal	36 g		2 g	3.5 g	50 mg	85 mg

INGREDIENTS	SERVINGS 25	SERVINGS 50	SERVINGS 75	SERVINGS 100	PREPARATION STEP
1 Potato, Sweet Fresh	5 lb	10 lb	15 lb	20 lb	<p>WASH HANDS before beginning preparation & SANITIZE surfaces & equipment. Pre-prep: Zest Oranges. Select small even-sized Sweet Potatoes or Yams. Scrub then arrange on baking sheet. Steam or boil until tender. When cool enough to handle, peel and cut in half lengthwise. Arrange in shallow pan. *Maintain <40F/4C. until ready to complete.</p> <p>Mix Sugar, Margarine, Orange Zest and Juice. Heat to boiling point to make a syrup.</p>
2 Sugar, Brown Light	1 3/4 Cup	3 1/2 Cup	1 1/4 Qt	1 3/4 Qt	
Margarine, Solids	4 Oz	8 Oz	12 Oz	1 lb	
Orange Fresh Whole	1 whole	2 whole	3 whole	4 whole	
Juice Orange f/BIB 6 flz	1 Cup	2 Cup	3 Cup	1 Qt	
3					Pour Syrup over Potatoes and Bake to *internal temp 145F/62C for 15 sec.

Potato Sweet Glazed Orange f/Fresh (Glazed Sweet Potatoes)



Health & Human Services



	INGREDIENTS	SERVINGS 25	SERVINGS 50	SERVINGS 75	SERVINGS 100	PREPARATION STEP
4						CCP -- Maintain >140F/60C. Temperature should be taken every 2 hours during holding. *Maintaining at the proper temperature will present no food safety issue; long hot holding times can affect food quality. Refer to local or regional public health regulations for specific times. CCP -- Cool: Product must reach 140F/60C to 70F/21C within 2 hrs and 70F/21C to 40F/4C within 4 hrs. CCP -- Reheat: To internal temp of 165F/74C held 15 sec within 2 hrs - one time only.
5						Cook Time: 20-30Minutes

Juice Orange f/BIB 6 flz (Orange Juice)

COOK METHOD	SERVING SIZE	ALLERGENS
Make	6 fl. oz	<input type="checkbox"/> Contains: Orange, Citrus

NUTRIENTS PER SERVING					
CALORIES	CARBOHYDRATES	PROTEIN	TOTAL FAT	CALCIUM	SODIUM
60 kcal	14 g	1 g	0 g	20 mg	10 mg

INGREDIENTS	SERVINGS 25	SERVINGS 50	SERVINGS 75	SERVINGS 100	PREPARATION STEP	
1					WASH HANDS before beginning preparation & SANITIZE surfaces & equipment.	
2	Water, Tap	3 3/4 Qt	1 Gal 5 Cup	2 Gal 5 Cup	3 Gal 5 Cup	Prepare product as per package instructions.
	Juice, Orange Conc BIB 4:1	3 3/4 Cup	2.0 Qt	2 3/4 Qt	3 3/4 Qt	
3					+CCP - Serve Chilled <40F/4C.	

Peas Green w/Paprika f/Frz (Seasoned Green Peas)



Health & Human Services



COOK TIME	COOK METHOD	SERVING SIZE	ALLERGENS
6 Min	Steam	1/2 Cup	☐Contains: AllergenSoy, Peas, AllergenMilk

NUTRIENTS PER SERVING					
CALORIES	CARBOHYDRATES	PROTEIN	TOTAL FAT	CALCIUM	SODIUM
90 kcal	13 g	5 g	2 g	30 mg	115 mg

INGREDIENTS	SERVINGS 25	SERVINGS 50	SERVINGS 75	SERVINGS 100	PREPARATION STEP	
1					WASH HANDS before beginning preparation & SANITIZE surfaces & equipment.	
2	Peas, Green Frz	5 lb	10 lb	15 lb	20 lb	Steam or boil peas until tender. Add seasonings and mix well.
	Margarine, Solids	1/4 Cup	1/2 Cup	3/4 Cup	1 Cup	
	Paprika	1 tsp	2 tsp	1 Tbsp	1 Tbsp 1 tsp	
3					CCP -- Maintain: Product held at >135F/57C Temperature should be taken every 2 hours during holding. *Maintaining at the proper temperature will present no food safety issue; long hot holding times can affect food quality.	
4					CCP -- Cool: Product must reach 135F/57C to 70F/21C within 2 hrs and 70F/21C to 40F/4C within 4 hrs.	
5					CCP -- Reheat: To internal temperature of 165F/74C held for at least 15 seconds.	

Apple Slices Hot Cinnamon f/Frz (Hot Spiced Apples)

COOK TIME	COOK TEMP	COOK METHOD	SERVING SIZE	ALLERGENS
25 Min	0.0 °F	Simmer	1/2 Cup	☐Contains: AllergenMilk, Cinnamon, Apples, AllergenSoy

NUTRIENTS PER SERVING					
CALORIES	CARBOHYDRATES	PROTEIN	TOTAL FAT	CALCIUM	SODIUM
100 kcal	18 g	0 g	4 g	10 mg	80 mg

INGREDIENTS	SERVINGS 25	SERVINGS 50	SERVINGS 75	SERVINGS 100	PREPARATION STEP	
1					WASH HANDS before beginning preparation & SANITIZE surfaces & equipment.	
2	Cinnamon, Ground	1 tsp	2 tsp	1 Tbsp	1 Tbsp 1 tsp	Combine undrained fruit and seasonings. Heat apples to cook off 1/2 liquid and reach minimum internal temp >135F/57C for 15 sec.
	Salt, Iodized	1/2 tsp	1 tsp	1 1/2 tsp	2 tsp	
	Apple Slices, Frz	5 lb	10 lb	15 lb	20 lb	
	Margarine, Solids	4 Oz	8 Oz	12 Oz	1 lb	
	Sugar, Granulated Bulk	3/4 Cup	1 2/3 Cup	2 1/2 Cup	3 1/3 Cup	
3					CCP -- Maintain: Product held at >135F/57C Temperature should be taken every 2 hours during holding. *Maintaining at the proper temperature will present no food safety issue; long hot holding times can affect food quality.	

Milk 1% 8 flz PC (1% Milk)

SERVING SIZE	ALLERGENS
8 fl. oz	<input type="checkbox"/> Contains: AllergenMilk

NUTRIENTS PER SERVING					
CALORIES	CARBOHYDRATES	PROTEIN	TOTAL FAT	CALCIUM	SODIUM
100 kcal	13 g	9 g	2.5 g	350 mg	110 mg

INGREDIENTS	SERVINGS 25	SERVINGS 50	SERVINGS 75	SERVINGS 100	PREPARATION STEP
1					WASH HANDS before beginning preparation & SANITIZE surfaces & equipment.
2					Portion according to serving size.
3					CCP -- Maintain <40F/4C.
4					Discard unused product.

Bratwurst Grilled (Grilled Bratwurst)

SERVING UTENSIL	SERVING SIZE	ALLERGENS
Tongs	1 each	☐Contains: Pork & Products

NUTRIENTS PER SERVING					
CALORIES	CARBOHYDRATES	PROTEIN	TOTAL FAT	CALCIUM	SODIUM
380 kcal	4 g	16 g	33 g	40 mg	960 mg

INGREDIENTS	SERVINGS 25	SERVINGS 50	SERVINGS 75	SERVINGS 100	PREPARATION STEP
1 Sausage, Bratwurst	25 each	50 each	75 each	100 each	WASH HANDS before beginning preparation. SANITIZE surfaces & equipment. Grill according to package instructions.
2					CCP -- Maintain >140F/60C for only 4 hrs. CCP -- Cool: Product must reach 140F/60C to 70F/21C within 2 hrs and 70F/21C to 40F/4C within 4 hrs. CCP -- Reheat: To internal temp of 165F/74C held 15 sec within 2 hrs - one time only.

Potato Baked (Baked Potato)

COOK TEMP	COOK METHOD	SERVING UTENSIL	SERVING SIZE	ALLERGENS
350.0 °F	Bake	Tongs	1 whole	<input type="checkbox"/> Contains: Potatoes

NUTRIENTS PER SERVING					
CALORIES	CARBOHYDRATES	PROTEIN	TOTAL FAT	CALCIUM	SODIUM
170 kcal	40 g	4 g	0 g	10 mg	10 mg

INGREDIENTS	SERVINGS 25	SERVINGS 50	SERVINGS 75	SERVINGS 100	PREPARATION STEP
1 Potato, Russet/Baking Fresh	25 each	50 each	75 each	100 each	WASH HANDS before beginning preparation. SANITIZE surfaces & equipment. Place Potatoes on baking sheet, puncture with fork several times to allow steam to escape. Bake until fork tender. Cut a lengthwise slit in Potatoes prior to serving.
2					CCP -- Maintain >140F/60C. Temperature should be taken every 2 hours during holding. *Maintaining at the proper temperature will present no food safety issue; long hot holding times can affect food quality. Refer to local or regional public health regulations for specific times. CCP -- Cool: Product must reach 140F/60C to 70F/21C within 2 hrs and 70F/21C to 40F/4C within 4 hrs. CCP -- Reheat: To internal temp of 165F/74C held 15 sec within 2 hrs - one time only.
3					Cook Time: 60-90 min

Brussels Sprouts Balsamic f/Frz (Balsamic Brussels Sprouts)



Health & Human Services



COOK TIME	COOK TEMP	COOK METHOD	SERVING SIZE	ALLERGENS
20 Min	425.0 °F	Roast	1/2 Cup	☐Contains: AllergenSulphites

NUTRIENTS PER SERVING					
CALORIES	CARBOHYDRATES	PROTEIN	TOTAL FAT	CALCIUM	SODIUM
100 kcal	11 g	5 g	6 g	40 mg	160 mg

INGREDIENTS	SERVINGS 25	SERVINGS 50	SERVINGS 75	SERVINGS 100	INGREDIENT PREP	PREPARATION STEP
1						WASH HANDS before beginning preparation & SANITIZE surfaces & equipment.
2 Brussels Sprouts, Frz	6 lb 4 Oz	12 lb 8 Oz	18 lb 12 Oz	25 lb	Halved	Spread frozen brussels sprouts on a large baking sheet in an even layer. Bake for 10 minutes.
Oil, Olive	1/2 Cup	1 Cup	1 1/2 Cup	2 Cup		Remove sprouts from oven. Carefully toss with oil, salt, and pepper. Return to oven and bake until sprouts are tender, 10-15 minutes.
3 Salt, Iodized	1 1/2 tsp	1 Tbsp	1 Tbsp 2 tsp	2 Tbsp		
Pepper, Black Ground	2 tsp	1 Tbsp 1 tsp	2 Tbsp	2 Tbsp 2 tsp		
Vinegar, Balsamic	1/4 Cup	1/2 Cup	3/4 Cup	1 Cup		In a small bowl whisk together vinegar, brown sugar, and second portion of oil.
4 Sugar, Brown Light	1 Tbsp 1 tsp	2 Tbsp 2 tsp	1/4 Cup	1/3 Cup		
Oil, Olive	1 Tbsp 1 tsp	2 Tbsp 2 tsp	1/4 Cup	1/3 Cup		

Brussels Sprouts Balsamic f/Frz (Balsamic Brussels Sprouts)



Health & Human Services



	INGREDIENTS	SERVINGS 25	SERVINGS 50	SERVINGS 75	SERVINGS 100	INGREDIENT PREP	PREPARATION STEP
5							Remove brussels sprouts from oven, and toss to coat in vinegar mixture while still warm. Serve immediately.
6							CCP -- Maintain: Product held at >135F/57C Temperature should be taken every 2 hours during holding. *Maintaining at the proper temperature will present no food safety issue; long hot holding times can affect food quality.
7							Discard unused product.

Fruit Fresh Winter Salad w/Fresh Orange (Winter Fresh Fruit Salad)



Health & Human Services



COOK TEMP	COOK METHOD	SERVING SIZE	ALLERGENS
0.0 °F	Chill	1 Cup	☐Contains: Citrus, AllergenSulphites, Bananas, Orange, Apples

NUTRIENTS PER SERVING					
CALORIES	CARBOHYDRATES	PROTEIN	TOTAL FAT	CALCIUM	SODIUM
120 kcal	33 g	2 g	0 g	30 mg	5 mg

INGREDIENTS	SERVINGS 25	SERVINGS 50	SERVINGS 75	SERVINGS 100	PREPARATION STEP
1 Orange Fresh Whole	10 each	20 each	30 each	40 each	WASH HANDS before beginning preparation & SANITIZE surfaces & equipment.
Grapes, Green Seedless	2 lb 8 Oz	5 lb	7 lb 8 Oz	10 lb	
2 Apple, Red Delicious	15 each	30 each	45 each	60 each	Wash and cut fruit, except bananas and apples, into bite-size pieces. Chill until ready to use.
Banana Whole Fresh	2 lb 8 Oz	5 lb	7 lb 8 Oz	10 lb	
3					About 30-60 min before service dice apples and slice bananas. Pour small amount of lemon or orange juice over bananas and apple pieces to keep from browning. Drain before using.
4					Combine fruit and chill.
5					CCP -- Maintain <40F/4C; discard unused product.
6					Note: fruit may vary from foods listed.

Banana Whole Fresh (Banana)




SERVING SIZE	ALLERGENS
1 each	<input type="checkbox"/> Contains: Bananas

NUTRIENTS PER SERVING					
CALORIES	CARBOHYDRATES	PROTEIN	TOTAL FAT	CALCIUM	SODIUM
100 kcal	26 g	2 g	0 g	10 mg	5 mg

INGREDIENTS	SERVINGS 25	SERVINGS 50	SERVINGS 75	SERVINGS 100	PREPARATION STEP
1					WASH HANDS before beginning preparation & SANITIZE surfaces & equipment.
2					Portion according to serving size.
3					Discard unused product.

Banana Whole Fresh (Banana)



Milk 1% 8 flz PC (1% Milk)

SERVING SIZE	ALLERGENS
8 fl. oz	<input type="checkbox"/> Contains: AllergenMilk

NUTRIENTS PER SERVING					
CALORIES	CARBOHYDRATES	PROTEIN	TOTAL FAT	CALCIUM	SODIUM
100 kcal	13 g	9 g	2.5 g	350 mg	110 mg

INGREDIENTS	SERVINGS 25	SERVINGS 50	SERVINGS 75	SERVINGS 100	PREPARATION STEP
1					WASH HANDS before beginning preparation & SANITIZE surfaces & equipment.
2					Portion according to serving size.
3					CCP -- Maintain <40F/4C.
4					Discard unused product.


BBQ Pork Ribs (BBQ Pork Ribs)

COOK TIME	COOK TEMP	COOK METHOD	SERVING SIZE	ALLERGENS
120 Min	325.0 °F	Bake	3 Oz	☐Contains: Tomato, Pork & Products, AllergenWheat, AllergenSulphites

NUTRIENTS PER SERVING						
CALORIES	CARBOHYDRATES		PROTEIN	TOTAL FAT	CALCIUM	SODIUM
330 kcal	21 g		21 g	18 g	50 mg	610 mg

INGREDIENTS	SERVINGS 25	SERVINGS 50	SERVINGS 75	SERVINGS 100	INGREDIENT PREP	PREPARATION STEP
1 Pork, Ribs Raw	7 lb 3 Oz	14 lb 6 Oz	21 lb 9 Oz	28 lb 12 Oz	Trimmed	WASH HANDS before beginning preparation. SANITIZE surfaces & equipment. Separate ribs into serving size pieces. *Refrigerate at <40F/4C.
2 Sauce, BBQ	1 1/4 Qt	2 1/2 Qt	3 3/4 Qt	1 Gal 2 Cup		Place in roasting pan and brown uncovered in oven at 350F until browned lightly, about 30 min. Pour off fat. *Maintain at >135F/57C. Pour Sauce over Ribs.
3						Cover with foil and bake at 350F until Meat is tender and *internal temp 160F/71C for 15 sec is reached, about 1 1/2 hrs.
4						Uncover and bake an additional 20-30 min.
5						CCP -- Maintain >135F/57C for only 4 hrs.
6						CCP -- Cool: Product must reach 140F to 70F within 2 hrs and 70F to 40F within 4 hrs.
7						CCP -- Reheat: To internal temp 165F held 15 sec within 1 hr - one time only.

Beans Baked f/Cnd (Baked Beans)



COOK TIME	COOK TEMP	COOK METHOD	SERVING SIZE	ALLERGENS
60 Min	350.0 °F	Bake	1/2 Cup	☐Contains: Onion, AllergenSoy, Garlic, AllergenSulphites, Pork & Products, Beans/Legumes, AllergenMilk, Apples, Tomato, Mustard

NUTRIENTS PER SERVING					
CALORIES	CARBOHYDRATES	PROTEIN	TOTAL FAT	CALCIUM	SODIUM
200 kcal	36 g	7 g	5 g	100 mg	650 mg

INGREDIENTS	SERVINGS 25	SERVINGS 50	SERVINGS 75	SERVINGS 100	INGREDIENT PREP	PREPARATION STEP
1 Onion, Yellow	1 lb 5 Oz	2 lb 10 Oz	3 lb 15 Oz	5 lb 3 Oz	Chopped Fine	WASH HANDS before beginning preparation. SANITIZE surfaces & equipment. Saute onion in margarine.
Margarine, Solids	3 Oz	6.5 Oz	9.5 Oz	12.5 Oz		
2 Beans, Baked w/Bacon Cnd	3 1/8 Qt	1 Gal 4 Cup	2 Gal 2 Cup	3 Gal 1 Cup		Add beans, ketchup, vinegar, brown sugar and mustard to onions. Stir to mix well.
Ketchup, Bulk	1.0 Cup	2 1/8 Cup	3 1/8 Cup	1.0 Qt		
Vinegar, Cider Apple	2 Tbsp	1/4 Cup	1/3 Cup	1/2 Cup		
Sugar, Brown Light	1/2 Cup	1.0 Cup	1 1/2 Cup	2 1/8 Cup		
Mustard, Powder	3/4 tsp	1 1/2 tsp	2 1/4 tsp	1 Tbsp		

Beans Baked f/Cnd (Baked Beans)

	INGREDIENTS	SERVINGS 25	SERVINGS 50	SERVINGS 75	SERVINGS 100	INGREDIENT PREP	PREPARATION STEP
3							Scale 3 1/2 qt into steam table pans. Bake, uncovered, in a 350F oven for 1 hour.
4							CCP -- Maintain >140F/57C for only 4 hrs. CCP -- Cool: Product must reach 140F to 70F within 2 hrs and 70F to 40F within 4 hrs. CCP -- Reheat: To internal temp of 165F held 15 sec within 1 hr - one time only.

Potato Au Gratin RTC (Au Gratin Potatoes)

COOK-END TEMP	SERVING SIZE	ALLERGENS
145 °F	4 Oz	None

NUTRIENTS PER SERVING					
CALORIES	CARBOHYDRATES	PROTEIN	TOTAL FAT	CALCIUM	SODIUM
110 kcal	15 g	3 g	4.5 g	100 mg	500 mg

INGREDIENTS	SERVINGS 25	SERVINGS 50	SERVINGS 75	SERVINGS 100	PREPARATION STEP
1					WASH HANDS before beginning preparation & SANITIZE surfaces & equipment.
2					Prepare product as per package instructions.
3					CPP- Cook to internal temp of 145F/62C held for 15 sec.
4					Portion according to serving size.
5					CCP -- Maintain: Product held at >135F/57C Temperature should be taken every 2 hours during holding. *Maintaining at the proper temperature will present no food safety issue; long hot holding times can affect food quality.
6					Discard unused product.

Melon Cantaloupe Cubes f/Fresh (Fresh Cantaloupe)



Health & Human Services



COOK METHOD	SERVING SIZE	ALLERGENS
Chill	1 Cup	None

NUTRIENTS PER SERVING					
CALORIES	CARBOHYDRATES	PROTEIN	TOTAL FAT	CALCIUM	SODIUM
50 kcal	13 g	2 g	0 g	20 mg	25 mg

INGREDIENTS	SERVINGS 25	SERVINGS 50	SERVINGS 75	SERVINGS 100	PREPARATION STEP
1 Melon, Cantaloupe Fresh	8 lb 10 Oz	17 lb 3 Oz	25 lb 13 Oz	34 lb 6 Oz	WASH HANDS before beginning preparation & SANITIZE surfaces & equipment.
2					Remove peel. Remove seeds in center. Cut into 1/2" cubes.
3					CCP -- Maintain <40F/4C; discard unused product.

Milk 1% 8 flz PC (1% Milk)

SERVING SIZE	ALLERGENS
8 fl. oz	<input type="checkbox"/> Contains: AllergenMilk

NUTRIENTS PER SERVING					
CALORIES	CARBOHYDRATES	PROTEIN	TOTAL FAT	CALCIUM	SODIUM
100 kcal	13 g	9 g	2.5 g	350 mg	110 mg

INGREDIENTS	SERVINGS 25	SERVINGS 50	SERVINGS 75	SERVINGS 100	PREPARATION STEP
1					WASH HANDS before beginning preparation & SANITIZE surfaces & equipment.
2					Portion according to serving size.
3					CCP -- Maintain <40F/4C.
4					Discard unused product.

Ham Ckd Bnls RS (RS Ham)

COOK TEMP	COOK-END TEMP	COOK METHOD	SERVING SIZE	ALLERGENS
325.0 °F	145 °F	Bake	3 Oz	<input type="checkbox"/> Contains: Pork & Products

NUTRIENTS PER SERVING					
CALORIES	CARBOHYDRATES	PROTEIN	TOTAL FAT	CALCIUM	SODIUM
100 kcal	4 g	13 g	3 g	0 mg	607 mg

INGREDIENTS	SERVINGS 25	SERVINGS 50	SERVINGS 75	SERVINGS 100	PREPARATION STEP
1					*WASH HANDS before beginning preparation & SANITIZE surfaces & equipment.
2					Prepare product as per package instructions.
3					Portion according to serving size.
4					CPP-Cook to internal temp of 145F/63C held for 15 sec.
5					CCP -- Maintain: Product held at >135F/57C Temperature should be taken every 2 hours during holding. *Maintaining at the proper temperature will present no food safety issue; long hot holding times can affect food quality.
6					Discard unused product.

Potato Sweet Mashed f/Cnd (Mashed Sweet Potatoes)



Health & Human Services



COOK TEMP	COOK METHOD	SERVING SIZE	ALLERGENS
350.0 °F	Bake	1/2 Cup	☐Contains: Cinnamon, AllergenSoy, Potatoes, Potatoes, Sweet, AllergenMilk

NUTRIENTS PER SERVING					
CALORIES	CARBOHYDRATES	PROTEIN	TOTAL FAT	CALCIUM	SODIUM
200 kcal	44 g	2 g	2 g	40 mg	70 mg

INGREDIENTS	SERVINGS 25	SERVINGS 50	SERVINGS 75	SERVINGS 100	INGREDIENT PREP	PREPARATION STEP
1 Potato, Sweet Syrup Cnd	1.5 no. 10 can	3 no. 10 can	4.5 no. 10 can	6 no. 10 can	Drained	WASH HANDS before beginning preparation. SANITIZE surfaces & equipment. Drain 1/2 of liquid from Potatoes and place Potatoes in mixer bowl. Add Margarine, Brown Sugar and Cinnamon to potatoes. Mash using whip attachment at low speed until there are no lumps.
Sugar, Brown Light	1/2 Cup	1 Cup	1 1/2 Cup	2 Cup		
2 Margarine, Solids	1/4 Cup	1/2 Cup	3/4 Cup	1 Cup	Melted	
Cinnamon, Ground	1/2 tsp	1 tsp	1 1/2 tsp	2 tsp		
3						Arrange mashed Potatoes in 12x20x2 pan(s). Steam to internal temperature of >140F.
4						CCP -- Cool: Product must reach 140F to 70F within 2 hrs and 70F to 40F within 4 hrs.
5						CCP -- Reheat: To internal temp of >165F for at least 15 sec within 1 hr - one time only.

Potato Sweet Mashed f/Cnd (Mashed Sweet Potatoes)



Health & Human Services



	INGREDIENTS	SERVINGS 25	SERVINGS 50	SERVINGS 75	SERVINGS 100	INGREDIENT PREP	PREPARATION STEP
6							NOTES: 8 lbs fresh = 1 #10 can Sweet Potatoes = 3 qts canned.
7							Cook Time: 50-60 min

Tomato Stewed f/Cnd (Stewed Tomatoes)

COOK TIME	COOK TEMP	COOK METHOD	SERVING SIZE	ALLERGENS
20 Min	0.0 °F	Saute	1/2 Cup	☐Contains: Tomato, Peppers Bell, Onion, Corn, Celery

NUTRIENTS PER SERVING					
CALORIES	CARBOHYDRATES	PROTEIN	TOTAL FAT	CALCIUM	SODIUM
45 kcal	11 g	2 g	0 g	50 mg	280 mg

INGREDIENTS	SERVINGS 25	SERVINGS 50	SERVINGS 75	SERVINGS 100	INGREDIENT PREP	PREPARATION STEP
1 Onion, Yellow Celery, Fresh Pepper, Green Fresh	3/4 Cup	1 2/3 Cup	2 1/2 Cup	3 1/3 Cup	Diced	WASH HANDS before beginning preparation & SANITIZE surfaces & equipment.
	3/4 Cup	1 2/3 Cup	2 1/2 Cup	3 1/3 Cup	Diced	
	3/4 Cup	1 2/3 Cup	2 1/2 Cup	3 1/3 Cup	Diced	
2 Cornstarch Tomato, Diced Cnd Sugar, Granulated Bulk Pepper, Black Ground	1/3 Cup	2/3 Cup	1.0 Cup	1 1/4 Cup		Saute Vegetables until tender.
	1 no. 10 can	2 no. 10 can	3 no. 10 can	4 no. 10 can		
	2 Tbsp	1/4 Cup	1/3 Cup	1/2 Cup		
	3/4 tsp	1 3/4 tsp	2 1/2 tsp	1 Tbsp		

Tomato Stewed f/Cnd (Stewed Tomatoes)

	INGREDIENTS	SERVINGS 25	SERVINGS 50	SERVINGS 75	SERVINGS 100	INGREDIENT PREP	PREPARATION STEP
3							Add cornstarch to small amount of juice from tomatoes; make paste. Combine tomatoes with seasonings and heat to boiling. Add cornstarch paste; stirring constantly cook until thick and clear.
4							CCP -- Maintain: Product held at >135F/57C Temperature should be taken every 2 hours during holding. *Maintaining at the proper temperature will present no food safety issue; long hot holding times can affect food quality.
5							CCP -- Cool: Product must reach 135F/57C to 70F/21C within 2 hrs and 70F/21C to 40F/4C within 4 hrs.
6							CCP -- Reheat: To internal temperature of 165F/74C held for at least 15 seconds.

Banana Whole Fresh (Banana)



SERVING SIZE	ALLERGENS
1 each	<input type="checkbox"/> Contains: Bananas

NUTRIENTS PER SERVING					
CALORIES	CARBOHYDRATES	PROTEIN	TOTAL FAT	CALCIUM	SODIUM
100 kcal	26 g	2 g	0 g	10 mg	5 mg

INGREDIENTS	SERVINGS 25	SERVINGS 50	SERVINGS 75	SERVINGS 100	PREPARATION STEP
1					WASH HANDS before beginning preparation & SANITIZE surfaces & equipment.
2					Portion according to serving size.
3					Discard unused product.

Banana Whole Fresh (Banana)



Milk 1% 8 flz PC (1% Milk)

SERVING SIZE	ALLERGENS
8 fl. oz	<input type="checkbox"/> Contains: AllergenMilk

NUTRIENTS PER SERVING					
CALORIES	CARBOHYDRATES	PROTEIN	TOTAL FAT	CALCIUM	SODIUM
100 kcal	13 g	9 g	2.5 g	350 mg	110 mg

INGREDIENTS	SERVINGS 25	SERVINGS 50	SERVINGS 75	SERVINGS 100	PREPARATION STEP
1					WASH HANDS before beginning preparation & SANITIZE surfaces & equipment.
2					Portion according to serving size.
3					CCP -- Maintain <40F/4C.
4					Discard unused product.

Lettuce Tomato Tossed Salad f/Mix (Lettuce & Tomato Salad)



Health & Human Services



COOK METHOD	SERVING SIZE	ALLERGENS
Chill	1 Cup	<input type="checkbox"/> Contains: Tomato

NUTRIENTS PER SERVING					
CALORIES	CARBOHYDRATES	PROTEIN	TOTAL FAT	CALCIUM	SODIUM
15 kcal	4 g	1 g	0 g	20 mg	10 mg

INGREDIENTS	SERVINGS 25	SERVINGS 50	SERVINGS 75	SERVINGS 100	INGREDIENT PREP	PREPARATION STEP
1						WASH HANDS before beginning preparation & SANITIZE surfaces & equipment.
2						WASH ALL PRODUCE under cool, running water. Drain well.
3 Tomato, Fresh	3.13 each	6.25 each	9.38 each	12.5 each	Diced	Remove stem end of tomato and dice. Chill until ready to serve.
4 Lettuce Mix, Salad	4 lb 11 Oz	9 lb 6 Oz	14 lb 1 Oz	18 lb 12 Oz		Portion 1 cup lettuce into each individual serving bowl. Sprinkle 1 Tablespoon tomatoes over each salad. Serve desired dressing separately.
5						CCP -- Maintain <40F/4C; discard unused product.

Ravioli Cheese w/Sauce f/RTC (Cheese Ravioli & Sauce)



COOK TIME	COOK TEMP	COOK-END TEMP	COOK METHOD	SERVING SIZE	ALLERGENS
20 Min	325.0 °F	145 °F	Cook	1 Cup	☐ Contains: Onion, Carrots, Tomato, AllergenMilk, AllergenWheat, AllergenSoy, Garlic

NUTRIENTS PER SERVING						
CALORIES	CARBOHYDRATES		PROTEIN	TOTAL FAT	CALCIUM	SODIUM
490 kcal	70 g		23 g	14 g	400 mg	1000 mg

INGREDIENTS	SERVINGS 25	SERVINGS 50	SERVINGS 75	SERVINGS 100	INGREDIENT PREP	PREPARATION STEP
1 Onion, Yellow	1/2 Cup	1.0 Cup	1 1/3 Cup	1 3/4 Cup	Minced	WASH HANDS before beginning preparation & SANITIZE surfaces & equipment.
Carrot, Fresh	1/3 Cup	3/4 Cup	1 1/8 Cup	1 1/2 Cup	Minced	
Oil, Vegetable	1 Tbsp	2 Tbsp	3 Tbsp	1/4 Cup		
Pepper, Black Ground	1/2 tsp	1 tsp	1 1/2 tsp	2 tsp		
Garlic, Powder	1/4 tsp	1/2 tsp	1/2 tsp	3/4 tsp		
Tomato, Diced Cnd	1 Qt	2 Qt	3 Qt	1 Gal		
Sauce, Marinara	1 1/2 Qt	3 Qt	1 Gal 1 Cup	1 Gal 3 Cup		
2 Water, Tap	1 Gal 2 Cup	2 Gal 5 Cup	4 Gal 1 Cup	5 Gal 3 Cup		Prepare Sauce: Saute onions and carrots in oil until the onions are soft. Add pepper, garlic, tomatoes and marinara sauce; cook uncovered, for 20 min stirring often.
Ravioli, Cheese No Sauce Frz	7 lb 3 Oz	14 lb 6 Oz	21 lb 9 Oz	28 lb 12 Oz		

Ravioli Cheese w/Sauce f/RTC (Cheese Ravioli & Sauce)



Health & Human Services



	INGREDIENTS	SERVINGS 25	SERVINGS 50	SERVINGS 75	SERVINGS 100	INGREDIENT PREP	PREPARATION STEP
3	Cheese, Mozzarella Shredded	14 Oz	1 lb 12 Oz	2 lb 10 Oz	3 lb 8 Oz		Bring water to a boil. Drop in frozen pasta and cook until done, about 8 min. DO NOT OVERCOOK.
4							Drain water from cooked ravioli. Put ravioli in shallow baking dish. Pour sauce over pasta. Grate cheese over cauce in baking dish.
5							Bake until cheese melts; about 15-20 min.
6							For Milk & Cheese or non-hazardous items: Cook to internal temp of 145F/62C held for 15 sec.
7							CCP -- Maintain: Product held at >135F/57C Temperature should be taken every 2 hours during holding. *Maintaining at the proper temperature will present no food safety issue; long hot holding times can affect food quality.
8							CCP -- Cool: Product must reach 135F/57C to 70F/21C within 2 hrs and 70F/21C to 40F/4C within 4 hrs.
9							CCP -- Reheat: To internal temperature of 165F/74C held for at least 15 seconds.

Spinach w/Garlic Butter (Spinach with Garlic Butter)




COOK TEMP	COOK METHOD	SERVING UTENSIL	SERVING SIZE	ALLERGENS
350.0 °F	Cook	Slotted Spoon	1/2 Cup	☐Contains: AllergenMilk, Garlic, Spinach

NUTRIENTS PER SERVING					
CALORIES	CARBOHYDRATES	PROTEIN	TOTAL FAT	CALCIUM	SODIUM
45 kcal	4 g	3 g	3.5 g	100 mg	125 mg

INGREDIENTS	SERVINGS 25	SERVINGS 50	SERVINGS 75	SERVINGS 100	INGREDIENT PREP	PREPARATION STEP
1 Spread Garlic Butter	3 Oz	6 Oz	9 Oz	12 Oz	Prepared	WASH HANDS before beginning preparation & SANITIZE surfaces & equipment.
Spinach, Fresh	4 lb 8 Oz	9 lb	13 lb 8 Oz	18 lb	Trimmed	
2 Salt, Iodized	1/2 tsp	3/4 tsp	1 1/8 tsp	1 1/2 tsp		Prepare Garlic Butter per separate recipe. Blanch Spinach in hot Water for 2 minutes. Drain and place in ice water bath immediately to cool. Drain thoroughly; squeeze out any remaining liquid.
Pepper, Black Ground	1/2 tsp	3/4 tsp	1 1/8 tsp	1 1/2 tsp		
3						Place Spinach in pan(s). Sprinkle with Salt and Pepper. Dot with Garlic Butter. Cover and Bake at 350F for 10-15 minutes.
4						CCP -- Maintain: Product held at >135F/57C Temperature should be taken every 2 hours during holding. *Maintaining at the proper temperature will present no food safety issue; long hot holding times can affect food quality.

Spinach w/Garlic Butter (Spinach with Garlic Butter)



	INGREDIENTS	SERVINGS 25	SERVINGS 50	SERVINGS 75	SERVINGS 100	INGREDIENT PREP	PREPARATION STEP
5							CCP -- Cool: Product must reach 135F/57C to 70F/21C within 2 hrs and 70F/21C to 40F/4C within 4 hrs.
6							CCP -- Reheat: To internal temperature of 165F/74C held for at least 15 seconds.

Spread Garlic Butter (Garlic Butter Spread)

COOK METHOD	SERVING SIZE	ALLERGENS
Mix & Chill	1 Oz	☐Contains: AllergenMilk, Garlic

NUTRIENTS PER SERVING					
CALORIES	CARBOHYDRATES	PROTEIN	TOTAL FAT	CALCIUM	SODIUM
220 kcal	0 g	0 g	25 g	20 mg	200 mg

INGREDIENTS	SERVINGS 25	SERVINGS 50	SERVINGS 75	SERVINGS 100	INGREDIENT PREP	PREPARATION STEP
1						WASH HANDS before beginning preparation & SANITIZE surfaces & equipment.
2	Butter, Unsalted Bulk	1 lb 11 Oz	3 lb 5 Oz	5 lb	6 lb 11 Oz	Blend Butter with a mixer 10 minutes until light and fluffy.
3	Garlic, Whole Fresh	2 Tbsp 2 tsp	1/3 Cup	1/2 Cup	2/3 Cup	Minced Add Garlic and blend for 1 minute. Add Thyme and blend for 1 minute. Add Parsley and blend for 5 minutes until mixed thoroughly.
	Thyme, Ground	1 1/4 tsp	3 tsp	1 Tbsp 1 tsp	1 Tbsp 2 tsp	
	Parsley, Fresh	1 Tbsp 1 tsp	2 Tbsp 2 tsp	1/4 Cup	1/3 Cup	
4						CCP -- Maintain <40F/4C; discard unused product.

Peaches Spiced Slices Hot Cold f/Cnd (Spiced Peaches)



Health & Human Services



COOK METHOD	SERVING SIZE	ALLERGENS
Boil	1/2 Cup	☐Contains: Corn, Cinnamon, AllergenSoy, AllergenMilk, Peach

NUTRIENTS PER SERVING					
CALORIES	CARBOHYDRATES	PROTEIN	TOTAL FAT	CALCIUM	SODIUM
130 kcal	31 g	1 g	1 g	10 mg	15 mg

INGREDIENTS	SERVINGS 25	SERVINGS 50	SERVINGS 75	SERVINGS 100	PREPARATION STEP
1					WASH HANDS before beginning preparation & SANITIZE surfaces & equipment.
2 Peaches, Sliced JcPk	3 Qt	1 Gal 3 Cup	2 Gal 2 Cup	3 Gal	Drain fruit and reserve liquid. Measure drained liquid and water to make 2 quarts of liquid per 50 servings. Bring 3/4 of the total liquid to boiling point.
3 Cornstarch	1.0 Cup	1 3/4 Cup	2 2/3 Cup	3 1/2 Cup	Mix remaining 1/4 of liquid with cornstarch and add gradually to hot liquid, while stirring with a wire whip. Cook until thick and clear.
4 Cinnamon, Ground	1 1/2 tsp	1 Tbsp	1 Tbsp 2 tsp	2 Tbsp	While still hot, add sugar, margarine and spices. Mix thoroughly and bring to boiling point.
Cloves, Ground	1/2 tsp	1 tsp	1 1/2 tsp	2 tsp	
Sugar, Granulated Bulk	1 1/2 Cup	3 Cup	1 1/8 Qt	1 1/2 Qt	
Margarine, Solids	1 Oz	2 Oz	3 Oz	4 Oz	
Nutmeg, Ground	1 tsp	2 tsp	1 Tbsp	1 Tbsp 1 tsp	

Peaches Spiced Slices Hot Cold f/Cnd (Spiced Peaches)



Health & Human Services



	INGREDIENTS	SERVINGS 25	SERVINGS 50	SERVINGS 75	SERVINGS 100	PREPARATION STEP
5						Carefully add drained fruit and mix carefully to avoid breaking or mashing fruit.
6						Serve warm
7						CCP -- Maintain: Product held at >135F/57C Temperature should be taken every 2 hours during holding. *Maintaining at the proper temperature will present no food safety issue; long hot holding times can affect food quality.
8						Discard unused product.
9						Note: If serving cold: Quick-chill after Step 5 and chill until served.


Milk 1% 8 flz PC (1% Milk)

SERVING SIZE	ALLERGENS
8 fl. oz	<input type="checkbox"/> Contains: AllergenMilk

NUTRIENTS PER SERVING					
CALORIES	CARBOHYDRATES	PROTEIN	TOTAL FAT	CALCIUM	SODIUM
100 kcal	13 g	9 g	2.5 g	350 mg	110 mg

INGREDIENTS	SERVINGS 25	SERVINGS 50	SERVINGS 75	SERVINGS 100	PREPARATION STEP
1					WASH HANDS before beginning preparation & SANITIZE surfaces & equipment.
2					Portion according to serving size.
3					CCP -- Maintain <40F/4C.
4					Discard unused product.

Meatballs Swedish w/Sauce (Swedish Meatballs)




COOK TIME	COOK TEMP	COOK-END TEMP	COOK METHOD	SERVING SIZE	ALLERGENS
60 Min	325.0 °F	160 °F	Bake	3 each	☐Contains: Potatoes, AllergenWheat, Beef, Onion, Garlic, AllergenMilk

NUTRIENTS PER SERVING						
CALORIES	CARBOHYDRATES		PROTEIN	TOTAL FAT	CALCIUM	SODIUM
290 kcal	17 g		18 g	17 g	125 mg	350 mg


INGREDIENTS	SERVINGS 25	SERVINGS 50	SERVINGS 75	SERVINGS 100	INGREDIENT PREP	PREPARATION STEP
1						WASH HANDS before beginning preparation & SANITIZE surfaces & equipment.
2	Bread White 1 lb	2 lb	3 lb	4 lb		Soak bread in milk for 1 hr.
	Milk, 2% Bulk 2 Cup	1 Qt	1 1/2 Qt	2 Qt		
3	Beef, Ground 80-85/20-15 Raw 6 lb	12 lb	18 lb	24 lb		Combine meat, potatoes, onion and seasonings in mixer bowl. Refrigerate until ready to cook.
	Potato, Russet/Baking Fresh 8 Oz	1 lb	1 lb 8 Oz	2 lb	Grated Fine	
	Onion, Yellow 1/4 Cup	1/2 Cup	3/4 Cup	1 Cup	Chopped Fine	
	Garlic, Powder 3/4 tsp	1 1/2 tsp	2 1/4 tsp	1 Tbsp		
4						Make Meatballs: Add bread to meat mixture. Mix to blend, do not overmix. Working 1/4 cup at a time, shape meat-bread mixture into balls. Place on baking pan(s) in a single layer. Bake 400F/204C to brown. Transfer to steamtable pans, reserving drippings.

Meatballs Swedish w/Sauce (Swedish Meatballs)



	INGREDIENTS	SERVINGS 25	SERVINGS 50	SERVINGS 75	SERVINGS 100	INGREDIENT PREP	PREPARATION STEP
5	Salt, Iodized	2.0 tsp	1 Tbsp 1 tsp	1 Tbsp 3 tsp	2 Tbsp 2 tsp		Gravy: Whisk flour into meat drippings and blend. Add salt and pepper. Add milk gradually, stirring constantly. Cook until smooth and thickened.
	Pepper, Black Ground	1 tsp	2 tsp	1 Tbsp	1 Tbsp 1 tsp		
	Flour, All Purpose	3/4 Cup	1 1/2 Cup	2 1/4 Cup	3 Cup		
	Milk, 2% Bulk	1 Qt	2 Qt	3 Qt	1 Gal		
6							Pour gravy over meatballs. Bake at 325F/162C, approximately 1 hr.
7							For Ground Meat (Beef, Pork, Veal, Lamb) and Meat Mixtures: Cook to internal temp of 160F/71C held for 3 minutes.
8							CCP -- Maintain: Product held at >135F/57C Temperature should be taken every 2 hours during holding. *Maintaining at the proper temperature will present no food safety issue; long hot holding times can affect food quality.
9							CCP -- Cool: Product must reach 135F/57C to 70F/21C within 2 hrs and 70F/21C to 40F/4C within 4 hrs.
10							CCP -- Reheat: To internal temperature of 165F/74C held for at least 15 seconds.

Noodles Parslied (Parslied Noodles)



COOK TEMP	COOK METHOD	SERVING SIZE	ALLERGENS
0.0 °F	Boil	1/2 Cup	☐Contains: AllergenWheat, AllergenEggs, AllergenSoy, AllergenMilk

NUTRIENTS PER SERVING					
CALORIES	CARBOHYDRATES	PROTEIN	TOTAL FAT	CALCIUM	SODIUM
120 kcal	20 g	4 g	3 g	20 mg	125 mg

INGREDIENTS	SERVINGS 25	SERVINGS 50	SERVINGS 75	SERVINGS 100	INGREDIENT PREP	PREPARATION STEP	
1	Noodles, Egg Dry	1 lb 8 Oz	3 lb	4 lb 8 Oz	6 lb	WASH HANDS before beginning preparation & SANITIZE surfaces & equipment.	
	Water, Tap	1 Gal 3 Cup	3 Gal	4 Gal 3 Cup	6 Gal		
	Salt, Iodized	1 tsp	2 tsp	1 Tbsp	1 Tbsp 1 tsp		
2	Margarine, Solids	1/4 Cup	1/2 Cup	3/4 Cup	1 Cup	Melted	Bring water to a boil.
	Parsley, Dried	1/4 Cup	1/2 Cup	3/4 Cup	1 Cup		
3						Add pasta gradually while stirring. Reheat to boiling temp. Cook uncovered at a fast boil until tender, about 10 min. Test for doneness. Noodles should still be firm to the bite. Stir occasionally to help prevent sticking. Drain.	
4						Stir in margarine and seasonings.	

Noodles Parslied (Parslied Noodles)

	INGREDIENTS	SERVINGS 25	SERVINGS 50	SERVINGS 75	SERVINGS 100	INGREDIENT PREP	PREPARATION STEP
5							CCP -- Maintain: Product held at >135F/57C Temperature should be taken every 2 hours during holding. *Maintaining at the proper temperature will present no food safety issue; long hot holding times can affect food quality.
6							CCP -- Cool: Product must reach 135F/57C to 70F/21C within 2 hrs and 70F/21C to 40F/4C within 4 hrs.
7							CCP -- Reheat: To internal temperature of 165F/74C held for at least 15 seconds.


Carrot Dilled f/Frz Bias (Seasoned Carrots)

COOK METHOD	SERVING SIZE	ALLERGENS
Steam	1/2 Cup	☐Contains: AllergenMilk, Carrots, AllergenSoy

NUTRIENTS PER SERVING					
CALORIES	CARBOHYDRATES	PROTEIN	TOTAL FAT	CALCIUM	SODIUM
50 kcal	8 g	1 g	2.5 g	40 mg	70 mg

INGREDIENTS	SERVINGS 25	SERVINGS 50	SERVINGS 75	SERVINGS 100	INGREDIENT PREP	PREPARATION STEP
1						WASH HANDS before beginning preparation & SANITIZE surfaces & equipment.
2	Carrot, Bias Cut Orange Frz	5 lb	10 lb	15 lb	20 lb	Steam or boil vegetables until tender. Add seasoning and mix well.
	Margarine, Solids	1/4 Cup	1/2 Cup	3/4 Cup	1 Cup	
	Dill, Weed Dried	1 tsp	2 tsp	1 Tbsp	1 Tbsp 1 tsp Crushed	
3						CCP -- Maintain: Product held at >135F/57C Temperature should be taken every 2 hours during holding. *Maintaining at the proper temperature will present no food safety issue; long hot holding times can affect food quality.
4						CCP -- Cool: Product must reach 135F/57C to 70F/21C within 2 hrs and 70F/21C to 40F/4C within 4 hrs.
5						CCP -- Reheat: To internal temperature of 165F/74C held for at least 15 seconds.

Apple Scalloped Hmd f/Frz (Scalloped Apples)



COOK METHOD	SERVING SIZE	ALLERGENS
Cook	1/2 Cup	☐Contains: Cinnamon, AllergenMilk, Apples, AllergenSoy

NUTRIENTS PER SERVING					
CALORIES	CARBOHYDRATES	PROTEIN	TOTAL FAT	CALCIUM	SODIUM
90 kcal	15 g	0 g	4 g	10 mg	60 mg

INGREDIENTS	SERVINGS 25	SERVINGS 50	SERVINGS 75	SERVINGS 100	PREPARATION STEP	
1					WASH HANDS before beginning preparation & SANITIZE surfaces & equipment.	
2	Salt, Iodized	1/4 tsp	1/2 tsp	3/4 tsp	1 tsp	Combine undrained fruit and seasonings. Cook off 3/4 Liquid and apples until tenser or minimum internal temp of >135F/57C held for 15sec.
	Cinnamon, Ground	1 1/2 tsp	1 Tbsp	1 Tbsp 2 tsp	2 Tbsp	
	Margarine, Solids	1/2 Cup	1 Cup	1 1/2 Cup	2 Cup	
	Apple Slices, Frz	3 1/2 Qt	1 Gal 5 Cup	2 Gal 4 Cup	3 Gal 3 Cup	
	Sugar, Granulated Bulk	3/4 Cup	1 1/2 Cup	2 1/4 Cup	3 Cup	
3					CCP -- Maintain: Product held at >135F/57C Temperature should be taken every 2 hours during holding. *Maintaining at the proper temperature will present no food safety issue; long hot holding times can affect food quality.	

Apple Scalloped Hmd f/Frz (Scalloped Apples)



	INGREDIENTS	SERVINGS 25	SERVINGS 50	SERVINGS 75	SERVINGS 100	PREPARATION STEP
4						Optional: To serve cool, maintain <40F/4C.
5						NOTES: Can add thin slices of lemon. Peaches/pears may be substituted for apples.


Milk 1% 8 flz PC (1% Milk)

SERVING SIZE	ALLERGENS
8 fl. oz	<input type="checkbox"/> Contains: AllergenMilk

NUTRIENTS PER SERVING					
CALORIES	CARBOHYDRATES	PROTEIN	TOTAL FAT	CALCIUM	SODIUM
100 kcal	13 g	9 g	2.5 g	350 mg	110 mg

INGREDIENTS	SERVINGS 25	SERVINGS 50	SERVINGS 75	SERVINGS 100	PREPARATION STEP
1					WASH HANDS before beginning preparation & SANITIZE surfaces & equipment.
2					Portion according to serving size.
3					CCP -- Maintain <40F/4C.
4					Discard unused product.

Beef Kabobs Marinated (Marinated Beef Kabob)




COOK TEMP	COOK METHOD	SERVING SIZE	ALLERGENS
350.0 °F	Bake	1 each	☐Contains: Beef, AllergenWheat, AllergenSoy, Peppers Bell, Tomato, Onion, Citrus, Garlic, Lemon, Mustard, Mushroom, AllergenFish, AllergenSulphites

NUTRIENTS PER SERVING					
CALORIES	CARBOHYDRATES	PROTEIN	TOTAL FAT	CALCIUM	SODIUM
250 kcal	7 g	21 g	16 g	40 mg	470 mg

INGREDIENTS	SERVINGS 25	SERVINGS 50	SERVINGS 75	SERVINGS 100	INGREDIENT PREP	PREPARATION STEP
1 Marinade Beef	1 Qt	2 Qt	3 Qt	1 Gal		WASH HANDS before beginning preparation & SANITIZE surfaces & equipment. Prepare Meat Marinade per separate recipe. Pour 3/4 of the Marinade over Beef Cubes. Refrigerate at <40F/4C overnight. Drain. Soak skewers in Water overnight if wooden skewers are used.
Beef, Steak Sirloin 6z	5 lb 12 Oz	11 lb 8 Oz	17 lb 4 Oz	23 lb	Cubed	
2 Pepper, Green Fresh	13 Oz	1 lb 10 Oz	2 lb 7 Oz	3 lb 4 Oz	Cut 3/4" Pieces	Wash & trim Vegetables, as appropriate. Place ingredients on each skewer in the following order: Green Pepper, Beef Cube, Onion Wedge, Green Pepper, Beef Cube, Onion Wedge, Mushroom, Beef Cube, and end with a Cherry Tomato.
Onion, Yellow	1 lb 8 Oz	3 lb	4 lb 8 Oz	6 lb	Cut into Wedges	
Mushrooms, Fresh	12 Oz	1 lb 8 Oz	2 lb 4 Oz	3 lb		
Tomato, Cherry Fresh	1 lb	2 lb	3 lb	4 lb		

Beef Kabobs Marinated (Marinated Beef Kabob)



	INGREDIENTS	SERVINGS 25	SERVINGS 50	SERVINGS 75	SERVINGS 100	INGREDIENT PREP	PREPARATION STEP
3							Brush Kabobs with reserved Marinade. Bake to *internal temperature of >145F/63C held for at least 15 seconds.
4							CCP -- Maintain >140F/60C. Temperature should be taken every 2 hours during holding. *Maintaining at the proper temperature will present no food safety issue; long hot holding times can affect food quality. Refer to local or regional public health regulations for specific times. CCP -- Cool: Product must reach 140F/60C to 70F/21C within 2 hrs and 70F/21C to 40F/4C within 4 hrs. CCP -- Reheat: To internal temp of 165F/74C held 15 sec within 2 hrs - one time only.
5							Cook Time: 15-20 min

Marinade Beef (Beef Marinade)

COOK METHOD	SERVING SIZE	ALLERGENS
Make	1 fl. oz	☐Contains: AllergenWheat, AllergenSoy, Citrus, Garlic, Lemon, Mustard, AllergenSulphites, AllergenFish


NUTRIENTS PER SERVING					
CALORIES	CARBOHYDRATES	PROTEIN	TOTAL FAT	CALCIUM	SODIUM
90 kcal	2 g	1 g	9 g	10 mg	330 mg

INGREDIENTS	SERVINGS 25	SERVINGS 50	SERVINGS 75	SERVINGS 100	PREPARATION STEP	
1	Sauce, Soy Bulk LS	1/2 Cup	1 Cup	1 1/2 Cup	2 Cup	WASH HANDS before beginning preparation & SANITIZE surfaces & equipment.
	Oil, Vegetable	1.0 Cup	2 1/8 Cup	3 1/4 Cup	1 1/8 Qt	
	Wine, Burgundy	3 Tbsp	1/3 Cup	1/2 Cup	3/4 Cup	
	Sauce, Worcestershire	3 Tbsp	1/3 Cup	1/2 Cup	3/4 Cup	
	Mustard, Powder	1 1/2 tsp	1 Tbsp	1 Tbsp 2 tsp	2 Tbsp	
	Salt, Iodized	1 1/8 tsp	2 1/4 tsp	1 Tbsp	1 Tbsp 2 tsp	
	Pepper, Black Ground	1/2 tsp	3/4 tsp	1 1/8 tsp	1 1/2 tsp	
	Parsley, Dried	1 Tbsp	2 Tbsp	3 Tbsp 1 tsp	1/4 Cup	
	Vinegar, Wine White	1/4 Cup	1/2 Cup	3/4 Cup	1 Cup	
	Water, Tap	1/4 Cup	1/2 Cup	3/4 Cup	1 Cup	
	Garlic, Powder	2 Tbsp	1/4 Cup	1/3 Cup	1/2 Cup	
Juice, Lemon RTS	1/2 Cup	1 Cup	1 1/2 Cup	2 Cup		

Marinade Beef (Beef Marinade)

	INGREDIENTS	SERVINGS 25	SERVINGS 50	SERVINGS 75	SERVINGS 100	PREPARATION STEP
2						Combine all Ingredients until well blended. CCP- Refrigerate at <40F/4C. Use within 3 days.
3						CCP -- Maintain <40F/4C; discard unused product.

Rice Pilaf Wild f/Rice Blend (Wild Rice Pilaf)



COOK TIME	COOK METHOD	SERVING SIZE	ALLERGENS
35 Min	Simmer	1/2 Cup	☐Contains: Peppers Bell, Carrots, Onion, AllergenSoy, AllergenMilk, Rice, Celery

NUTRIENTS PER SERVING					
CALORIES	CARBOHYDRATES	PROTEIN	TOTAL FAT	CALCIUM	SODIUM
170 kcal	33 g	4 g	2.5 g	40 mg	25 mg

INGREDIENTS	SERVINGS 25	SERVINGS 50	SERVINGS 75	SERVINGS 100	INGREDIENT PREP	PREPARATION STEP
1						WASH HANDS before beginning preparation & SANITIZE surfaces & equipment.
2	Margarine, Solids 1/4 Cup	1/2 Cup	3/4 Cup	1 Cup		In a large sauce pan, heat margarine until melted. Stir in rice blend and heat until beginning to toast.
	Rice, Wild & Long Grain Blend 2 lb 2 Oz	4 lb 4 Oz	6 lb 6 Oz	8 lb 8 Oz		
3	Onion, Yellow 4 Oz	7.5 Oz	11.5 Oz	15 Oz	Diced	Add onion, celery, and carrot. Saute over medium-low heat until onion is translucent. Stir frequently to avoid burning rice.
	Celery, Fresh 4 Oz	7.5 Oz	11.5 Oz	15 Oz	Diced	
	Carrot, Fresh 4 Oz	7.5 Oz	11.5 Oz	15 Oz	Diced	
4	Water, Tap 1 1/2 Qt	2 3/4 Qt	1 Gal	1 Gal 2 Cup		Add enough water to cook rice according to package instructions. Simmer rice for 25-30 min or until rice is tender and liquid is absorbed. CCP -- Cook to *internal temp of 145F/62C held for 15 sec. Add more water if necessary to cook rice until tender.
5	Pepper, Red Fresh 4 Oz	7.5 Oz	11.5 Oz	15 Oz	Diced	Stir in peppers and parsley.

Rice Pilaf Wild f/Rice Blend (Wild Rice Pilaf)

	INGREDIENTS	SERVINGS 25	SERVINGS 50	SERVINGS 75	SERVINGS 100	INGREDIENT PREP	PREPARATION STEP
	Parsley, Fresh	1.0 Cup	1 3/4 Cup	2 2/3 Cup	3 1/2 Cup	Chopped	
6							CCP - Maintain >135F/57C for only 4 hrs.
7							CCP - Cool: Product must reach 135F to 70F within 2 hrs and 70F to 40F within 4 hrs.
8							CCP - Reheat: To internal temp of 165F held 15 sec within 1 hr - one time only.

Vegetable Mix Broccoli Normandy f/Frz (Broccoli Normandy)



Health & Human Services



COOK METHOD	SERVING SIZE	ALLERGENS
Steam	1/2 Cup	☐Contains: Carrots, AllergenSoy, Broccoli, Cauliflower, AllergenMilk

NUTRIENTS PER SERVING					
CALORIES	CARBOHYDRATES	PROTEIN	TOTAL FAT	CALCIUM	SODIUM
50 kcal	7 g	3 g	2 g	40 mg	55 mg

INGREDIENTS	SERVINGS 25	SERVINGS 50	SERVINGS 75	SERVINGS 100	PREPARATION STEP
1 Vegetable Mix, Broc Normandy Frz	5 lb	10 lb	15 lb	20 lb	WASH HANDS before beginning preparation & SANITIZE surfaces & equipment.
Margarine, Solids	1/4 Cup	1/2 Cup	3/4 Cup	1 Cup	
Paprika	1 tsp	2 tsp	1 Tbsp	1 Tbsp 1 tsp	
2					Steam or boil Vegetables until tender. Add Seasoning and mix well.
3					CCP -- Maintain: Product held at >135F/57C Temperature should be taken every 2 hours during holding. *Maintaining at the proper temperature will present no food safety issue; long hot holding times can affect food quality.
4					CCP -- Cool: Product must reach 135F/57C to 70F/21C within 2 hrs and 70F/21C to 40F/4C within 4 hrs.
5					CCP -- Reheat: To internal temperature of 165F/74C held for at least 15 seconds.

Orange Pineapple & Banana (Oranges, Pineapples & Bananas)



Health & Human Services



COOK METHOD	SERVING SIZE	ALLERGENS
Chill	1/2 Cup	☐Contains: Pineapple, Citrus, Bananas, Orange

NUTRIENTS PER SERVING					
CALORIES	CARBOHYDRATES	PROTEIN	TOTAL FAT	CALCIUM	SODIUM
70 kcal	19 g	1 g	0 g	20 mg	5 mg

INGREDIENTS	SERVINGS 25	SERVINGS 50	SERVINGS 75	SERVINGS 100	INGREDIENT PREP	PREPARATION STEP
1 Orange, Mandarin JcPk	0.42 no. 10 can	0.83 no. 10 can	1.25 no. 10 can	1.67 no. 10 can		WASH HANDS before beginning preparation. SANITIZE surfaces & equipment. Pour undrained Mandarin Oranges into undrained Pineapple. Mix gently. Fold in sliced Bananas. Portion with slotted spoon. Chill <40F.
1 Pineapple, Chunks JcPk	1 1/4 Qt	2 1/2 Qt	3 3/4 Qt	1 Gal 2 Cup		
Banana Whole Fresh	2 lb 1 Oz	4 lb 3 Oz	6 lb 4 Oz	8 lb 5 Oz	Sliced	
2						CCP -- Keep chilled at 40F.

Banana Whole Fresh (Banana)




SERVING SIZE	ALLERGENS
1 each	<input type="checkbox"/> Contains: Bananas

NUTRIENTS PER SERVING					
CALORIES	CARBOHYDRATES	PROTEIN	TOTAL FAT	CALCIUM	SODIUM
100 kcal	26 g	2 g	0 g	10 mg	5 mg

INGREDIENTS	SERVINGS 25	SERVINGS 50	SERVINGS 75	SERVINGS 100	PREPARATION STEP
1					WASH HANDS before beginning preparation & SANITIZE surfaces & equipment.
2					Portion according to serving size.
3					Discard unused product.

Banana Whole Fresh (Banana)



Milk 1% 8 flz PC (1% Milk)

SERVING SIZE	ALLERGENS
8 fl. oz	<input type="checkbox"/> Contains: AllergenMilk

NUTRIENTS PER SERVING					
CALORIES	CARBOHYDRATES	PROTEIN	TOTAL FAT	CALCIUM	SODIUM
100 kcal	13 g	9 g	2.5 g	350 mg	110 mg

INGREDIENTS	SERVINGS 25	SERVINGS 50	SERVINGS 75	SERVINGS 100	PREPARATION STEP
1					WASH HANDS before beginning preparation & SANITIZE surfaces & equipment.
2					Portion according to serving size.
3					CCP -- Maintain <40F/4C.
4					Discard unused product.

Soup Ham & Bean Hmd f/Cnd Beans (Ham & Bean Soup)



COOK TEMP	COOK METHOD	SERVING SIZE	ALLERGENS
0.0 °F	Simmer	6 fl. oz	☐ Contains: Celery, Pork & Products, Beans/Legumes, Onion

NUTRIENTS PER SERVING					
CALORIES	CARBOHYDRATES	PROTEIN	TOTAL FAT	CALCIUM	SODIUM
160 kcal	17 g	15 g	4 g	50 mg	850 mg

INGREDIENTS	SERVINGS 25	SERVINGS 50	SERVINGS 75	SERVINGS 100	INGREDIENT PREP	PREPARATION STEP	
1						WASH HANDS before beginning preparation & SANITIZE surfaces & equipment.	
2	Beans, Navy Cnd	0.63 no. 10 can	1.25 no. 10 can	1.88 no. 10 can	2.5 no. 10 can	Preprep: Dice Onions and Celery. Cube Ham in small pieces. Combine all ingredients and simmer 50-80 min to *internal temp >165F for 15 sec.	
	Water, Tap	2 1/2 Qt	1 Gal 2 Cup	1 Gal 5 Cup	2 Gal 3 Cup		
3	Ham, Buffet Flat Bnls	2 lb 8 Oz	5 lb	7 lb 8 Oz	10 lb	Cubed	Cube cooked Ham. Add to above.
4	Onion, Yellow	1/4 Cup	1/2 Cup	3/4 Cup	1 Cup	Diced	Add remaining ingredients to above and simmer for 1-1 1/2 hrs or until Beans are tender.
	Celery, Fresh	1/2 Cup	1 Cup	1 1/2 Cup	2 Cup	Chopped	
	Pepper, Black Ground	1 1/2 tsp	1 Tbsp	1 Tbsp 2 tsp	2 Tbsp		

Soup Ham & Bean Hmd f/Cnd Beans (Ham & Bean Soup)




Health & Human Services



	INGREDIENTS	SERVINGS 25	SERVINGS 50	SERVINGS 75	SERVINGS 100	INGREDIENT PREP	PREPARATION STEP
5							CCP -- Maintain: Product held at >135F/57C Temperature should be taken every 2 hours during holding. *Maintaining at the proper temperature will present no food safety issue; long hot holding times can affect food quality.
6							CCP -- Cool: Product must reach 135F/57C to 70F/21C within 2 hrs and 70F/21C to 40F/4C within 4 hrs.
7							CCP -- Reheat: To internal temperature of 165F/74C held for at least 15 seconds.

Greens Collard f/Frz (Collard Greens)



COOK METHOD	SERVING SIZE	ALLERGENS
Boil	1/2 Cup	☐Contains: AllergenSoy, Celery, Garlic, Onion, Tomato, AllergenMilk, Carrots, Corn


NUTRIENTS PER SERVING					
CALORIES	CARBOHYDRATES	PROTEIN	TOTAL FAT	CALCIUM	SODIUM
50 kcal	7 g	3 g	3 g	225 mg	75 mg

INGREDIENTS	SERVINGS 25	SERVINGS 50	SERVINGS 75	SERVINGS 100	PREPARATION STEP
1 Water, Tap	3 1/4 Qt	1 Gal 4 Cup	2 Gal 3 Cup	3 Gal 2 Cup	WASH HANDS before beginning preparation & SANITIZE surfaces & equipment. Bring Water to a boil in a large pot.
Greens, Collard Chopped Frz	5 lb 7 Oz	10 lb 13 Oz	16 lb 4 Oz	21 lb 11 Oz	
Sugar, Granulated Bulk	1 1/4 tsp	2 3/4 tsp	1 Tbsp 1 tsp	1 Tbsp 2 tsp	
2 Pepper, Black Ground	1/4 tsp	1/2 tsp	3/4 tsp	3/4 tsp	
Base, Vegetable Paste LS G-F	1 tsp	2 tsp	1 Tbsp	1 Tbsp 1 tsp	
Margarine, Solids	2.5 Oz	5.5 Oz	8 Oz	10.5 Oz	

Greens Collard f/Frz (Collard Greens)

	INGREDIENTS	SERVINGS 25	SERVINGS 50	SERVINGS 75	SERVINGS 100	PREPARATION STEP
3						Add Collard Greens, Sugar, Pepper, Base and Margarine. Simmer uncovered for 50-60 min or until Greens are very tender. Drain remaining liquid. CCP -- Maintain >140F for only 4 hrs.
4						CCP -- Maintain: Product held at >135F/57C Temperature should be taken every 2 hours during holding. *Maintaining at the proper temperature will present no food safety issue; long hot holding times can affect food quality.
5						CCP -- Cool: Product must reach 135F/57C to 70F/21C within 2 hrs and 70F/21C to 40F/4C within 4 hrs.
6						CCP -- Reheat: To internal temperature of 165F/74C held for at least 15 seconds.

Crisp Pineapple Hmd (Pineapple Crisp)



COOK TEMP	COOK METHOD	SERVING SIZE	ALLERGENS
350.0 °F	Bake	1/2 Cup	☐Contains: AllergenWheat, AllergenSoy, Lemon, AllergenMilk, Pineapple, Citrus, Cinnamon

NUTRIENTS PER SERVING					
CALORIES	CARBOHYDRATES	PROTEIN	TOTAL FAT	CALCIUM	SODIUM
240 kcal	44 g	2 g	8 g	40 mg	65 mg

INGREDIENTS	SERVINGS 25	SERVINGS 50	SERVINGS 75	SERVINGS 100	PREPARATION STEP	
1					WASH HANDS before beginning preparation & SANITIZE surfaces & equipment.	
2	Pineapple, Crushed JcPk	2 1/2 Qt	1 Gal 2 Cup	1 Gal 6 Cup	2 Gal 3 Cup	Mix Cinnamon, Sugar and Lemon Juice with Fruit. Arrange in greased baking pan(s). 8 lb per pan.
	Cinnamon, Ground	1.0 tsp	2.0 tsp	3.0 tsp	1 Tbsp 1 tsp	
	Sugar, Granulated Bulk	2/3 Cup	1 1/3 Cup	2.0 Cup	2 2/3 Cup	
	Juice, Lemon RTS	2 Tbsp	1/4 Cup	1/3 Cup	1/2 Cup	
3	Margarine, Solids	8 Oz	0 lb 16 Oz	1 lb 7 Oz	1 lb 15 Oz	Cut cold Margarine into Flour until small crumbs develop. Combine remaining ingredients and stir mixture until crumbly.
	Flour, All Purpose	1 1/8 Cup	2 1/3 Cup	3 1/2 Cup	1 1/8 Qt	

Crisp Pineapple Hmd (Pineapple Crisp)

INGREDIENTS	SERVINGS 25	SERVINGS 50	SERVINGS 75	SERVINGS 100	PREPARATION STEP
Cereal, Oatmeal Quick	1 1/2 Cup	3 1/8 Cup	1 1/8 Qt	1 1/2 Qt	
Sugar, Brown Light	1 1/2 Cup	3 1/8 Cup	1 1/8 Qt	1 1/2 Qt	
4					Spread evenly over Fruit. 2 lb 4 oz per pan.
5					Cook Time: 45-50 min.
6					CCP -- Maintain: Product held at >135F/57C Temperature should be taken every 2 hours during holding. *Maintaining at the proper temperature will present no food safety issue; long hot holding times can affect food quality.
7					CCP -- Reheat: To internal temperature of 165F/74C held for at least 15 seconds.
8					CCP -- Cool: Product must reach 135F/57C to 70F/21C within 2 hrs and 70F/21C to 40F/4C within 4 hrs.
9					NOTES: Fruit Crisp may be served warm or cold. If served cold maintain <40F. If served hot, maintain >140F.

Cornbread f/Mix (Cornbread)

COOK TIME	COOK TEMP	COOK METHOD	SERVING SIZE	ALLERGENS
16 Min	425.0 °F	Bake	1 (2x3)	☐Contains: AllergenWheat, Corn, AllergenSoy, AllergenEggs

NUTRIENTS PER SERVING					
CALORIES	CARBOHYDRATES	PROTEIN	TOTAL FAT	CALCIUM	SODIUM
120 kcal	20 g	3 g	4 g	20 mg	240 mg

INGREDIENTS	SERVINGS 25	SERVINGS 50	SERVINGS 75	SERVINGS 100	INGREDIENT PREP	PREPARATION STEP
1						WASH HANDS before beginning preparation & SANITIZE surfaces & equipment.
2	Egg, Liquid Frz 1/2 Cup	1.0 Cup	1 1/3 Cup	1 3/4 Cup	Thawed	Prepare product as per package instructions.
	Water, Tap 2 1/4 Cup	1 1/8 Qt	1 3/4 Qt	2 1/4 Qt		
	Baking Mix, Corn Muffin 1 lb 9 Oz	3 lb 2 Oz	4 lb 11 Oz	6 lb 4 Oz		
3						Mix just until smooth. Spread batter into well-greased baking sheet(s). Bake as directed or until golden brown, approximately 12-18 minutes. Cut into 2x3" squares.
4						CCP -- Maintain: Product held at >135F/57C Temperature should be taken every 2 hours during holding. *Maintaining at the proper temperature will present no food safety issue; long hot holding times can affect food quality.
5						Discard unused product.

Milk 1% 8 flz PC (1% Milk)

SERVING SIZE	ALLERGENS
8 fl. oz	<input type="checkbox"/> Contains: AllergenMilk

NUTRIENTS PER SERVING					
CALORIES	CARBOHYDRATES	PROTEIN	TOTAL FAT	CALCIUM	SODIUM
100 kcal	13 g	9 g	2.5 g	350 mg	110 mg

INGREDIENTS	SERVINGS 25	SERVINGS 50	SERVINGS 75	SERVINGS 100	PREPARATION STEP
1					WASH HANDS before beginning preparation & SANITIZE surfaces & equipment.
2					Portion according to serving size.
3					CCP -- Maintain <40F/4C.
4					Discard unused product.

Meatloaf No Sauce (Meatloaf)



COOK TIME	COOK TEMP	COOK-END TEMP	COOK METHOD	SERVING SIZE	ALLERGENS
90 Min	325.0 °F	160 °F	Bake	3 Oz	☐Contains: Beef, Garlic, AllergenEggs, AllergenWheat, AllergenMilk, Onion

NUTRIENTS PER SERVING						
CALORIES	CARBOHYDRATES	PROTEIN	TOTAL FAT	CALCIUM	SODIUM	
240 kcal	5 g	16 g	17 g	75 mg	160 mg	

INGREDIENTS	SERVINGS 25	SERVINGS 50	SERVINGS 75	SERVINGS 100	INGREDIENT PREP	PREPARATION STEP
1						WASH HANDS before beginning preparation & SANITIZE surfaces & equipment.
Onion, Yellow	1/4 Cup	1/2 Cup	3/4 Cup	1 Cup	Chopped Fine	Combine ingredients and mix on low speed until blended. Do not over mix.
Bread White	6 slice	12 slice	18 slice	24 slice	Day-Old Cubes	
Beef, Ground 80-85/20-15 Raw	6 lb	12 lb	18 lb	24 lb		
2 Egg, Liquid Frz	1 Cup	2 Cup	3 Cup	1 Qt		
Milk, 2% Bulk	2 Cup	1 Qt	1 1/2 Qt	2 Qt		
Salt, Iodized	1/2 tsp	1 tsp	1 1/2 tsp	2 tsp		
Pepper, Black Ground	1 tsp	2 tsp	1 Tbsp	1 Tbsp 1 tsp		
Garlic, Powder	1 tsp	2 tsp	1 Tbsp	1 Tbsp 1 tsp		

Meatloaf No Sauce (Meatloaf)

INGREDIENTS	SERVINGS 25	SERVINGS 50	SERVINGS 75	SERVINGS 100	INGREDIENT PREP	PREPARATION STEP
Paprika	1 tsp	2 tsp	1 Tbsp	1 Tbsp 1 tsp		
Parsley, Dried	1/2 tsp	1 tsp	1 1/2 tsp	2 tsp		
3						Press mixture into loaf pans, or form loaves on 18x26" baking sheet 22" long and 4" wide. Chill until ready to cook.
4						For Ground Meat (Beef, Pork, Veal, Lamb) and Meat Mixtures: Cook to internal temp of 160F/71C held for 3 minutes.
5						Drain fat. Let stand a few minutes before slicing. Portion into 3 oz pieces.
6						CCP -- Maintain: Product held at >135F/57C Temperature should be taken every 2 hours during holding. *Maintaining at the proper temperature will present no food safety issue; long hot holding times can affect food quality.
7						CCP -- Cool: Product must reach 135F/57C to 70F/21C within 2 hrs and 70F/21C to 40F/4C within 4 hrs.
8						CCP -- Reheat: To internal temperature of 165F/74C held for at least 15 seconds.
9						Note: 2 cups frozen egg product = 10 shell eggs.

Potato Mashed f/Inst Granules (Mashed Potatoes)



Health & Human Services



COOK METHOD	SERVING SIZE	ALLERGENS
Make	1/2 Cup	☐Contains: Potatoes, AllergenMilk, AllergenSoy

NUTRIENTS PER SERVING					
CALORIES	CARBOHYDRATES	PROTEIN	TOTAL FAT	CALCIUM	SODIUM
110 kcal	24 g	3 g	1.5 g	20 mg	125 mg

INGREDIENTS	SERVINGS 25	SERVINGS 50	SERVINGS 75	SERVINGS 100	INGREDIENT PREP	PREPARATION STEP
1 Water, Tap	1 3/4 Qt	3 1/2 Qt	1 Gal 2 Cup	1 Gal 5 Cup	Boiled	WASH HANDS before beginning preparation. SANITIZE surfaces & equipment. Heat Water to boil.
2 Potato, Mashed Granules Milk Free	1 lb 8 Oz	3 lb	4 lb 8 Oz	6 lb		Add Potato Flakes. Stir constantly using wire whip.
3 Margarine, Solids	1.5 Oz	2.5 Oz	4 Oz	5 Oz		Add Seasonings.
Salt, Iodized	1 tsp	2 tsp	1 Tbsp	1 Tbsp 1 tsp		
4						CCP -- Maintain >140F for only 4 hrs.
5						.CCP -- Cool: Product must reach 140F to 70F within 2 hrs and 70F to 40F within 4 hrs.
6						CCP -- Reheat: To internal temp of 165F held 15 sec within 1 hr - one time only.

Brussels Sprouts w/Bacon f/Frz (Brussels Sprouts with Bacon



Health & Human Services



COOK METHOD	SERVING SIZE	ALLERGENS
Steam	1/2 Cup	☐Contains: Pork & Products

NUTRIENTS PER SERVING					
CALORIES	CARBOHYDRATES	PROTEIN	TOTAL FAT	CALCIUM	SODIUM
50 kcal	8 g	4 g	1.5 g	30 mg	45 mg

INGREDIENTS	SERVINGS 25	SERVINGS 50	SERVINGS 75	SERVINGS 100	PREPARATION STEP
1					WASH HANDS before beginning preparation & SANITIZE surfaces & equipment.
2					Dice bacon. Add to skillet and cook until bacon is browned.
Brussels Sprouts, Frz	5 lb	10 lb	15 lb	20 lb	
Paprika	1 tsp	2 tsp	1 Tbsp	1 Tbsp 1 tsp	
Bacon, Pork 18-26 ct	8 Oz	1 lb	1 lb 8 Oz	2 lb	
3					Steam or boil Brussels sprouts until tender; drain. Combine bacon and bacon fat, seasoning and vegetables, toss lightly to distribute.
4					CCP -- Maintain: Product held at >135F/57C Temperature should be taken every 2 hours during holding. *Maintaining at the proper temperature will present no food safety issue; long hot holding times can affect food quality.
5					CCP -- Cool: Product must reach 135F/57C to 70F/21C within 2 hrs and 70F/21C to 40F/4C within 4 hrs.
6					CCP -- Reheat: To internal temperature of 165F/74C held for at least 15 seconds.

Fruit Fresh Fall/Winter (Seasonal Fresh Fruit)

COOK METHOD	SERVING SIZE	ALLERGENS
Mix & Chill	1 Cup	☐ Contains: Apples, Orange, Allergen Sulphites, Bananas, Citrus

NUTRIENTS PER SERVING					
CALORIES	CARBOHYDRATES	PROTEIN	TOTAL FAT	CALCIUM	SODIUM
30 kcal	9 g	0 g	0 g	20 mg	0 mg

INGREDIENTS	SERVINGS 25	SERVINGS 50	SERVINGS 75	SERVINGS 100	INGREDIENT PREP	PREPARATION STEP
1						WASH HANDS before beginning preparation & SANITIZE surfaces & equipment. WASH ALL PRODUCE under cool, running water. Drain well.
2	Banana Whole Fresh	5 each	10 each	15 each	20 each	Fruit may vary from foods listed. Ask Manager which Fruit to use. The fresh Fruit includes Banana, Apple & Orange. Place prepared Fruit in serving dish.
	Orange Fresh Whole	5 whole	10 whole	15 whole	20 whole	
	Apple Whole Fresh	5 whole	10 whole	15 whole	20 whole	Sliced
3						Chill <40F/4C.

Banana Whole Fresh (Banana)




SERVING SIZE	ALLERGENS
1 each	<input type="checkbox"/> Contains: Bananas

NUTRIENTS PER SERVING					
CALORIES	CARBOHYDRATES	PROTEIN	TOTAL FAT	CALCIUM	SODIUM
100 kcal	26 g	2 g	0 g	10 mg	5 mg

INGREDIENTS	SERVINGS 25	SERVINGS 50	SERVINGS 75	SERVINGS 100	PREPARATION STEP
1					WASH HANDS before beginning preparation & SANITIZE surfaces & equipment.
2					Portion according to serving size.
3					Discard unused product.

Banana Whole Fresh (Banana)



Gravy Brown f/Mix (Brown Gravy)

COOK METHOD	SERVING SIZE	ALLERGENS
Boil	2 fl. oz	☐Contains: AllergenWheat, AllergenSoy, AllergenMilk

NUTRIENTS PER SERVING					
CALORIES	CARBOHYDRATES	PROTEIN	TOTAL FAT	CALCIUM	SODIUM
20 kcal	4 g	1 g	0.5 g	10 mg	300 mg

INGREDIENTS	SERVINGS 25	SERVINGS 50	SERVINGS 75	SERVINGS 100	PREPARATION STEP	
1					WASH HANDS before beginning preparation & SANITIZE surfaces & equipment.	
2	Gravy Mix, Brown Dry	5.5 Oz	11 Oz	1 lb 0 Oz	1 lb 6 Oz	Follow package directions for preparation. Heat until product reaches 165F/74C held for 15 sec.
	Water, Tap	1 1/2 Qt	3 1/8 Qt	1 Gal 1 Cup	1 Gal 4 Cup	
3					CCP -- Maintain: Product held at >135F/57C Temperature should be taken every 2 hours during holding. *Maintaining at the proper temperature will present no food safety issue; long hot holding times can affect food quality.	
4					CCP -- Cool: Product must reach 135F/57C to 70F/21C within 2 hrs and 70F/21C to 40F/4C within 4 hrs.	
5					CCP -- Reheat: To internal temperature of 165F/74C held for at least 15 seconds.	

Milk 1% 8 flz PC (1% Milk)

SERVING SIZE	ALLERGENS
8 fl. oz	<input type="checkbox"/> Contains: AllergenMilk

NUTRIENTS PER SERVING					
CALORIES	CARBOHYDRATES	PROTEIN	TOTAL FAT	CALCIUM	SODIUM
100 kcal	13 g	9 g	2.5 g	350 mg	110 mg

INGREDIENTS	SERVINGS 25	SERVINGS 50	SERVINGS 75	SERVINGS 100	PREPARATION STEP
1					WASH HANDS before beginning preparation & SANITIZE surfaces & equipment.
2					Portion according to serving size.
3					CCP -- Maintain <40F/4C.
4					Discard unused product.

MONDAY		TUESDAY		WEDNESDAY		THURSDAY		FRIDAY	
PROVIDER CHOICE						PROVIDER CHOICE			
Spinach/Chicken Salad	1 each	BBQ Beef	2 Oz	Grilled Bratwurst	1 each	BBQ Pork Ribs	3 Oz	Grilled Salmon Ckd	4 Oz
Seasonal Fresh Fruit	1 Cup	Glazed Sweet Potatoes	1/2 Cup	French Fries	4 Oz	Rosemary Potatoes	1/2 Cup	Seasoned Roasted Baby Potatoes	1/2 Cup
Whole Wheat Bread	2 slices	Seasoned Green Peas	1/2 Cup	Balsamic Brussels Sprouts	1/2 Cup	Broccoli Slaw	1/2 Cup	Artichoke Salad	1/2 Cup
1.5 oz FF Italian Dressing	1 each	Hot Spiced Apples	1/2 Cup	Seasonal Fresh Fruit	1 Cup	Fresh Cantaloupe	1 Cup	Banana	1 each
Margarine Cup	1 each	WW Hamburger Bun	1 each	WW Hot Dog Bun	1 each	Whole Wheat Bread	2 slices	Whole Wheat Bread	2 slices
1% Milk	8 fl. oz	Margarine Cup	1 each	Margarine Cup	1 each	Margarine Cup	1 each	Margarine Cup	1 each
		1% Milk	8 fl. oz	Mustard Pack	1 each	1% Milk	8 fl. oz	1% Milk	8 fl. oz
				1% Milk	8 fl. oz				

***Meals labeled as "Provider Choice" are intended to be served on a one time per month basis. Only one labeled meal may be used per month as they vary from the standard nutritional requirements.**
***Meals >=1400mg Sodium are considered "Provider Choice"**

MONDAY		TUESDAY		WEDNESDAY		THURSDAY		FRIDAY	
LUNCH									
Broccoli Cheese Soup	6 fl. oz	Artichoke Salad	1/2 Cup	Liver & Onions	3 Oz	Chicken Salad Stuffed		Meatloaf	3 Oz
Coleslaw	1/2 Cup	Swedish Meatballs	3 each	Mashed Potatoes	1/2 Cup	Tomato	12 Oz	Mashed Potatoes	1/2 Cup
Cottage Cheese & Fruit	1 each	Brown Rice Pilaf	1 #8 sc.	Steamed Buttered Greens	1/2 Cup	Fresh Berries w/Whip		Sauteed Greens & Garlic	1/2 Cup
Banana Bran Muffin	1 each	Riviera Blend Vegetables	1/2 Cup	Banana	1 each	Topping	1 Cup	Kiwi & Strawberries	1/2 Cup
LS Crackers	2 pkg	Scalloped Apples	1/2 Cup	Whole Wheat Bread	2 slices	Whole Grain Banana Bread	1 each	Whole Wheat Bread	2 slices
Margarine Cup	1 each	Whole Wheat Bread	1 slices	Margarine Cup	1 each	Margarine Cup	1 each	Margarine Cup	1 each
Choice of Dressing	1 each	Margarine Cup	1 each	1% Milk	8 fl. oz	1% Milk	8 fl. oz	Brown Gravy	2 fl. oz
1% Milk	8 fl. oz	1% Milk	8 fl. oz					1% Milk	8 fl. oz

RECIPE TABLE OF CONTENTS

Spinach Salad w/Chicken (Spinach/Chicken Salad)	5
Dressing Asian Style (Asian Style Dressing)	7
Juice Pineapple f/Frz Conc 6 flz (Pineapple Juice)	8
Fruit Fresh Spring/Summer (Seasonal Fresh Fruit)	9
Banana Whole Fresh (Banana)	10
Grapes Fresh (Fresh Grapes)	12
Strawberries f/Fresh (Fresh Strawberries)	13
Apple Slices f/Fresh (Chilled Apple Slices)	14
Dressing Italian Fat Free PC (FF Italian Dressing)	15
Milk 1% 8 flz PC (1% Milk)	16
Potato Sweet Glazed Orange f/Fresh (Glazed Sweet Potatoes)	17
Juice Orange f/BIB 6 flz (Orange Juice)	19
Peas Green w/Paprika f/Frz (Seasoned Green Peas)	20
Apple Slices Hot Cinnamon f/Frz (Hot Spiced Apples)	21
Milk 1% 8 flz PC (1% Milk)	22
Bratwurst Grilled (Grilled Bratwurst)	23
Potato Fries French f/Prepared (French Fries)	24

Brussels Sprouts Balsamic f/Frz (Balsamic Brussels Sprouts)	25
Fruit Fresh Spring/Summer (Seasonal Fresh Fruit)	27
Banana Whole Fresh (Banana)	28
Grapes Fresh (Fresh Grapes)	30
Strawberries f/Fresh (Fresh Strawberries)	31
Apple Slices f/Fresh (Chilled Apple Slices)	32
Bun Hot Dog Whole Wheat (WW Hot Dog Bun)	33
Milk 1% 8 flz PC (1% Milk)	34
BBO Pork Ribs (BBO Pork Ribs)	35
Potato Wedges Rosemary f/Fresh (Rosemary Potatoes)	36
Broccoli Slaw f/Broc Slaw Mix (Broccoli Slaw)	38
Melon Cantaloupe Cubes f/Fresh (Fresh Cantaloupe)	40
Milk 1% 8 flz PC (1% Milk)	41
Potato Baby Roasted Seasoned RTC (Seasoned Roasted Baby Potatoes)	42
Artichoke Salad w/Vinaigrette (Artichoke Salad)	44
Sauce Vinaigrette (Vinaigrette)	45
Banana Whole Fresh (Banana)	47
Milk 1% 8 flz PC (1% Milk)	49
Soup Broccoli Cheese Hmd (Broccoli Cheese Soup)	50

Coleslaw f/Shredded Mix & Dressing (Coleslaw)	52
Cottage Cheese w/Fruit (Cottage Cheese & Fruit)	53
Muffin Banana Bran f/Bran Mix (Banana Bran Muffin)	54
Banana Whole Fresh (Banana)	55
Dressing Italian LoCal PC (LoCal Italian Dressing)	57
Milk 1% 8 flz PC (1% Milk)	58
Artichoke Salad w/Vinaigrette (Artichoke Salad)	59
Sauce Vinaigrette (Vinaigrette)	60
Meatballs Swedish w/Sauce (Swedish Meatballs)	62
Rice Brown Pilaf (Brown Rice Pilaf)	64
Vegetable Mix Riviera f/Frz (Riviera Blend Vegetables)	66
Apple Scalloped Hmd f/Frz (Scalloped Apples)	67
Milk 1% 8 flz PC (1% Milk)	69
Liver & Onions (Liver & Onions)	70
Potato Mashed f/Inst Granules (Mashed Potatoes)	72
Greens Mixed/Veg Base f/Frz (Steamed Buttered Greens)	73
Banana Whole Fresh (Banana)	74
Milk 1% 8 flz PC (1% Milk)	76
Berries Mixed Fresh w/Whip Topping (Fresh Berries w/Whip Topping)	77

Chicken Salad Stuffed Tomato (Chicken Salad Stuffed Tomato)	78
Chicken Salad w/Egg & Celery (Chicken Salad)	79
Bread Banana Whole Grain PC (Whole Grain Banana Bread)	80
Milk 1% 8 flz PC (1% Milk)	81
Meatloaf No Sauce (Meatloaf)	82
Potato Mashed f/Inst Granules (Mashed Potatoes)	84
Spinach & Kale Saute f/Fresh (Sauteed Greens & Garlic)	85
Kiwi & Strawberries f/Fresh (Kiwi & Strawberries)	87
Gravy Brown f/Mix (Brown Gravy)	88
Milk 1% 8 flz PC (1% Milk)	89

Spinach Salad w/Chicken (Spinach/Chicken Salad)



Health & Human Services



COOK TIME	COOK TEMP	COOK METHOD	SERVING SIZE	ALLERGENS
15 Min	375.0 °F	Bake	1 each	☐Contains: Chicken, AllergenWheat, Pineapple, AllergenSoy, Peppers Bell, Onion, Orange, Mushroom, AllergenSesame, Spinach, Citrus

NUTRIENTS PER SERVING					
CALORIES	CARBOHYDRATES	PROTEIN	TOTAL FAT	CALCIUM	SODIUM
500 kcal	28 g	25 g	34 g	100 mg	910 mg

INGREDIENTS	SERVINGS 25	SERVINGS 50	SERVINGS 75	SERVINGS 100	INGREDIENT PREP	PREPARATION STEP
1 Sauce, Soy Bulk LS Juice Pineapple f/Frz Conc 6 flz Chicken, Breast Bnls Sknls	1 1/3 Cup	2 2/3 Cup	1.0 Qt	1 1/4 Qt		WASH HANDS before beginning preparation. SANITIZE surfaces & equipment. Combine Soy Sauce and Pineapple Juice. Pour over Chicken Breasts. Refrigerate <40F overnight. Drain and discard excess Marinade. CCP-Maintain <40F.
	3 2/3 Cup	1 3/4 Qt	2 3/4 Qt	3 1/2 Qt		
	6 lb 8 Oz	13 lb	19 lb 8 Oz	26 lb		
2 Dressing Asian Style	1 1/4 Qt	2 3/4 Qt	1 Gal	1 Gal 2 Cup		Bake Chicken at 375F for 15 min until *internal temp >165F held for 15 sec. Cool to <40F and cut into 1 inch pieces. CCP-Maintain <40F. Prepare Asian Style Dressing per separate recipe.
3 Spinach, Fresh Pepper, Red Fresh Mushrooms, Fresh Onion, Red/Burmuda	2 lb 11 Oz	5 lb 6 Oz	8 lb 1 Oz	10 lb 12 Oz	Chopped	Wash and trim Vegetables. Chop Spinach. Slice Peppers, Mushrooms and Onions. Peel and slice Oranges.
	1 lb 2 Oz	2 lb 4 Oz	3 lb 6 Oz	4 lb 7 Oz	Sliced	
	6.5 Oz	13 Oz	1 lb 3 Oz	1 lb 10 Oz	Sliced	
	4 Oz	8.5 Oz	12.5 Oz	1 lb 1 Oz	Sliced	

Spinach Salad w/Chicken (Spinach/Chicken Salad)



	INGREDIENTS	SERVINGS 25	SERVINGS 50	SERVINGS 75	SERVINGS 100	INGREDIENT PREP	PREPARATION STEP
	Orange Fresh Whole	4 lb 15 Oz	9 lb 13 Oz	14 lb 12 Oz	19 lb 10 Oz		
	Lettuce, Green Leaf	10.5 Oz	1 lb 5 Oz	2 lb 0 Oz	2 lb 11 Oz		
4							To Assemble: Top 1 Lettuce Leaf with 2z Spinach, 3z Chicken, 2 Orange slices, 3/4z Red Peppers, 1/3z Mushrooms and 3 Onion slices.
5							CCP - Maintain <40F.

Dressing Asian Style (Asian Style Dressing)

SERVING SIZE	ALLERGENS
2 Tbsp	☐Contains: AllergenWheat, AllergenSoy, AllergenSesame

NUTRIENTS PER SERVING					
CALORIES	CARBOHYDRATES	PROTEIN	TOTAL FAT	CALCIUM	SODIUM
190 kcal	7 g	1 g	18 g	0 mg	200 mg

INGREDIENTS	SERVINGS 25	SERVINGS 50	SERVINGS 75	SERVINGS 100	PREPARATION STEP
1					WASH HANDS before beginning preparation & SANITIZE surfaces & equipment.
Oil, Olive	2 1/8 Cup	1.0 Qt	1 1/2 Qt	2 1/8 Qt	Combine all Ingredients. Mix thoroughly.
Sauce, Soy Bulk LS	1/2 Cup	1.0 Cup	1 1/2 Cup	2 1/8 Cup	
2 Honey, Bulk	1/2 Cup	1.0 Cup	1 1/2 Cup	2 1/8 Cup	
Ginger, Ground	1 Tbsp 1 tsp	2 Tbsp 2 tsp	1/4 Cup	1/3 Cup	
Oil, Sesame	2 1/8 tsp	1 Tbsp 1 tsp	2 Tbsp	2 Tbsp 2 tsp	
3					CCP -- Maintain <40F/4C; discard unused product.

Juice Pineapple f/Frz Conc 6 flz (Pineapple Juice)

COOK METHOD	SERVING SIZE	ALLERGENS
Make	6 fl. oz	<input type="checkbox"/> Contains: Pineapple

NUTRIENTS PER SERVING					
CALORIES	CARBOHYDRATES	PROTEIN	TOTAL FAT	CALCIUM	SODIUM
80 kcal	20 g	1 g	0 g	30 mg	10 mg

INGREDIENTS	SERVINGS 25	SERVINGS 50	SERVINGS 75	SERVINGS 100	PREPARATION STEP
1					WASH HANDS before beginning preparation & SANITIZE surfaces & equipment.
2	Juice, Pineapple Conc Frz	30.63 fl. oz	61.25 fl. oz	91.88 fl. oz	Dilute in cool water; stirring well. Refrigerate <40F/4C.
	Water, Tap	3 3/4 Qt	1 Gal 5 Cup	2 Gal 5 Cup	
3					CCP -- Keep chilled at 40F/4C.

Fruit Fresh Spring/Summer (Seasonal Fresh Fruit)



Health & Human Services



COOK TEMP	COOK METHOD	SERVING SIZE	ALLERGENS
0.0 °F	Chill	1 Cup	☐Contains: Orange, AllergenSulphites, Strawberry, Bananas, Citrus, Apples

NUTRIENTS PER SERVING					
CALORIES	CARBOHYDRATES	PROTEIN	TOTAL FAT	CALCIUM	SODIUM
80 kcal	22 g	2 g	0 g	30 mg	5 mg

INGREDIENTS	SERVINGS 25	SERVINGS 50	SERVINGS 75	SERVINGS 100	PREPARATION STEP	
1	Banana Whole Fresh	5 each	10 each	15 each	20 each	<p>WASH HANDS before beginning preparation. SANITIZE surfaces & equipment.</p> <p>Fruit may vary from foods listed. Ask Manager which Fruit to use. These Fresh fruits include Bananas, Apple Slices, Oranges, Strawberries, & Grapes.</p>
	Orange Fresh Whole	5 whole	10 whole	15 whole	20 whole	
	Grapes Fresh	1 1/4 Qt	2 1/2 Qt	3 3/4 Qt	1 Gal 2 Cup	
	Strawberries f/Fresh	1 1/4 Qt	2 1/2 Qt	3 3/4 Qt	1 Gal 2 Cup	
	Apple Slices f/Fresh	1 1/4 Qt	2 1/2 Qt	3 3/4 Qt	1 Gal 2 Cup	
2					<p>Wash & prepare as appropriate for the Fruit.</p> <p>Place prepared Fruit in serving dish. Chill <40F.</p>	

Banana Whole Fresh (Banana)




SERVING SIZE	ALLERGENS
1 each	<input type="checkbox"/> Contains: Bananas

NUTRIENTS PER SERVING					
CALORIES	CARBOHYDRATES	PROTEIN	TOTAL FAT	CALCIUM	SODIUM
100 kcal	26 g	2 g	0 g	10 mg	5 mg

INGREDIENTS	SERVINGS 25	SERVINGS 50	SERVINGS 75	SERVINGS 100	PREPARATION STEP
1					WASH HANDS before beginning preparation & SANITIZE surfaces & equipment.
2					Portion according to serving size.
3					Discard unused product.

Banana Whole Fresh (Banana)



Grapes Fresh (Fresh Grapes)

SERVING SIZE	ALLERGENS
1/2 Cup	<input type="checkbox"/> Contains: Allergen Sulphites

NUTRIENTS PER SERVING					
CALORIES	CARBOHYDRATES	PROTEIN	TOTAL FAT	CALCIUM	SODIUM
80 kcal	21 g	1 g	0 g	20 mg	5 mg

INGREDIENTS	SERVINGS 25	SERVINGS 50	SERVINGS 75	SERVINGS 100	PREPARATION STEP
1					WASH HANDS before beginning preparation & SANITIZE surfaces & equipment.
2 Grapes, Green Seedless	6 lb 4 Oz	12 lb 8 Oz	18 lb 12 Oz	25 lb	Remove stems, portion into 4 oz servings
3					CCP -- Maintain <40F/4C; discard unused product.

Strawberries f/Fresh (Fresh Strawberries)

COOK METHOD	SERVING SIZE	ALLERGENS
Chill	1/2 Cup	<input type="checkbox"/> Contains: Strawberry

NUTRIENTS PER SERVING					
CALORIES	CARBOHYDRATES	PROTEIN	TOTAL FAT	CALCIUM	SODIUM
35 kcal	9 g	1 g	0 g	20 mg	5 mg

INGREDIENTS	SERVINGS 25	SERVINGS 50	SERVINGS 75	SERVINGS 100	PREPARATION STEP
1 Strawberries, Fresh	6 lb 4 Oz	12 lb 8 Oz	18 lb 12 Oz	25 lb	WASH HANDS before beginning preparation & SANITIZE surfaces & equipment.
2					WASH ALL PRODUCE under cool, running water. Drain well.
3					Remove stems and cut into quarters.
4					CCP -- Maintain <40F/4C; discard unused product.

Apple Slices f/Fresh (Chilled Apple Slices)

COOK METHOD	SERVING SIZE	ALLERGENS
Chill	1/2 Cup	☐ Contains: Apples

NUTRIENTS PER SERVING					
CALORIES	CARBOHYDRATES	PROTEIN	TOTAL FAT	CALCIUM	SODIUM
40 kcal	11 g	0 g	0 g	0 mg	5 mg

INGREDIENTS	SERVINGS 25	SERVINGS 50	SERVINGS 75	SERVINGS 100	INGREDIENT PREP	PREPARATION STEP
1 Apple, Red Delicious	12.5 each	25 each	37.5 each	50 each	Sliced	WASH HANDS before beginning preparation & SANITIZE surfaces & equipment.
2						WASH ALL PRODUCE under cool, running water. Drain well.
3						Core and cut into 1/2 " slices and serve.
4						CCP -- Maintain <40F/4C; discard unused product.

Dressing Italian Fat Free PC (FF Italian Dressing)

SERVING SIZE		ALLERGENS
1 each		☐ Contains: Allergen Sulphites

NUTRIENTS PER SERVING					
CALORIES	CARBOHYDRATES	PROTEIN	TOTAL FAT	CALCIUM	SODIUM
20 kcal	4 g	0 g	0 g	20 mg	490 mg

INGREDIENTS	SERVINGS 25	SERVINGS 50	SERVINGS 75	SERVINGS 100	PREPARATION STEP
1					WASH HANDS before beginning preparation & SANITIZE surfaces & equipment.
2					Portion according to serving size.
3					Discard unused product.

Milk 1% 8 flz PC (1% Milk)

SERVING SIZE	ALLERGENS
8 fl. oz	<input type="checkbox"/> Contains: AllergenMilk

NUTRIENTS PER SERVING					
CALORIES	CARBOHYDRATES	PROTEIN	TOTAL FAT	CALCIUM	SODIUM
100 kcal	13 g	9 g	2.5 g	350 mg	110 mg

INGREDIENTS	SERVINGS 25	SERVINGS 50	SERVINGS 75	SERVINGS 100	PREPARATION STEP
1					WASH HANDS before beginning preparation & SANITIZE surfaces & equipment.
2					Portion according to serving size.
3					CCP -- Maintain <40F/4C.
4					Discard unused product.

Potato Sweet Glazed Orange f/Fresh (Glazed Sweet



Health & Human Services



COOK TEMP	COOK METHOD	SERVING UTENSIL	SERVING SIZE	ALLERGENS
400.0 °F	Bake	#8 scoop	1/2 Cup	☐Contains: Potatoes, Sweet, Orange, AllergenSoy, AllergenMilk, Citrus

NUTRIENTS PER SERVING					
CALORIES	CARBOHYDRATES	PROTEIN	TOTAL FAT	CALCIUM	SODIUM
180 kcal	36 g	2 g	3.5 g	50 mg	85 mg

INGREDIENTS	SERVINGS 25	SERVINGS 50	SERVINGS 75	SERVINGS 100	PREPARATION STEP
1 Potato, Sweet Fresh	5 lb	10 lb	15 lb	20 lb	WASH HANDS before beginning preparation & SANITIZE surfaces & equipment. Pre-prep: Zest Oranges. Select small even-sized Sweet Potatoes or Yams. Scrub then arrange on baking sheet. Steam or boil until tender. When cool enough to handle, peel and cut in half lengthwise. Arrange in shallow pan. *Maintain <40F/4C. until ready to complete. Mix Sugar, Margarine, Orange Zest and Juice. Heat to boiling point to make a syrup.
2 Sugar, Brown Light	1 3/4 Cup	3 1/2 Cup	1 1/4 Qt	1 3/4 Qt	
Margarine, Solids	4 Oz	8 Oz	12 Oz	1 lb	
Orange Fresh Whole	1 whole	2 whole	3 whole	4 whole	
Juice Orange f/BIB 6 flz	1 Cup	2 Cup	3 Cup	1 Qt	
3					Pour Syrup over Potatoes and Bake to *internal temp 145F/62C for 15 sec.

Potato Sweet Glazed Orange f/Fresh (Glazed Sweet



Health & Human Services



	INGREDIENTS	SERVINGS 25	SERVINGS 50	SERVINGS 75	SERVINGS 100	PREPARATION STEP
4						CCP -- Maintain >140F/60C. Temperature should be taken every 2 hours during holding. *Maintaining at the proper temperature will present no food safety issue; long hot holding times can affect food quality. Refer to local or regional public health regulations for specific times. CCP -- Cool: Product must reach 140F/60C to 70F/21C within 2 hrs and 70F/21C to 40F/4C within 4 hrs. CCP -- Reheat: To internal temp of 165F/74C held 15 sec within 2 hrs - one time only.
5						Cook Time: 20-30Minutes

Juice Orange f/BIB 6 flz (Orange Juice)

COOK METHOD	SERVING SIZE	ALLERGENS
Make	6 fl. oz	<input type="checkbox"/> Contains: Orange, Citrus

NUTRIENTS PER SERVING					
CALORIES	CARBOHYDRATES	PROTEIN	TOTAL FAT	CALCIUM	SODIUM
60 kcal	14 g	1 g	0 g	20 mg	10 mg

INGREDIENTS	SERVINGS 25	SERVINGS 50	SERVINGS 75	SERVINGS 100	PREPARATION STEP	
1					WASH HANDS before beginning preparation & SANITIZE surfaces & equipment.	
2	Water, Tap	3 3/4 Qt	1 Gal 5 Cup	2 Gal 5 Cup	3 Gal 5 Cup	Prepare product as per package instructions.
	Juice, Orange Conc BIB 4:1	3 3/4 Cup	2.0 Qt	2 3/4 Qt	3 3/4 Qt	
3					+CCP - Serve Chilled <40F/4C.	

Peas Green w/Paprika f/Frz (Seasoned Green Peas)



Health & Human Services



COOK TIME	COOK METHOD	SERVING SIZE	ALLERGENS
6 Min	Steam	1/2 Cup	☐Contains: AllergenSoy, Peas, AllergenMilk

NUTRIENTS PER SERVING					
CALORIES	CARBOHYDRATES	PROTEIN	TOTAL FAT	CALCIUM	SODIUM
90 kcal	13 g	5 g	2 g	30 mg	115 mg

INGREDIENTS	SERVINGS 25	SERVINGS 50	SERVINGS 75	SERVINGS 100	PREPARATION STEP	
1					WASH HANDS before beginning preparation & SANITIZE surfaces & equipment.	
2	Peas, Green Frz	5 lb	10 lb	15 lb	20 lb	Steam or boil peas until tender. Add seasonings and mix well.
	Margarine, Solids	1/4 Cup	1/2 Cup	3/4 Cup	1 Cup	
	Paprika	1 tsp	2 tsp	1 Tbsp	1 Tbsp 1 tsp	
3					CCP -- Maintain: Product held at >135F/57C Temperature should be taken every 2 hours during holding. *Maintaining at the proper temperature will present no food safety issue; long hot holding times can affect food quality.	
4					CCP -- Cool: Product must reach 135F/57C to 70F/21C within 2 hrs and 70F/21C to 40F/4C within 4 hrs.	
5					CCP -- Reheat: To internal temperature of 165F/74C held for at least 15 seconds.	

COOK TIME	COOK TEMP	COOK METHOD	SERVING SIZE	ALLERGENS
25 Min	0.0 °F	Simmer	1/2 Cup	☐Contains: AllergenMilk, Cinnamon, Apples, AllergenSoy

NUTRIENTS PER SERVING					
CALORIES	CARBOHYDRATES	PROTEIN	TOTAL FAT	CALCIUM	SODIUM
100 kcal	18 g	0 g	4 g	10 mg	80 mg

INGREDIENTS	SERVINGS 25	SERVINGS 50	SERVINGS 75	SERVINGS 100	PREPARATION STEP	
1					WASH HANDS before beginning preparation & SANITIZE surfaces & equipment.	
2	Cinnamon, Ground	1 tsp	2 tsp	1 Tbsp	1 Tbsp 1 tsp	Combine undrained fruit and seasonings. Heat apples to cook off 1/2 liquid and reach minimum internal temp >135F/57C for 15 sec.
	Salt, Iodized	1/2 tsp	1 tsp	1 1/2 tsp	2 tsp	
	Apple Slices, Frz	5 lb	10 lb	15 lb	20 lb	
	Margarine, Solids	4 Oz	8 Oz	12 Oz	1 lb	
	Sugar, Granulated Bulk	3/4 Cup	1 2/3 Cup	2 1/2 Cup	3 1/3 Cup	
3					CCP -- Maintain: Product held at >135F/57C Temperature should be taken every 2 hours during holding. *Maintaining at the proper temperature will present no food safety issue; long hot holding times can affect food quality.	

Milk 1% 8 flz PC (1% Milk)

SERVING SIZE	ALLERGENS
8 fl. oz	<input type="checkbox"/> Contains: AllergenMilk

NUTRIENTS PER SERVING					
CALORIES	CARBOHYDRATES	PROTEIN	TOTAL FAT	CALCIUM	SODIUM
100 kcal	13 g	9 g	2.5 g	350 mg	110 mg

INGREDIENTS	SERVINGS 25	SERVINGS 50	SERVINGS 75	SERVINGS 100	PREPARATION STEP
1					WASH HANDS before beginning preparation & SANITIZE surfaces & equipment.
2					Portion according to serving size.
3					CCP -- Maintain <40F/4C.
4					Discard unused product.

Bratwurst Grilled (Grilled Bratwurst)

SERVING UTENSIL	SERVING SIZE	ALLERGENS
Tongs	1 each	☐Contains: Pork & Products

NUTRIENTS PER SERVING					
CALORIES	CARBOHYDRATES	PROTEIN	TOTAL FAT	CALCIUM	SODIUM
380 kcal	4 g	16 g	33 g	40 mg	960 mg

INGREDIENTS	SERVINGS 25	SERVINGS 50	SERVINGS 75	SERVINGS 100	PREPARATION STEP
1 Sausage, Bratwurst	25 each	50 each	75 each	100 each	WASH HANDS before beginning preparation. SANITIZE surfaces & equipment. Grill according to package instructions.
2					CCP -- Maintain >140F/60C for only 4 hrs. CCP -- Cool: Product must reach 140F/60C to 70F/21C within 2 hrs and 70F/21C to 40F/4C within 4 hrs. CCP -- Reheat: To internal temp of 165F/74C held 15 sec within 2 hrs - one time only.

Potato Fries French f/Prepared (French Fries)

COOK TIME	COOK TEMP	COOK METHOD	SERVING SIZE	ALLERGENS
20 Min	400.0 °F	Bake	4 Oz	<input type="checkbox"/> Contains: Potatoes

NUTRIENTS PER SERVING					
CALORIES	CARBOHYDRATES	PROTEIN	TOTAL FAT	CALCIUM	SODIUM
250 kcal	39 g	4 g	9 g	20 mg	55 mg

INGREDIENTS	SERVINGS 25	SERVINGS 50	SERVINGS 75	SERVINGS 100	PREPARATION STEP
1 Potato, Fries Krinkle Cut RTC	6 lb 4 Oz	12 lb 8 Oz	18 lb 12 Oz	25 lb	WASH HANDS before beginning preparation. SANITIZE surfaces & equipment. Spread fries in single layer on sheet pan(s). Bake until golden brown.
2					CCP -- Maintain >135F/57C for 4 hrs only.
3					Discard unused product.

Brussels Sprouts Balsamic f/Frz (Balsamic Brussels



Health & Human Services



COOK TIME	COOK TEMP	COOK METHOD	SERVING SIZE	ALLERGENS
20 Min	425.0 °F	Roast	1/2 Cup	☐Contains: AllergenSulphites

NUTRIENTS PER SERVING					
CALORIES	CARBOHYDRATES	PROTEIN	TOTAL FAT	CALCIUM	SODIUM
100 kcal	11 g	5 g	6 g	40 mg	160 mg

INGREDIENTS	SERVINGS 25	SERVINGS 50	SERVINGS 75	SERVINGS 100	INGREDIENT PREP	PREPARATION STEP
1						WASH HANDS before beginning preparation & SANITIZE surfaces & equipment.
2 Brussels Sprouts, Frz	6 lb 4 Oz	12 lb 8 Oz	18 lb 12 Oz	25 lb	Halved	Spread frozen brussels sprouts on a large baking sheet in an even layer. Bake for 10 minutes.
Oil, Olive	1/2 Cup	1 Cup	1 1/2 Cup	2 Cup		Remove sprouts from oven. Carefully toss with oil, salt, and pepper. Return to oven and bake until sprouts are tender, 10-15 minutes.
3 Salt, Iodized	1 1/2 tsp	1 Tbsp	1 Tbsp 2 tsp	2 Tbsp		
Pepper, Black Ground	2 tsp	1 Tbsp 1 tsp	2 Tbsp	2 Tbsp 2 tsp		
Vinegar, Balsamic	1/4 Cup	1/2 Cup	3/4 Cup	1 Cup		In a small bowl whisk together vinegar, brown sugar, and second portion of oil.
4 Sugar, Brown Light	1 Tbsp 1 tsp	2 Tbsp 2 tsp	1/4 Cup	1/3 Cup		
Oil, Olive	1 Tbsp 1 tsp	2 Tbsp 2 tsp	1/4 Cup	1/3 Cup		

Brussels Sprouts Balsamic f/Frz (Balsamic Brussels



Health & Human Services



	INGREDIENTS	SERVINGS 25	SERVINGS 50	SERVINGS 75	SERVINGS 100	INGREDIENT PREP	PREPARATION STEP
5							Remove brussels sprouts from oven, and toss to coat in vinegar mixture while still warm. Serve immediately.
6							CCP -- Maintain: Product held at >135F/57C Temperature should be taken every 2 hours during holding. *Maintaining at the proper temperature will present no food safety issue; long hot holding times can affect food quality.
7							Discard unused product.

Fruit Fresh Spring/Summer (Seasonal Fresh Fruit)



Health & Human Services



COOK TEMP	COOK METHOD	SERVING SIZE	ALLERGENS
0.0 °F	Chill	1 Cup	☐Contains: Orange, AllergenSulphites, Strawberry, Bananas, Citrus, Apples

NUTRIENTS PER SERVING					
CALORIES	CARBOHYDRATES	PROTEIN	TOTAL FAT	CALCIUM	SODIUM
80 kcal	22 g	2 g	0 g	30 mg	5 mg

INGREDIENTS	SERVINGS 25	SERVINGS 50	SERVINGS 75	SERVINGS 100	PREPARATION STEP
Banana Whole Fresh	5 each	10 each	15 each	20 each	<p>WASH HANDS before beginning preparation. SANITIZE surfaces & equipment.</p> <p>Fruit may vary from foods listed. Ask Manager which Fruit to use. These Fresh fruits include Bananas, Apple Slices, Oranges, Strawberries, & Grapes.</p>
Orange Fresh Whole	5 whole	10 whole	15 whole	20 whole	
1 Grapes Fresh	1 1/4 Qt	2 1/2 Qt	3 3/4 Qt	1 Gal 2 Cup	
Strawberries f/Fresh	1 1/4 Qt	2 1/2 Qt	3 3/4 Qt	1 Gal 2 Cup	
Apple Slices f/Fresh	1 1/4 Qt	2 1/2 Qt	3 3/4 Qt	1 Gal 2 Cup	
2					<p>Wash & prepare as appropriate for the Fruit.</p> <p>Place prepared Fruit in serving dish. Chill <40F.</p>

Banana Whole Fresh (Banana)




SERVING SIZE	ALLERGENS
1 each	<input type="checkbox"/> Contains: Bananas

NUTRIENTS PER SERVING					
CALORIES	CARBOHYDRATES	PROTEIN	TOTAL FAT	CALCIUM	SODIUM
100 kcal	26 g	2 g	0 g	10 mg	5 mg

INGREDIENTS	SERVINGS 25	SERVINGS 50	SERVINGS 75	SERVINGS 100	PREPARATION STEP
1					WASH HANDS before beginning preparation & SANITIZE surfaces & equipment.
2					Portion according to serving size.
3					Discard unused product.

Banana Whole Fresh (Banana)



Grapes Fresh (Fresh Grapes)

SERVING SIZE	ALLERGENS
1/2 Cup	<input type="checkbox"/> Contains: Allergen Sulphites

NUTRIENTS PER SERVING					
CALORIES	CARBOHYDRATES	PROTEIN	TOTAL FAT	CALCIUM	SODIUM
80 kcal	21 g	1 g	0 g	20 mg	5 mg

INGREDIENTS	SERVINGS 25	SERVINGS 50	SERVINGS 75	SERVINGS 100	PREPARATION STEP
1					WASH HANDS before beginning preparation & SANITIZE surfaces & equipment.
2 Grapes, Green Seedless	6 lb 4 Oz	12 lb 8 Oz	18 lb 12 Oz	25 lb	Remove stems, portion into 4 oz servings
3					CCP -- Maintain <40F/4C; discard unused product.

Strawberries f/Fresh (Fresh Strawberries)

COOK METHOD	SERVING SIZE	ALLERGENS
Chill	1/2 Cup	<input type="checkbox"/> Contains: Strawberry

NUTRIENTS PER SERVING					
CALORIES	CARBOHYDRATES	PROTEIN	TOTAL FAT	CALCIUM	SODIUM
35 kcal	9 g	1 g	0 g	20 mg	5 mg

INGREDIENTS	SERVINGS 25	SERVINGS 50	SERVINGS 75	SERVINGS 100	PREPARATION STEP
1 Strawberries, Fresh	6 lb 4 Oz	12 lb 8 Oz	18 lb 12 Oz	25 lb	WASH HANDS before beginning preparation & SANITIZE surfaces & equipment.
2					WASH ALL PRODUCE under cool, running water. Drain well.
3					Remove stems and cut into quarters.
4					CCP -- Maintain <40F/4C; discard unused product.

Apple Slices f/Fresh (Chilled Apple Slices)

COOK METHOD	SERVING SIZE	ALLERGENS
Chill	1/2 Cup	☐ Contains: Apples

NUTRIENTS PER SERVING					
CALORIES	CARBOHYDRATES	PROTEIN	TOTAL FAT	CALCIUM	SODIUM
40 kcal	11 g	0 g	0 g	0 mg	5 mg

INGREDIENTS	SERVINGS 25	SERVINGS 50	SERVINGS 75	SERVINGS 100	INGREDIENT PREP	PREPARATION STEP
1 Apple, Red Delicious	12.5 each	25 each	37.5 each	50 each	Sliced	WASH HANDS before beginning preparation & SANITIZE surfaces & equipment.
2						WASH ALL PRODUCE under cool, running water. Drain well.
3						Core and cut into 1/2 " slices and serve.
4						CCP -- Maintain <40F/4C; discard unused product.

Bun Hot Dog Whole Wheat (WW Hot Dog Bun)

COOK METHOD	SERVING UTENSIL	SERVING SIZE	ALLERGENS
Bake	Gloved	1 each	☐Contains: AllergenWheat, AllergenSoy, Bran

NUTRIENTS PER SERVING					
CALORIES	CARBOHYDRATES	PROTEIN	TOTAL FAT	CALCIUM	SODIUM
120 kcal	21 g	6 g	1.5 g	100 mg	200 mg

INGREDIENTS	SERVINGS 25	SERVINGS 50	SERVINGS 75	SERVINGS 100	PREPARATION STEP
1					WASH HANDS before beginning preparation & SANITIZE surfaces & equipment.
2					Portion according to serving size.
3					Discard unused product.

Milk 1% 8 flz PC (1% Milk)

SERVING SIZE	ALLERGENS
8 fl. oz	<input type="checkbox"/> Contains: AllergenMilk

NUTRIENTS PER SERVING					
CALORIES	CARBOHYDRATES	PROTEIN	TOTAL FAT	CALCIUM	SODIUM
100 kcal	13 g	9 g	2.5 g	350 mg	110 mg

INGREDIENTS	SERVINGS 25	SERVINGS 50	SERVINGS 75	SERVINGS 100	PREPARATION STEP
1					WASH HANDS before beginning preparation & SANITIZE surfaces & equipment.
2					Portion according to serving size.
3					CCP -- Maintain <40F/4C.
4					Discard unused product.

BBQ Pork Ribs (BBQ Pork Ribs)

COOK TIME	COOK TEMP	COOK METHOD	SERVING SIZE	ALLERGENS
120 Min	325.0 °F	Bake	3 Oz	☐Contains: Tomato, Pork & Products, AllergenWheat, AllergenSulphites

NUTRIENTS PER SERVING						
CALORIES	CARBOHYDRATES		PROTEIN	TOTAL FAT	CALCIUM	SODIUM
330 kcal	21 g		21 g	18 g	50 mg	610 mg

INGREDIENTS	SERVINGS 25	SERVINGS 50	SERVINGS 75	SERVINGS 100	INGREDIENT PREP	PREPARATION STEP
1 Pork, Ribs Raw	7 lb 3 Oz	14 lb 6 Oz	21 lb 9 Oz	28 lb 12 Oz	Trimmed	WASH HANDS before beginning preparation. SANITIZE surfaces & equipment. Separate ribs into serving size pieces. *Refrigerate at <40F/4C.
2 Sauce, BBQ	1 1/4 Qt	2 1/2 Qt	3 3/4 Qt	1 Gal 2 Cup		Place in roasting pan and brown uncovered in oven at 350F until browned lightly, about 30 min. Pour off fat. *Maintain at >135F/57C. Pour Sauce over Ribs.
3						Cover with foil and bake at 350F until Meat is tender and *internal temp 160F/71C for 15 sec is reached, about 1 1/2 hrs.
4						Uncover and bake an additional 20-30 min.
5						CCP -- Maintain >135F/57C for only 4 hrs.
6						CCP -- Cool: Product must reach 140F to 70F within 2 hrs and 70F to 40F within 4 hrs.
7						CCP -- Reheat: To internal temp 165F held 15 sec within 1 hr - one time only.

Potato Wedges Rosemary f/Fresh (Rosemary Potat



Health & Human Services



COOK TIME	COOK TEMP	COOK METHOD	SERVING UTENSIL	SERVING SIZE	ALLERGENS
35 Min	400.0 °F	Roast	4z Spoodle	1/2 Cup	☐Contains: Potatoes

NUTRIENTS PER SERVING						
CALORIES	CARBOHYDRATES		PROTEIN	TOTAL FAT	CALCIUM	SODIUM
170 kcal	30 g		3 g	4.5 g	20 mg	150 mg

INGREDIENTS	SERVINGS 25	SERVINGS 50	SERVINGS 75	SERVINGS 100	INGREDIENT PREP	PREPARATION STEP
1 Potato, Russet/Baking Fresh	7 lb 8 Oz	15 lb	22 lb 8 Oz	30 lb	Cut into Wedges	WASH HANDS before beginning preparation & SANITIZE surfaces & equipment.
2 Oil, Vegetable	1/2 Cup	1 Cup	1 1/2 Cup	2 Cup		Wash & peel potatoes. Cut into pieces approximately 2 inches in size. (Pre-peeled and wedged potatoes may also be used.) Place potatoes in bowl.
3 Salt, Iodized	1 1/2 tsp	1 Tbsp	1 Tbsp 2 tsp	2 Tbsp		Pour oil over potatoes. Stir to coat. Drain excess oil from potatoes.
Pepper, Black Ground	1 1/2 tsp	1 Tbsp	1 Tbsp 2 tsp	2 Tbsp		
Rosemary, Dried Whole	2 Tbsp	1/4 Cup	1/3 Cup	1/2 Cup		
4						Spread potatoes in a single layer on oiled baking sheets. Combine salt, pepper and rosemary. Sprinkle a light coat of mixture over potatoes. Roast potatoes until tender & golden brown.
5						CCP -- Maintain: Product held at >135F/57C Temperature should be taken every 2 hours during holding. *Maintaining at the proper temperature will present no food safety issue; long hot holding times can affect food quality.

Potato Wedges Rosemary f/Fresh (Rosemary Potatoes)



	INGREDIENTS	SERVINGS 25	SERVINGS 50	SERVINGS 75	SERVINGS 100	INGREDIENT PREP	PREPARATION STEP
6							CCP -- Cool: Product must reach 135F/57C to 70F/21C within 2 hrs and 70F/21C to 40F/4C within 4 hrs.
7							CCP -- Reheat: To internal temperature of 165F/74C held for at least 15 seconds.

Broccoli Slaw f/Broc Slaw Mix (Broccoli Slaw)

COOK TEMP	COOK METHOD	SERVING SIZE	ALLERGENS
0.0 °F	Mix & Chill	1/2 Cup	☐Contains: Broccoli, AllergenSulphites, AllergenEggs, Mustard

NUTRIENTS PER SERVING					
CALORIES	CARBOHYDRATES	PROTEIN	TOTAL FAT	CALCIUM	SODIUM
200 kcal	9 g	4 g	18 g	75 mg	280 mg

INGREDIENTS	SERVINGS 25	SERVINGS 50	SERVINGS 75	SERVINGS 100	INGREDIENT PREP	PREPARATION STEP
1						WASH HANDS before beginning preparation & SANITIZE surfaces & equipment.
Broccoli, Slaw Mix	6 lb 2 Oz	12 lb 4 Oz	18 lb 6 Oz	24 lb 8 Oz		Combine all Ingredients. Mix well. *Chill at <40F/4C for at least 2 hrs before service.
Mayonnaise, Bulk	2 1/2 Cup	1 1/4 Qt	2.0 Qt	2 1/2 Qt		
Vinegar, White	1/3 Cup	2/3 Cup	1.0 Cup	1 1/4 Cup		
Parsley, Fresh	1/3 Cup	2/3 Cup	1.0 Cup	1 1/4 Cup	Chopped	
2 Sugar, Granulated Bulk	2.5 Oz	5 Oz	7.5 Oz	10 Oz		
Salt, Iodized	1 1/2 tsp	1 Tbsp	1 Tbsp 2 tsp	2 Tbsp		
Pepper, Black Ground	1.0 tsp	2.0 tsp	2 3/4 tsp	1 Tbsp 1 tsp		
Dill, Fresh	1 Tbsp 1 tsp	2 Tbsp 2 tsp	1/4 Cup	1/3 Cup		

Broccoli Slaw f/Broc Slaw Mix (Broccoli Slaw)

	INGREDIENTS	SERVINGS 25	SERVINGS 50	SERVINGS 75	SERVINGS 100	INGREDIENT PREP	PREPARATION STEP
	Mustard, Powder	2.0 tsp	1 Tbsp 1 tsp	1 Tbsp 3 tsp	2 Tbsp 2 tsp		
3							CCP -- Maintain <40F/4C; discard unused product.

Melon Cantaloupe Cubes f/Fresh (Fresh Cantaloupe)

COOK METHOD	SERVING SIZE	ALLERGENS
Chill	1 Cup	None

NUTRIENTS PER SERVING					
CALORIES	CARBOHYDRATES	PROTEIN	TOTAL FAT	CALCIUM	SODIUM
50 kcal	13 g	2 g	0 g	20 mg	25 mg

INGREDIENTS	SERVINGS 25	SERVINGS 50	SERVINGS 75	SERVINGS 100	PREPARATION STEP
1 Melon, Cantaloupe Fresh	8 lb 10 Oz	17 lb 3 Oz	25 lb 13 Oz	34 lb 6 Oz	WASH HANDS before beginning preparation & SANITIZE surfaces & equipment.
2					Remove peel. Remove seeds in center. Cut into 1/2" cubes.
3					CCP -- Maintain <40F/4C; discard unused product.

Milk 1% 8 flz PC (1% Milk)

SERVING SIZE	ALLERGENS
8 fl. oz	<input type="checkbox"/> Contains: AllergenMilk

NUTRIENTS PER SERVING					
CALORIES	CARBOHYDRATES	PROTEIN	TOTAL FAT	CALCIUM	SODIUM
100 kcal	13 g	9 g	2.5 g	350 mg	110 mg

INGREDIENTS	SERVINGS 25	SERVINGS 50	SERVINGS 75	SERVINGS 100	PREPARATION STEP
1					WASH HANDS before beginning preparation & SANITIZE surfaces & equipment.
2					Portion according to serving size.
3					CCP -- Maintain <40F/4C.
4					Discard unused product.

Potato Baby Roasted Seasoned RTC (Seasoned Roasted Baby Potatoes)




COOK-END TEMP	SERVING SIZE	ALLERGENS
165 °F	1/2 Cup	☐Contains: Potatoes, Garlic, AllergenSulphites, Onion

NUTRIENTS PER SERVING					
CALORIES	CARBOHYDRATES	PROTEIN	TOTAL FAT	CALCIUM	SODIUM
60 kcal	15 g	2 g	0 g	10 mg	160 mg

INGREDIENTS	SERVINGS 25	SERVINGS 50	SERVINGS 75	SERVINGS 100	PREPARATION STEP
1					WASH HANDS before beginning preparation & SANITIZE surfaces & equipment.
2					Oven: Bake at 375F for 15 minutes in a single layer on a greased sheet pan.
3					Deep Fry: Fry at 345F for 9.5 minutes, shaking basket after 1 minute. Remove from fryer and let stand for 3 minutes.
4					Microwave: Microwave 1/2 bag on high for 10 minutes, covered, stirring halfway through cook time. Let stand for 1 minute.
5					CCP -- Cook to internal temp of 165F/74C held for 15 sec.
6					Portion according to serving size.
7					CCP -- Maintain: Product held at >135F/57C Temperature should be taken every 2 hours during holding. *Maintaining at the proper temperature will present no food safety issue; long hot holding times can affect food quality.

Potato Baby Roasted Seasoned RTC (Seasoned Roasted Baby Potatoes)



INGREDIENTS	SERVINGS 25	SERVINGS 50	SERVINGS 75	SERVINGS 100	PREPARATION STEP
8					Discard unused product.

Artichoke Salad w/Vinaigrette (Artichoke Salad)

SERVING SIZE	ALLERGENS
1/2 Cup	☐Contains: Onion, Tomato, Garlic, AllergenSulphites, Mushroom

NUTRIENTS PER SERVING					
CALORIES	CARBOHYDRATES	PROTEIN	TOTAL FAT	CALCIUM	SODIUM
170 kcal	9 g	3 g	15 g	20 mg	210 mg

INGREDIENTS	SERVINGS 25	SERVINGS 50	SERVINGS 75	SERVINGS 100	INGREDIENT PREP	PREPARATION STEP
1 Mushrooms, Fresh	2 lb	4 lb	6 lb	8 lb	Quartered	WASH HANDS before beginning preparation. SANITIZE surfaces & equipment. Brush mushrooms free from any dirt. Steam mushrooms. Chill at <40F.
2 Sauce Vinaigrette	2 Cup	1 Qt	1 1/2 Qt	2 Qt		Combine vegetables.
Tomato, Fresh	2 lb	4 lb	6 lb	8 lb	Cubed	Pour vinaigrette over vegetables. Mix lightly to distribute evenly.
3 Onion, Yellow	1 lb	2 lb	3 lb	4 lb	Diced	
Artichoke, Hearts Cnd	2 lb	4 lb	6 lb	8 lb		
4						CCP -- Maintain <40F/4C.

Sauce Vinaigrette (Vinaigrette)

SERVING SIZE	ALLERGENS
1 fl. oz	☐Contains: AllergenSulphites, Garlic

NUTRIENTS PER SERVING					
CALORIES	CARBOHYDRATES	PROTEIN	TOTAL FAT	CALCIUM	SODIUM
210 kcal	0 g	0 g	23 g	0 mg	290 mg

INGREDIENTS	SERVINGS 25	SERVINGS 50	SERVINGS 75	SERVINGS 100	INGREDIENT PREP	PREPARATION STEP
1						WASH HANDS before beginning preparation & SANITIZE surfaces & equipment.
Vinegar, White	1 Cup	2 Cup	3 Cup	1 Qt		Combine Vinegar and Seasoning in mixer bowl.
Salt, Iodized	1 Tbsp	2 Tbsp	3 Tbsp	1/4 Cup		
2 Pepper, White	1 tsp	2 tsp	1 Tbsp	1 Tbsp 1 tsp		
Pepper, Cayenne	1 tsp	2 tsp	1 Tbsp	1 Tbsp 1 tsp		
3 Oil, Vegetable	1 1/4 Cup	2 1/2 Cup	3 3/4 Cup	1 1/4 Qt		Combine Oils. Slowly add to Vinegar mixture. Mix on low speed until Oil is blended in.
Oil, Vegetable	1 1/3 Cup	2 3/4 Cup	1.0 Qt	1 1/2 Qt		
4 Parsley, Dried	1 Tbsp 1 tsp	2 Tbsp 2 tsp	3 Tbsp 2 tsp	1/3 Cup		Add Herbs to Vinaigrette. *Chill <40F. Stir before using.
Garlic, Whole Fresh	1 Tbsp 2 tsp	3 Tbsp	1/4 Cup	1/3 Cup	Minced	

Sauce Vinaigrette (Vinaigrette)

	INGREDIENTS	SERVINGS 25	SERVINGS 50	SERVINGS 75	SERVINGS 100	INGREDIENT PREP	PREPARATION STEP
	Chives, Dry	1 Tbsp 1 tsp	2 Tbsp 2 tsp	3 Tbsp 2 tsp	1/3 Cup		
5							CCP -- Maintain <40F/4C; discard unused product.
6							NOTES: Fresh Herbs may be substituted for dry. 1 Tbsp fresh = 1 tsp dry.

Banana Whole Fresh (Banana)



SB6		SERVING SIZE ALLERGENS	
1 each		<input type="checkbox"/> Contains: Bananas	

NUTRIENTS PER SERVING					
CALORIES	CARBOHYDRATES	PROTEIN	TOTAL FAT	CALCIUM	SODIUM
100 kcal	26 g	2 g	0 g	10 mg	5 mg

INGREDIENTS	SERVINGS 25	SERVINGS 50	SERVINGS 75	SERVINGS 100	PREPARATION STEP
1					WASH HANDS before beginning preparation & SANITIZE surfaces & equipment.
2					Portion according to serving size.
3					Discard unused product.

Banana Whole Fresh (Banana)



Milk 1% 8 flz PC (1% Milk)

SERVING SIZE	ALLERGENS
8 fl. oz	<input type="checkbox"/> Contains: AllergenMilk

NUTRIENTS PER SERVING					
CALORIES	CARBOHYDRATES	PROTEIN	TOTAL FAT	CALCIUM	SODIUM
100 kcal	13 g	9 g	2.5 g	350 mg	110 mg

INGREDIENTS	SERVINGS 25	SERVINGS 50	SERVINGS 75	SERVINGS 100	PREPARATION STEP
1					WASH HANDS before beginning preparation & SANITIZE surfaces & equipment.
2					Portion according to serving size.
3					CCP -- Maintain <40F/4C.
4					Discard unused product.

Soup Broccoli Cheese Hmd (Broccoli Cheese Soup)



Health & Human Services



COOK TIME	COOK METHOD	SERVING SIZE	ALLERGENS
30 Min	Simmer	6 fl. oz	☐Contains: Broccoli, Onion, AllergenSoy, Corn, Garlic, AllergenMilk, AllergenWheat, Chicken

NUTRIENTS PER SERVING					
CALORIES	CARBOHYDRATES	PROTEIN	TOTAL FAT	CALCIUM	SODIUM
150 kcal	11 g	8 g	9 g	225 mg	170 mg

INGREDIENTS	SERVINGS 25	SERVINGS 50	SERVINGS 75	SERVINGS 100	INGREDIENT PREP	PREPARATION STEP
1						WASH HANDS before beginning preparation & SANITIZE surfaces & equipment.
2	Margarine, Solids 3.5 Oz	6.5 Oz	10 Oz	13 Oz		In a stock pot or kettle melt margarine. Add onions and saute until tender.
	Onion, Yellow 1/2 Cup	1 Cup	1 1/2 Cup	2 Cup	Diced	
3	Flour, All Purpose 1 Cup	2 Cup	3 Cup	1 Qt		Add flour and pepper. Stir until blended. Cook 5 min stirring often. Add chicken base. Blend in milk and water stirring constantly. Reduce heat and cook until thickened, stirring often.
	Pepper, Black Ground 1/2 tsp	1 tsp	1 1/2 tsp	2 tsp		
	Base, Chicken Paste LS G-F 1 Tbsp 2 tsp	3 Tbsp	1/4 Cup	1/3 Cup		
	Milk, 2% Bulk 2 Qt	1 Gal	1 Gal 3 Cup	2 Gal		
	Water, Tap 1 Qt	2 Qt	3 Qt	1 Gal		

Soup Broccoli Cheese Hmd (Broccoli Cheese Soup)



Health & Human Services



	INGREDIENTS	SERVINGS 25	SERVINGS 50	SERVINGS 75	SERVINGS 100	INGREDIENT PREP	PREPARATION STEP
4	Cheese, Cheddar Shredded	12 Oz	1 lb 8 Oz	2 lb 4 Oz	3 lb		Blend in cheese to soup mixture.
5	Broccoli, Florets Frz	1 lb 8 Oz	3 lb	4 lb 8 Oz	6 lb		Steam broccoli to tender crisp. Add to soup mixture. Let simmer on low heat for 30 min.
6							CCP -- Maintain: Product held at >135F/57C Temperature should be taken every 2 hours during holding. *Maintaining at the proper temperature will present no food safety issue; long hot holding times can affect food quality.
7							CCP -- Cool: Product must reach 135F/57C to 70F/21C within 2 hrs and 70F/21C to 40F/4C within 4 hrs.
8							CCP -- Reheat: To internal temperature of 165F/74C held for at least 15 seconds.

Coleslaw f/Shredded Mix & Dressing (Coleslaw)

COOK TEMP	COOK METHOD	SERVING SIZE	ALLERGENS
0.0 °F	Chill	1/2 Cup	☐Contains: AllergenEggs, AllergenMilk, Cabbage

NUTRIENTS PER SERVING					
CALORIES	CARBOHYDRATES	PROTEIN	TOTAL FAT	CALCIUM	SODIUM
100 kcal	8 g	1 g	7 g	30 mg	190 mg

INGREDIENTS	SERVINGS 25	SERVINGS 50	SERVINGS 75	SERVINGS 100	PREPARATION STEP
1 Cabbage, Green Shredded Mix	3 lb 2 Oz	6 lb 4 Oz	9 lb 6 Oz	12 lb 8 Oz	WASH HANDS before beginning preparation. SANITIZE surfaces & equipment. Pour Coleslaw mix into large mixing bowl. *Maintain <40F.
Dressing, Coleslaw Bulk	2 Cup	1 Qt	1 1/2 Qt	2 Qt	
2					Combine Dressing Mix and mix lightly.
3					CCP -- Keep chilled at 40F.

Cottage Cheese w/Fruit (Cottage Cheese & Fruit)

COOK TEMP	COOK METHOD	SERVING SIZE	ALLERGENS
0.0 °F	Chill	1 each	☐Contains: AllergenMilk, Cherry, Strawberry

NUTRIENTS PER SERVING					
CALORIES	CARBOHYDRATES	PROTEIN	TOTAL FAT	CALCIUM	SODIUM
170 kcal	25 g	15 g	3 g	175 mg	390 mg

INGREDIENTS	SERVINGS 25	SERVINGS 50	SERVINGS 75	SERVINGS 100	INGREDIENT PREP	PREPARATION STEP
1 Lettuce, Green Leaf	2 lb 8 Oz	5 lb	7 lb 8 Oz	10 lb	Separated	WASH HANDS before beginning preparation. SANITIZE surfaces & equipment. Place 1 Lettuce Leaf on each plate. Top with 1/2 cup of Cheese. Arrange Fruits around Cheese. Cover and chill <40F.
Cottage Cheese, 2% Fat	3 1/8 Qt	1 Gal 4 Cup	2 Gal 2 Cup	3 Gal 1 Cup		
Melon, Cantaloupe Fresh	6.25 each	12.5 each	18.75 each	25 each	Peeled & Sliced	
Strawberries, Fresh	2 lb 8 Oz	5 lb	7 lb 8 Oz	10 lb	Hulled & Sliced	
Cherries, Maraschino	1/3 Cup	3/4 Cup	1 1/8 Cup	1 1/2 Cup		
2						CCP - Maintain <40F.

Muffin Banana Bran f/Bran Mix (Banana Bran Muffin)



Health & Human Services



COOK TIME	COOK TEMP	COOK METHOD	SERVING SIZE	ALLERGENS
20 Min	400.0 °F	Bake	1 each	☐Contains: AllergenEggs, AllergenWheat, Bran, Bananas, AllergenSoy

NUTRIENTS PER SERVING						
CALORIES	CARBOHYDRATES		PROTEIN	TOTAL FAT	CALCIUM	SODIUM
100 kcal	19 g		2 g	3 g	20 mg	170 mg

INGREDIENTS	SERVINGS 25	SERVINGS 50	SERVINGS 75	SERVINGS 100	INGREDIENT PREP	PREPARATION STEP
1						WASH HANDS before beginning preparation & SANITIZE surfaces & equipment.
Muffin Mix, Bran	1 lb 12 Oz	3 lb 7 Oz	5 lb 3 Oz	6 lb 14 Oz		Prepare muffin mix according to package directions. Fold in sliced bananas.
2 Water, Tap	1 1/3 Cup	2 3/4 Cup	1.0 Qt	1 1/2 Qt		
Banana Whole Fresh	1 2/3 Cup	3 1/3 Cup	1 1/4 Qt	1 3/4 Qt	Sliced	
3						Place #16 scoop prepared dough in muffin pan(s) to bake. Bake at 400F/204C for 20-25 min, or until golden brown, or bake per manufacturer's instructions.
4						Remove muffins from pan(s) as soon as baked.
5						CCP -- Cool: Product must reach 135F/57C to 70F/21C within 2 hrs and 70F/21C to 40F/4C within 4 hrs.

Banana Whole Fresh (Banana)



SERVING SIZE	ALLERGENS
1 each	<input type="checkbox"/> Contains: Bananas

NUTRIENTS PER SERVING					
CALORIES	CARBOHYDRATES	PROTEIN	TOTAL FAT	CALCIUM	SODIUM
100 kcal	26 g	2 g	0 g	10 mg	5 mg

INGREDIENTS	SERVINGS 25	SERVINGS 50	SERVINGS 75	SERVINGS 100	PREPARATION STEP
1					WASH HANDS before beginning preparation & SANITIZE surfaces & equipment.
2					Portion according to serving size.
3					Discard unused product.

Banana Whole Fresh (Banana)



Dressing Italian LoCal PC (LoCal Italian Dressing)

SERVING SIZE	ALLERGENS
1 each	None

NUTRIENTS PER SERVING					
CALORIES	CARBOHYDRATES	PROTEIN	TOTAL FAT	CALCIUM	SODIUM
15 kcal	2 g	0 g	1 g	0 mg	135 mg

INGREDIENTS	SERVINGS 25	SERVINGS 50	SERVINGS 75	SERVINGS 100	PREPARATION STEP
1					WASH HANDS before beginning preparation & SANITIZE surfaces & equipment.
2					Portion according to serving size.
3					Discard unused product.

Milk 1% 8 flz PC (1% Milk)

SERVING SIZE	ALLERGENS
8 fl. oz	<input type="checkbox"/> Contains: AllergenMilk

NUTRIENTS PER SERVING					
CALORIES	CARBOHYDRATES	PROTEIN	TOTAL FAT	CALCIUM	SODIUM
100 kcal	13 g	9 g	2.5 g	350 mg	110 mg

INGREDIENTS	SERVINGS 25	SERVINGS 50	SERVINGS 75	SERVINGS 100	PREPARATION STEP
1					WASH HANDS before beginning preparation & SANITIZE surfaces & equipment.
2					Portion according to serving size.
3					CCP -- Maintain <40F/4C.
4					Discard unused product.

Artichoke Salad w/Vinaigrette (Artichoke Salad)

SERVING SIZE	ALLERGENS
1/2 Cup	☐ Contains: Onion, Tomato, Garlic, Allergen Sulphites, Mushroom

NUTRIENTS PER SERVING					
CALORIES	CARBOHYDRATES	PROTEIN	TOTAL FAT	CALCIUM	SODIUM
170 kcal	9 g	3 g	15 g	20 mg	210 mg

INGREDIENTS	SERVINGS 25	SERVINGS 50	SERVINGS 75	SERVINGS 100	INGREDIENT PREP	PREPARATION STEP
1 Mushrooms, Fresh	2 lb	4 lb	6 lb	8 lb	Quartered	WASH HANDS before beginning preparation. SANITIZE surfaces & equipment. Brush mushrooms free from any dirt. Steam mushrooms. Chill at <40F.
2 Sauce Vinaigrette	2 Cup	1 Qt	1 1/2 Qt	2 Qt		
Tomato, Fresh	2 lb	4 lb	6 lb	8 lb	Cubed	Pour vinaigrette over vegetables. Mix lightly to distribute evenly.
3 Onion, Yellow	1 lb	2 lb	3 lb	4 lb	Diced	
Artichoke, Hearts Cnd	2 lb	4 lb	6 lb	8 lb		
4						CCP -- Maintain <40F/4C.

Sauce Vinaigrette (Vinaigrette)

SERVING SIZE	ALLERGENS
1 fl. oz	☐Contains: Allergen Sulphites, Garlic

NUTRIENTS PER SERVING					
CALORIES	CARBOHYDRATES	PROTEIN	TOTAL FAT	CALCIUM	SODIUM
210 kcal	0 g	0 g	23 g	0 mg	290 mg

INGREDIENTS	SERVINGS 25	SERVINGS 50	SERVINGS 75	SERVINGS 100	INGREDIENT PREP	PREPARATION STEP
1						WASH HANDS before beginning preparation & SANITIZE surfaces & equipment.
Vinegar, White	1 Cup	2 Cup	3 Cup	1 Qt		Combine Vinegar and Seasoning in mixer bowl.
Salt, Iodized	1 Tbsp	2 Tbsp	3 Tbsp	1/4 Cup		
2 Pepper, White	1 tsp	2 tsp	1 Tbsp	1 Tbsp 1 tsp		
Pepper, Cayenne	1 tsp	2 tsp	1 Tbsp	1 Tbsp 1 tsp		
3 Oil, Vegetable	1 1/4 Cup	2 1/2 Cup	3 3/4 Cup	1 1/4 Qt		Combine Oils. Slowly add to Vinegar mixture. Mix on low speed until Oil is blended in.
Oil, Vegetable	1 1/3 Cup	2 3/4 Cup	1.0 Qt	1 1/2 Qt		
4 Parsley, Dried	1 Tbsp 1 tsp	2 Tbsp 2 tsp	3 Tbsp 2 tsp	1/3 Cup		Add Herbs to Vinaigrette. *Chill <40F. Stir before using.
Garlic, Whole Fresh	1 Tbsp 2 tsp	3 Tbsp	1/4 Cup	1/3 Cup	Minced	

Sauce Vinaigrette (Vinaigrette)

	INGREDIENTS	SERVINGS 25	SERVINGS 50	SERVINGS 75	SERVINGS 100	INGREDIENT PREP	PREPARATION STEP
	Chives, Dry	1 Tbsp 1 tsp	2 Tbsp 2 tsp	3 Tbsp 2 tsp	1/3 Cup		
5							CCP -- Maintain <40F/4C; discard unused product.
6							NOTES: Fresh Herbs may be substituted for dry. 1 Tbsp fresh = 1 tsp dry.

Meatballs Swedish w/Sauce (Swedish Meatballs)

COOK TIME	COOK TEMP	COOK-END TEMP	COOK METHOD	SERVING SIZE	ALLERGENS
60 Min	325.0 °F	160 °F	Bake	3 each	☐Contains: Potatoes, AllergenWheat, Beef, Onion, Garlic, AllergenMilk

NUTRIENTS PER SERVING						
CALORIES	CARBOHYDRATES		PROTEIN	TOTAL FAT	CALCIUM	SODIUM
290 kcal	17 g		18 g	17 g	125 mg	350 mg

INGREDIENTS	SERVINGS 25	SERVINGS 50	SERVINGS 75	SERVINGS 100	INGREDIENT PREP	PREPARATION STEP
1						WASH HANDS before beginning preparation & SANITIZE surfaces & equipment.
2	Bread White 1 lb	2 lb	3 lb	4 lb		Soak bread in milk for 1 hr.
	Milk, 2% Bulk 2 Cup	1 Qt	1 1/2 Qt	2 Qt		
3	Beef, Ground 80-85/20-15 Raw 6 lb	12 lb	18 lb	24 lb		Combine meat, potatoes, onion and seasonings in mixer bowl. Refrigerate until ready to cook.
	Potato, Russet/Baking Fresh 8 Oz	1 lb	1 lb 8 Oz	2 lb	Grated Fine	
	Onion, Yellow 1/4 Cup	1/2 Cup	3/4 Cup	1 Cup	Chopped Fine	
	Garlic, Powder 3/4 tsp	1 1/2 tsp	2 1/4 tsp	1 Tbsp		
4						Make Meatballs: Add bread to meat mixture. Mix to blend, do not overmix. Working 1/4 cup at a time, shape meat-bread mixture into balls. Place on baking pan(s) in a single layer. Bake 400F/204C to brown. Transfer to steamtable pans, reserving drippings.

Meatballs Swedish w/Sauce (Swedish Meatballs)

	INGREDIENTS	SERVINGS 25	SERVINGS 50	SERVINGS 75	SERVINGS 100	INGREDIENT PREP	PREPARATION STEP
5	Salt, Iodized	2.0 tsp	1 Tbsp 1 tsp	1 Tbsp 3 tsp	2 Tbsp 2 tsp		Gravy: Whisk flour into meat drippings and blend. Add salt and pepper. Add milk gradually, stirring constantly. Cook until smooth and thickened.
	Pepper, Black Ground	1 tsp	2 tsp	1 Tbsp	1 Tbsp 1 tsp		
	Flour, All Purpose	3/4 Cup	1 1/2 Cup	2 1/4 Cup	3 Cup		
	Milk, 2% Bulk	1 Qt	2 Qt	3 Qt	1 Gal		
6							Pour gravy over meatballs. Bake at 325F/162C, approximately 1 hr.
7							For Ground Meat (Beef, Pork, Veal, Lamb) and Meat Mixtures: Cook to internal temp of 160F/71C held for 3 minutes.
8							CCP -- Maintain: Product held at >135F/57C Temperature should be taken every 2 hours during holding. *Maintaining at the proper temperature will present no food safety issue; long hot holding times can affect food quality.
9							CCP -- Cool: Product must reach 135F/57C to 70F/21C within 2 hrs and 70F/21C to 40F/4C within 4 hrs.
10							CCP -- Reheat: To internal temperature of 165F/74C held for at least 15 seconds.

Rice Brown Pilaf (Brown Rice Pilaf)

COOK TIME	SERVING UTENSIL	SERVING SIZE	ALLERGENS
40 Min	#8 scoop	1 #8 sc.	☐Contains: Rice, Onion, Garlic, Chicken, Corn

NUTRIENTS PER SERVING					
CALORIES	CARBOHYDRATES	PROTEIN	TOTAL FAT	CALCIUM	SODIUM
120 kcal	25 g	3 g	1 g	20 mg	10 mg

INGREDIENTS	SERVINGS 25	SERVINGS 50	SERVINGS 75	SERVINGS 100	INGREDIENT PREP	PREPARATION STEP
1 Rice, Brown Raw	3 1/4 Cup	1 3/4 Qt	2 1/2 Qt	3 1/4 Qt		WASH HANDS before beginning preparation & SANITIZE surfaces & equipment.
Rice, White Parboiled	3/4 Cup	1 2/3 Cup	2 1/2 Cup	3 1/4 Cup		
Water, Tap	2 Qt	1 Gal	1 Gal 3 Cup	2 Gal		Place rice in steamtable pans.
2 Base, Chicken Paste LS G-F	1 Tbsp 2 tsp	3 Tbsp 1 tsp	1/3 Cup	1/3 Cup		
Pepper, Black Ground	1/8 tsp	1/4 tsp	1/2 tsp	1/2 tsp		
Onion, Yellow	2 Tbsp 2 tsp	1/3 Cup	1/2 Cup	2/3 Cup	Chopped	
3						Bring chicken base, water, pepper and onions to a boil.

Rice Brown Pilaf (Brown Rice Pilaf)

	INGREDIENTS	SERVINGS 25	SERVINGS 50	SERVINGS 75	SERVINGS 100	INGREDIENT PREP	PREPARATION STEP
4							Add 2.25qt. of hot stock mixture to each pan. Cover with foil or metal lid and bake at 350F/176C for 40 minutes.
5							CCP -- Maintain: Product held at >135F/57C Temperature should be taken every 2 hours during holding. *Maintaining at the proper temperature will present no food safety issue; long hot holding times can affect food quality.
6							Discard unused product.

Vegetable Mix Riviera f/Frz (Riviera Blend Vegetables)



Health & Human Services




COOK TEMP	COOK METHOD	SERVING SIZE	ALLERGENS
0.0 °F	Steam	1/2 Cup	☐Contains: Carrots, AllergenSoy, AllergenMilk

NUTRIENTS PER SERVING					
CALORIES	CARBOHYDRATES	PROTEIN	TOTAL FAT	CALCIUM	SODIUM
50 kcal	5 g	2 g	2 g	30 mg	35 mg

INGREDIENTS	SERVINGS 25	SERVINGS 50	SERVINGS 75	SERVINGS 100	PREPARATION STEP
1 Vegetable Mix, Riviera Frz	5 lb	10 lb	15 lb	20 lb	WASH HANDS before beginning preparation & SANITIZE surfaces & equipment.
Margarine, Solids	1/4 Cup	1/2 Cup	3/4 Cup	1 Cup	
Parsley, Dried	1 1/2 tsp	1 Tbsp	1 Tbsp 2 tsp	2 Tbsp	
2					Steam or boil Vegetables until tender. Add Seasoning and mix well.
3					CCP -- Maintain: Product held at >135F/57C Temperature should be taken every 2 hours during holding. *Maintaining at the proper temperature will present no food safety issue; long hot holding times can affect food quality.
4					CCP -- Cool: Product must reach 135F/57C to 70F/21C within 2 hrs and 70F/21C to 40F/4C within 4 hrs.
5					CCP -- Reheat: To internal temperature of 165F/74C held for at least 15 seconds.

Apple Scalloped Hmd f/Frz (Scalloped Apples)




COOK METHOD	SERVING SIZE	ALLERGENS
Cook	1/2 Cup	☐Contains: Cinnamon, AllergenMilk, Apples, AllergenSoy

NUTRIENTS PER SERVING					
CALORIES	CARBOHYDRATES	PROTEIN	TOTAL FAT	CALCIUM	SODIUM
90 kcal	15 g	0 g	4 g	10 mg	60 mg

INGREDIENTS	SERVINGS 25	SERVINGS 50	SERVINGS 75	SERVINGS 100	PREPARATION STEP
1					WASH HANDS before beginning preparation & SANITIZE surfaces & equipment.
2					Combine undrained fruit and seasonings. Cook off 3/4 Liquid and apples until tenser or minimum internal temp of >135F/57C held for 15sec.
Salt, Iodized	1/4 tsp	1/2 tsp	3/4 tsp	1 tsp	
Cinnamon, Ground	1 1/2 tsp	1 Tbsp	1 Tbsp 2 tsp	2 Tbsp	
Margarine, Solids	1/2 Cup	1 Cup	1 1/2 Cup	2 Cup	
Apple Slices, Frz	3 1/2 Qt	1 Gal 5 Cup	2 Gal 4 Cup	3 Gal 3 Cup	
Sugar, Granulated Bulk	3/4 Cup	1 1/2 Cup	2 1/4 Cup	3 Cup	
3					CCP -- Maintain: Product held at >135F/57C Temperature should be taken every 2 hours during holding. *Maintaining at the proper temperature will present no food safety issue; long hot holding times can affect food quality.

Apple Scalloped Hmd f/Frz (Scalloped Apples)



	INGREDIENTS	SERVINGS 25	SERVINGS 50	SERVINGS 75	SERVINGS 100	PREPARATION STEP
4						Optional: To serve cool, maintain <40F/4C.
5						NOTES: Can add thin slices of lemon. Peaches/pears may be substituted for apples.

Milk 1% 8 flz PC (1% Milk)

SERVING SIZE	ALLERGENS
8 fl. oz	<input type="checkbox"/> Contains: AllergenMilk

NUTRIENTS PER SERVING					
CALORIES	CARBOHYDRATES	PROTEIN	TOTAL FAT	CALCIUM	SODIUM
100 kcal	13 g	9 g	2.5 g	350 mg	110 mg

INGREDIENTS	SERVINGS 25	SERVINGS 50	SERVINGS 75	SERVINGS 100	PREPARATION STEP
1					WASH HANDS before beginning preparation & SANITIZE surfaces & equipment.
2					Portion according to serving size.
3					CCP -- Maintain <40F/4C.
4					Discard unused product.

Liver & Onions (Liver & Onions)



COOK TIME	COOK-END TEMP	COOK METHOD	SERVING SIZE	ALLERGENS
15 Min	145 °F	Grill	3 Oz	☐Contains: Onion, Beef, AllergenWheat, Garlic

NUTRIENTS PER SERVING						
CALORIES	CARBOHYDRATES	PROTEIN	TOTAL FAT	CALCIUM	SODIUM	
300 kcal	18 g	27 g	13 g	30 mg	360 mg	

INGREDIENTS	SERVINGS 25	SERVINGS 50	SERVINGS 75	SERVINGS 100	INGREDIENT PREP	PREPARATION STEP
1						WASH HANDS before beginning preparation & SANITIZE surfaces & equipment.
2	Flour, All Purpose	2 Cup	1 Qt	1 1/2 Qt	2 Qt	Mix seasonings with flour.
	Salt, Iodized	1 Tbsp	2 Tbsp	3 Tbsp	1/4 Cup	
	Pepper, Black Ground	1 Tbsp	2 Tbsp	3 Tbsp	1/4 Cup	
	Garlic, Powder	1 3/4 tsp	1 Tbsp	1 Tbsp 2 tsp	2 Tbsp 1 tsp	
3	Liver, Beef Raw	25 slice	50 slice	75 slice	100 slice	Dredge liver in seasoned flour. Chill until ready to grill.
4	Oil, Vegetable	1 Cup	2 Cup	3 Cup	1 Qt	Oil grill; grill liver slices.
5	Onion, Yellow	3 lb	6 lb	9 lb	12 lb	Sliced Thin Grill sliced onions until tender. Serve grilled onions over liver.

Liver & Onions (Liver & Onions)

	INGREDIENTS	SERVINGS 25	SERVINGS 50	SERVINGS 75	SERVINGS 100	INGREDIENT PREP	PREPARATION STEP
6							For Fresh Beef, Veal, and Lamb Cuts (Steaks, Roasts, Chops): Cook to internal temp of 145F/63C held for 15 sec.
7							CCP -- Maintain: Product held at >135F/57C Temperature should be taken every 2 hours during holding. *Maintaining at the proper temperature will present no food safety issue; long hot holding times can affect food quality.
8							Discard unused product.

Potato Mashed f/Inst Granules (Mashed Potatoes)



Health & Human Services



COOK METHOD	SERVING SIZE	ALLERGENS
Make	1/2 Cup	☐Contains: Potatoes, AllergenMilk, AllergenSoy

NUTRIENTS PER SERVING					
CALORIES	CARBOHYDRATES	PROTEIN	TOTAL FAT	CALCIUM	SODIUM
110 kcal	24 g	3 g	1.5 g	20 mg	125 mg

INGREDIENTS	SERVINGS 25	SERVINGS 50	SERVINGS 75	SERVINGS 100	INGREDIENT PREP	PREPARATION STEP
1 Water, Tap	1 3/4 Qt	3 1/2 Qt	1 Gal 2 Cup	1 Gal 5 Cup	Boiled	WASH HANDS before beginning preparation. SANITIZE surfaces & equipment. Heat Water to boil.
2 Potato, Mashed Granules Milk Free	1 lb 8 Oz	3 lb	4 lb 8 Oz	6 lb		Add Potato Flakes. Stir constantly using wire whip.
3 Margarine, Solids	1.5 Oz	2.5 Oz	4 Oz	5 Oz		Add Seasonings.
Salt, Iodized	1 tsp	2 tsp	1 Tbsp	1 Tbsp 1 tsp		
4						CCP -- Maintain >140F for only 4 hrs.
5						.CCP -- Cool: Product must reach 140F to 70F within 2 hrs and 70F to 40F within 4 hrs.
6						CCP -- Reheat: To internal temp of 165F held 15 sec within 1 hr - one time only.

Greens Mixed/Veg Base f/Frz (Steamed Buttered Greens)



Health & Human Services



COOK METHOD	SERVING SIZE	ALLERGENS
Steam	1/2 Cup	☐Contains: AllergenSoy, Celery, Garlic, Onion, Tomato, AllergenMilk, Carrots, Corn

NUTRIENTS PER SERVING					
CALORIES	CARBOHYDRATES	PROTEIN	TOTAL FAT	CALCIUM	SODIUM
40 kcal	4 g	3 g	2 g	125 mg	35 mg

INGREDIENTS	SERVINGS 25	SERVINGS 50	SERVINGS 75	SERVINGS 100	PREPARATION STEP
1					WASH HANDS before beginning preparation & SANITIZE surfaces & equipment.
2					Steam Vegetables until tender.
Greens, Mustard Frz	2 lb 8 Oz	5 lb	7 lb 8 Oz	10 lb	
Greens, Turnip Frz	2 lb 8 Oz	5 lb	7 lb 8 Oz	10 lb	
3					Add Margarine and Seasonings.
Margarine, Solids	1/4 Cup	1/2 Cup	3/4 Cup	1 Cup	
Base, Vegetable Paste LS G-F	1 1/2 tsp	1 Tbsp	1 Tbsp 2 tsp	2 Tbsp	
4					CCP -- Maintain: Product held at >135F/57C Temperature should be taken every 2 hours during holding. *Maintaining at the proper temperature will present no food safety issue; long hot holding times can affect food quality.
5					CCP -- Cool: Product must reach 135F/57C to 70F/21C within 2 hrs and 70F/21C to 40F/4C within 4 hrs.
6					CCP -- Reheat: To internal temperature of 165F/74C held for at least 15 seconds.

Banana Whole Fresh (Banana)




SERVING SIZE	ALLERGENS
1 each	<input type="checkbox"/> Contains: Bananas

NUTRIENTS PER SERVING					
CALORIES	CARBOHYDRATES	PROTEIN	TOTAL FAT	CALCIUM	SODIUM
100 kcal	26 g	2 g	0 g	10 mg	5 mg

INGREDIENTS	SERVINGS 25	SERVINGS 50	SERVINGS 75	SERVINGS 100	PREPARATION STEP
1					WASH HANDS before beginning preparation & SANITIZE surfaces & equipment.
2					Portion according to serving size.
3					Discard unused product.

Banana Whole Fresh (Banana)



Milk 1% 8 flz PC (1% Milk)

SERVING SIZE	ALLERGENS
8 fl. oz	<input type="checkbox"/> Contains: AllergenMilk

NUTRIENTS PER SERVING					
CALORIES	CARBOHYDRATES	PROTEIN	TOTAL FAT	CALCIUM	SODIUM
100 kcal	13 g	9 g	2.5 g	350 mg	110 mg

INGREDIENTS	SERVINGS 25	SERVINGS 50	SERVINGS 75	SERVINGS 100	PREPARATION STEP
1					WASH HANDS before beginning preparation & SANITIZE surfaces & equipment.
2					Portion according to serving size.
3					CCP -- Maintain <40F/4C.
4					Discard unused product.

Berries Mixed Fresh w/Whip Topping (Fresh Berries w/Whip Topping)



Health & Human Services



SERVING SIZE	ALLERGENS
1 Cup	☐Contains: Strawberry, AllergenSoy, Blueberry, Raspberry

NUTRIENTS PER SERVING					
CALORIES	CARBOHYDRATES	PROTEIN	TOTAL FAT	CALCIUM	SODIUM
80 kcal	14 g	2 g	3.5 g	20 mg	10 mg

INGREDIENTS	SERVINGS 25	SERVINGS 50	SERVINGS 75	SERVINGS 100	PREPARATION STEP
1 Blueberries, Fresh	1 lb 14 Oz	3 lb 12 Oz	5 lb 10 Oz	7 lb 8 Oz	WASH HANDS before beginning preparation & SANITIZE surfaces & equipment.
2 Strawberries, Fresh	1 lb 14 Oz	3 lb 12 Oz	5 lb 10 Oz	7 lb 8 Oz	WASH ALL PRODUCE under cool, running water. Drain well. Wash blueberries the day of service. Do not prep in advance.
3 Raspberries, Red Fresh	1 lb 14 Oz	3 lb 12 Oz	5 lb 10 Oz	7 lb 8 Oz	Remove tops and hulls from strawberries and cut into quarters.
3 Topping, Whip Non-Dairy Bag Frz	12 Oz	1 lb 8 Oz	2 lb 3 Oz	2 lb 15 Oz	
4					Mix all berries together and portion into 4z tulip cups and top with a dollop of whipped cream on top.
5					CCP -- Maintain <40F/4C; discard unused product.

Chicken Salad Stuffed Tomato (Chicken Salad Stuffed Tomato)



Health & Human Services



COOK METHOD	SERVING SIZE	ALLERGENS
Chill	12 Oz	☐ Contains: Tomato, Cucumber, Allergen Sulphites, Carrots, Lemon, Chicken, Allergen Eggs, Celery, Allergen Wheat, Allergen Milk, Citrus, Allergen Soy

NUTRIENTS PER SERVING					
CALORIES	CARBOHYDRATES	PROTEIN	TOTAL FAT	CALCIUM	SODIUM
290 kcal	11 g	21 g	19 g	75 mg	210 mg

INGREDIENTS	SERVINGS 25	SERVINGS 50	SERVINGS 75	SERVINGS 100	INGREDIENT PREP	PREPARATION STEP
1 Tomato, Fresh	25 each	50 each	75 each	100 each		WASH HANDS before beginning preparation & SANITIZE surfaces & equipment. Prepare Chicken Salad per separate recipe.
2 Lettuce, Green Leaf	1 lb 8 Oz	3 lb	4 lb 8 Oz	6 lb	Trimmed	Cut tomatoes into 8 wedges 3/4 of the way through from the core end leaving the bottom of the tomato intact. Gently open the wedges of the tomato to allow for the salad to be stuffed inside.
Cucumber, Fresh	1 lb 10 Oz	3 lb 4 Oz	4 lb 14 Oz	6 lb 8 Oz	Sliced 1/4" Halved	
Carrot, Baby Whole Fresh	1 lb 12 Oz	3 lb 8 Oz	5 lb 4 Oz	7 lb		
3 Chicken Salad w/Egg & Celery	6 lb 4 Oz	12 lb 8 Oz	18 lb 12 Oz	25 lb		Arrange 1-2 lettuce leaves on plate as a base. Place a tomato in the center of the plate. Place 1 #8 scoop of Chicken Salad in center of tomato. Garnish with 1.5 oz. of carrots & 1.5 oz. of cucumber.
4						CCP -- Maintain <40F/4C.

Chicken Salad w/Egg & Celery (Chicken Salad)

COOK TEMP	COOK METHOD	SERVING SIZE	ALLERGENS
0.0 °F	Chill	1/2 Cup	☐Contains: AllergenSulphites, Lemon, AllergenEggs, Celery, AllergenSoy, Chicken, Citrus, Tomato

NUTRIENTS PER SERVING					
CALORIES	CARBOHYDRATES	PROTEIN	TOTAL FAT	CALCIUM	SODIUM
190 kcal	2 g	15 g	14 g	20 mg	135 mg

INGREDIENTS	SERVINGS 25	SERVINGS 50	SERVINGS 75	SERVINGS 100	INGREDIENT PREP	PREPARATION STEP	
1						WASH HANDS before beginning preparation & SANITIZE surfaces & equipment.	
2	Egg Boiled Hard Whole RTS	5.26 each	10.53 each	15.79 each	21.05 each	Diced	Combine all ingredients. Toss well. *Chill in refrigerator. Maintain Eggs <40F.
	Mayonnaise, Bulk	1 1/4 Cup	2 1/2 Cup	3 3/4 Cup	1 1/4 Qt		
3	Chicken, Meat Pulled Ckd	2 lb 9 Oz	5 lb 2 Oz	7 lb 11 Oz	10 lb 4 Oz		CCP -- Maintain <40F/4C; discard unused product.
	Celery, Fresh	14 Oz	1 lb 12 Oz	2 lb 10 Oz	3 lb 8 Oz	Diced	
	Dressing, French Bulk	1/3 Cup	2/3 Cup	1 Cup	1 1/3 Cup		
	Pepper, White	1/4 tsp	3/4 tsp	1 tsp	1 1/4 tsp		
	Juice, Lemon RTS	3 tsp	1 Tbsp 2 tsp	2 Tbsp 2 tsp	3 Tbsp 2 tsp		

Bread Banana Whole Grain PC (Whole Grain Banana Bread)



Health & Human Services



SERVING SIZE		ALLERGENS
1 each	☐Contains: AllergenWheat, Bananas, AllergenEggs, AllergenMilk, AllergenSoy	

NUTRIENTS PER SERVING					
CALORIES	CARBOHYDRATES	PROTEIN	TOTAL FAT	CALCIUM	SODIUM
180 kcal	31 g	3 g	6 g	20 mg	180 mg

INGREDIENTS	SERVINGS 25	SERVINGS 50	SERVINGS 75	SERVINGS 100	PREPARATION STEP
1					WASH HANDS before beginning preparation & SANITIZE surfaces & equipment.
2					Prepare product as per package instructions.
3					Portion according to serving size.
4					CCP -- Maintain <40F/4C.
5					Discard unused product.

Milk 1% 8 flz PC (1% Milk)

SERVING SIZE	ALLERGENS
8 fl. oz	<input type="checkbox"/> Contains: AllergenMilk

NUTRIENTS PER SERVING					
CALORIES	CARBOHYDRATES	PROTEIN	TOTAL FAT	CALCIUM	SODIUM
100 kcal	13 g	9 g	2.5 g	350 mg	110 mg

INGREDIENTS	SERVINGS 25	SERVINGS 50	SERVINGS 75	SERVINGS 100	PREPARATION STEP
1					WASH HANDS before beginning preparation & SANITIZE surfaces & equipment.
2					Portion according to serving size.
3					CCP -- Maintain <40F/4C.
4					Discard unused product.

Meatloaf No Sauce (Meatloaf)



COOK TIME	COOK TEMP	COOK-END TEMP	COOK METHOD	SERVING SIZE	ALLERGENS
90 Min	325.0 °F	160 °F	Bake	3 Oz	☐Contains: Beef, Garlic, AllergenEggs, AllergenWheat, AllergenMilk, Onion

NUTRIENTS PER SERVING						
CALORIES	CARBOHYDRATES	PROTEIN	TOTAL FAT	CALCIUM	SODIUM	
240 kcal	5 g	16 g	17 g	75 mg	160 mg	

INGREDIENTS	SERVINGS 25	SERVINGS 50	SERVINGS 75	SERVINGS 100	INGREDIENT PREP	PREPARATION STEP
1						WASH HANDS before beginning preparation & SANITIZE surfaces & equipment.
Onion, Yellow	1/4 Cup	1/2 Cup	3/4 Cup	1 Cup	Chopped Fine	Combine ingredients and mix on low speed until blended. Do not over mix.
Bread White	6 slice	12 slice	18 slice	24 slice	Day-Old Cubes	
Beef, Ground 80-85/20-15 Raw	6 lb	12 lb	18 lb	24 lb		
2 Egg, Liquid Frz	1 Cup	2 Cup	3 Cup	1 Qt		
Milk, 2% Bulk	2 Cup	1 Qt	1 1/2 Qt	2 Qt		
Salt, Iodized	1/2 tsp	1 tsp	1 1/2 tsp	2 tsp		
Pepper, Black Ground	1 tsp	2 tsp	1 Tbsp	1 Tbsp 1 tsp		
Garlic, Powder	1 tsp	2 tsp	1 Tbsp	1 Tbsp 1 tsp		

Meatloaf No Sauce (Meatloaf)

INGREDIENTS	SERVINGS 25	SERVINGS 50	SERVINGS 75	SERVINGS 100	INGREDIENT PREP	PREPARATION STEP
Paprika	1 tsp	2 tsp	1 Tbsp	1 Tbsp 1 tsp		
Parsley, Dried	1/2 tsp	1 tsp	1 1/2 tsp	2 tsp		
3						Press mixture into loaf pans, or form loaves on 18x26" baking sheet 22" long and 4" wide. Chill until ready to cook.
4						For Ground Meat (Beef, Pork, Veal, Lamb) and Meat Mixtures: Cook to internal temp of 160F/71C held for 3 minutes.
5						Drain fat. Let stand a few minutes before slicing. Portion into 3 oz pieces.
6						CCP -- Maintain: Product held at >135F/57C Temperature should be taken every 2 hours during holding. *Maintaining at the proper temperature will present no food safety issue; long hot holding times can affect food quality.
7						CCP -- Cool: Product must reach 135F/57C to 70F/21C within 2 hrs and 70F/21C to 40F/4C within 4 hrs.
8						CCP -- Reheat: To internal temperature of 165F/74C held for at least 15 seconds.
9						Note: 2 cups frozen egg product = 10 shell eggs.

Potato Mashed f/Inst Granules (Mashed Potatoes)



Health & Human Services



COOK METHOD	SERVING SIZE	ALLERGENS
Make	1/2 Cup	☐Contains: Potatoes, AllergenMilk, AllergenSoy

NUTRIENTS PER SERVING					
CALORIES	CARBOHYDRATES	PROTEIN	TOTAL FAT	CALCIUM	SODIUM
110 kcal	24 g	3 g	1.5 g	20 mg	125 mg

INGREDIENTS	SERVINGS 25	SERVINGS 50	SERVINGS 75	SERVINGS 100	INGREDIENT PREP	PREPARATION STEP
1 Water, Tap	1 3/4 Qt	3 1/2 Qt	1 Gal 2 Cup	1 Gal 5 Cup	Boiled	WASH HANDS before beginning preparation. SANITIZE surfaces & equipment. Heat Water to boil.
2 Potato, Mashed Granules Milk Free	1 lb 8 Oz	3 lb	4 lb 8 Oz	6 lb		Add Potato Flakes. Stir constantly using wire whip.
3 Margarine, Solids	1.5 Oz	2.5 Oz	4 Oz	5 Oz		Add Seasonings.
3 Salt, Iodized	1 tsp	2 tsp	1 Tbsp	1 Tbsp 1 tsp		
4						CCP -- Maintain >140F for only 4 hrs.
5						.CCP -- Cool: Product must reach 140F to 70F within 2 hrs and 70F to 40F within 4 hrs.
6						CCP -- Reheat: To internal temp of 165F held 15 sec within 1 hr - one time only.

Spinach & Kale Saute f/Fresh (Sauteed Greens & Garlic)



COOK TIME	COOK METHOD	SERVING SIZE	ALLERGENS
15 Min	Saute	1/2 Cup	☐Contains: Garlic, Spinach

NUTRIENTS PER SERVING					
CALORIES	CARBOHYDRATES	PROTEIN	TOTAL FAT	CALCIUM	SODIUM
40 kcal	5 g	4 g	2 g	175 mg	220 mg

INGREDIENTS	SERVINGS 25	SERVINGS 50	SERVINGS 75	SERVINGS 100	INGREDIENT PREP	PREPARATION STEP	
1						WASH HANDS before beginning preparation & SANITIZE surfaces & equipment.	
2	Oil, Vegetable	2 Tbsp	1/4 Cup	1/3 Cup	1/2 Cup	Saute Garlic, in Oil over medium heat. DO NOT brown.	
	Garlic, Whole Fresh	2 tsp	1 Tbsp 2 tsp	2 Tbsp 1 tsp	3 Tbsp		Minced
3	Spinach, Fresh	4 lb	8 lb	12 lb	16 lb	Add Spinach & Kale; saute just until tender. Season with Salt & Pepper.	
	Kale, Fresh	2 lb	4 lb	6 lb	8 lb		Chopped
	Salt, Iodized	1 1/2 tsp	1 Tbsp	1 Tbsp 2 tsp	2 Tbsp		
	Pepper, Black Ground	1 tsp	2 tsp	1 Tbsp	1 Tbsp 1 tsp		

Spinach & Kale Saute f/Fresh (Sauteed Greens & Garlic)



	INGREDIENTS	SERVINGS 25	SERVINGS 50	SERVINGS 75	SERVINGS 100	INGREDIENT PREP	PREPARATION STEP
4							CCP -- Maintain: Product held at >135F/57C Temperature should be taken every 2 hours during holding. *Maintaining at the proper temperature will present no food safety issue; long hot holding times can affect food quality.
5							CCP -- Cool: Product must reach 135F/57C to 70F/21C within 2 hrs and 70F/21C to 40F/4C within 4 hrs.
6							CCP -- Reheat: To internal temperature of 165F/74C held for at least 15 seconds.

Kiwi & Strawberries f/Fresh (Kiwi & Strawberries)

COOK METHOD	SERVING SIZE	ALLERGENS
Chill	1/2 Cup	<input type="checkbox"/> Contains: Strawberry

NUTRIENTS PER SERVING					
CALORIES	CARBOHYDRATES	PROTEIN	TOTAL FAT	CALCIUM	SODIUM
40 kcal	10 g	1 g	0 g	30 mg	5 mg

INGREDIENTS	SERVINGS 25	SERVINGS 50	SERVINGS 75	SERVINGS 100	PREPARATION STEP
1 Kiwi, Medium Fresh	15.63 each	31.25 each	46.88 each	62.5 each	WASH HANDS before beginning preparation. SANITIZE surfaces & equipment. Wash Strawberries and drain. Remove stem. Slice Strawberries. Peel and slice Kiwi. Combine fruit to serve.
Strawberries, Fresh	1 1/2 Qt	3 1/8 Qt	1 Gal 1 Cup	1 Gal 4 Cup	
2					CCP - Maintain <40F.

Gravy Brown f/Mix (Brown Gravy)

COOK METHOD	SERVING SIZE	ALLERGENS
Boil	2 fl. oz	☐Contains: AllergenWheat, AllergenSoy, AllergenMilk

NUTRIENTS PER SERVING					
CALORIES	CARBOHYDRATES	PROTEIN	TOTAL FAT	CALCIUM	SODIUM
20 kcal	4 g	1 g	0.5 g	10 mg	300 mg

INGREDIENTS	SERVINGS 25	SERVINGS 50	SERVINGS 75	SERVINGS 100	PREPARATION STEP	
1					WASH HANDS before beginning preparation & SANITIZE surfaces & equipment.	
2	Gravy Mix, Brown Dry	5.5 Oz	11 Oz	1 lb 0 Oz	1 lb 6 Oz	Follow package directions for preparation. Heat until product reaches 165F/74C held for 15 sec.
	Water, Tap	1 1/2 Qt	3 1/8 Qt	1 Gal 1 Cup	1 Gal 4 Cup	
3					CCP -- Maintain: Product held at >135F/57C Temperature should be taken every 2 hours during holding. *Maintaining at the proper temperature will present no food safety issue; long hot holding times can affect food quality.	
4					CCP -- Cool: Product must reach 135F/57C to 70F/21C within 2 hrs and 70F/21C to 40F/4C within 4 hrs.	
5					CCP -- Reheat: To internal temperature of 165F/74C held for at least 15 seconds.	

Milk 1% 8 flz PC (1% Milk)

SERVING SIZE	ALLERGENS
8 fl. oz	<input type="checkbox"/> Contains: AllergenMilk

NUTRIENTS PER SERVING					
CALORIES	CARBOHYDRATES	PROTEIN	TOTAL FAT	CALCIUM	SODIUM
100 kcal	13 g	9 g	2.5 g	350 mg	110 mg

INGREDIENTS	SERVINGS 25	SERVINGS 50	SERVINGS 75	SERVINGS 100	PREPARATION STEP
1					WASH HANDS before beginning preparation & SANITIZE surfaces & equipment.
2					Portion according to serving size.
3					CCP -- Maintain <40F/4C.
4					Discard unused product.



MEAL PATTERNS

Standard meal patterns have been provided as a guide showing food components, serving sizes and minimum servings per meal needed to meet general nutritional guidelines for Older Americans.

If an adjustment is made to a meal, it is important to make sure all components in the standard meal pattern are served. Appropriate substitutions for food components can be found on the substitution lists.

Standard Breakfast Meal Pattern

Food components	Serving Size	Minimum Servings per meal
Milk, fluid: Low-fat (1%) or fat-free milk, unflavored or flavored	8 fl oz	1 serving
Meat/meat alternates Lean meat, poultry, or fish	1 oz	1 serving
Cheese	1 oz	
Cottage cheese	¼ cup	
Egg, large	1 each	
Cooked dry beans or peas	¼ cup	
Peanut butter, soy nut butter, or other nut or seed butters	2 TBSP	
Yogurt or soy yogurt, plain or flavored	4 oz or ½ cup	
Fruit (Fresh or packed in juice)	½ c or 1 small piece	1 serving
Grains	1 oz	2 servings
Whole grain rich (WGR) or enriched bread or bread product, e.g., biscuit, roll, or muffin	1 slice bread= 1oz 1 small roll= 1oz	
WGR, enriched or fortified cooked breakfast cereal	½ cup	
WGR, enriched, or fortified ready-to-eat (RTE) breakfast cereal (dry, cold)	1 cup	

Based on USDA Child and Adult Care Food Program 2022

Standard Lunch and Supper Meal Pattern

Food Components	Serving Size	Minimum servings per meal
Milk, fluid: Low-fat (1%) or fat-free milk, unflavored or flavored	8 fl oz	1 serving
Meat/meat alternates Lean meat, poultry, or fish	3 oz	1 serving
Tofu, soy products,	3 oz	
Cheese	2 oz	
Cottage cheese	3/4 cup	
Egg, large	1 each	
Cooked dry beans or peas	3/4 cup	
Peanut butter, soy nut butter, or other nut or seed butters	4 TBSP	
Peanuts, soy nuts, tree nuts, or seeds	1 1/2 oz	
Yogurt or soy yogurt, plain or flavored	8 oz or 1 cup	
Vegetables	1/2 cup	2 servings
Fruits	1/2 cup or 1 small piece	1 serving
Grains	1 oz	2 servings
Whole grain rich (WGR) or enriched bread or bread product, e.g., biscuit, roll, or muffin	1 slice bread or 1 small roll	
WGR, pasta or rice	1/2 cup pasta 1/2 cup rice	



CARBOHYDRATE CONTENT

An outline of the typical carbohydrate content of meals has been provided as a resource to answer potential participant questions related to the amount of carbohydrate in the meals served. The amount of carbohydrates per serving is based on the typical meal patterns used for menu planning. Participants who are diabetic may ask for this information. The charts provided include food components, serving sizes, and grams of carbohydrate per serving.

Carbohydrate Content Breakfast

15g= 1 Carbohydrate Exchange

Food components	Serving Size	Carbohydrates per serving
Milk: Low-fat (1%) or fat-free milk, unflavored or flavor	8 fl oz	15 g
Meat/meat alternates Lean meat, poultry, or fish	1 oz	None
Cheese	1 oz	
Cottage cheese	1 oz	
Egg, large	1 each	
Cooked dry beans or peas	N/A	
Peanut butter, soy nut butter, or other nut or seed butters	4 TBSP	
Yogurt or soy yogurt, plain or flavored, unsweetened or sweetened	1 c	
Fruit (Fresh or juice packed)	½ c or 1 small piece	15 g
Grains	2 oz served each meal	30 g
Whole grain rich (WGR) or enriched bread or bread product, e.g., biscuit, roll, or muffin	1 slice bread= 1oz 1 small roll= 1oz	
WGR, enriched or fortified cooked breakfast cereal	1/2c cooked cereal = 1oz	
WGR, enriched, or fortified ready-to-eat (RTE) breakfast cereal (dry, cold)	1 c= 1 oz	
Total Per Meal (average)		60 g= 4 Exchanges

Carbohydrate Content Lunch and Dinner

15g= 1 Carbohydrate Exchange

Food Components	Serving Size	Carbohydrate s per serving
Milk, fluid: Low-fat (1%) or fat-free milk, unflavored or flavored	8 fl oz	15g
Meat/meat alternates Lean meat, poultry, or fish	3 oz	None
Cheese	3 oz	
Cottage cheese	$\frac{3}{4}$ c	
Egg, large	2 each	
Cooked dry beans or peas	$\frac{1}{2}$ c	
Peanut butter, soy nut butter, or other nut or seed butters	4 TBSP	
Yogurt or soy yogurt, plain or flavored, unsweetened or sweetened	1 c	
Vegetables	$\frac{1}{2}$ c	5g
Fruits (Fresh or juice packed)	$\frac{1}{2}$ c or 1 small piece	15g
Grains	2 oz served each meal	30g
WGR or enriched bread or bread product, e.g., biscuit, roll, or muffin	1 slice bread= 1 oz 1 small roll= 1 oz	
WGR, pasta or rice	$\frac{1}{2}$ c pasta= 1 oz $\frac{1}{2}$ c rice= 1 oz	
Total Per Meal (average)		65g= 4 Exchanges



MILK ALTERNATIVES

Milk or milk alternatives are required to meet nutritional needs of older adults as outlined in the Dietary Guidelines for Americans 2020-2025 and to meet Dietary Reference Intakes (DRIs). This reference is provided to clarify food items and serving sizes that meet the dairy requirement.

MILK ALTERNATIVES

The daily dairy recommendation for Older Americans is 3 cups of Dairy (or equivalent). Below is a list of 1 cup dairy equivalents. Reduced fat or low-fat choices are recommended.

Fortified soy milk and yogurt with added calcium, vitamin A, and vitamin D are a part of the Dairy Group. This is because their nutritional content is like dairy milk and yogurt.

Other products sold as “milks” but made from plants like almond, rice, coconut, oat, and hemp “milks” may have calcium. But they are not a part of the Dairy Group because their nutrition content is not like dairy milk and fortified soy milk

Amount that Counts as 1 Serving in the Dairy Group		
MILK	Milk, (1%-2%), white and flavored	8oz
	Milk, (skim), white and flavored	8oz
	Milk, (whole), white and flavored	8oz
	Buttermilk, low-fat	8oz
	Evaporated Milk	4oz
	Soy Milk, Calcium Fortified	8oz
	Dry Milk, Reconstituted	8oz
	Lactose Free Milk	8oz
YOGURT	Yogurt, plain, nonfat	8oz
	Yogurt, plain, low-fat	8oz
	Yogurt, soy, plain	8oz
	Yogurt, Greek, plain, low-fat	8oz
	Yogurt, Greek, plain, nonfat	8oz
CHEESE	Hard cheese (cheddar, mozzarella, swiss, parmesan)	1 ½ oz
	Shredded Cheese	1/3 cup
	Processed Cheese (American)	1 oz
	Ricotta Cheese	½ cup
	Cottage Cheese	2 cups
OTHER	Kefir, plain, low-fat	1 cup



SUBSTITUTION LISTS

Substitution lists are intended to be used in the case where menu adjustments are needed for specific items based on short term product outages or production changes.

SUBSTITUTION LISTS

Substitution lists are intended to be used in the case where menu adjustments are needed for specific items based on short term product outages or production changes.

To ensure substitutions are appropriate and meet the nutritional needs of participants served please follow these general guidelines:

- Milk should be low-fat (1%) or fat-free, unflavored is recommended.
- Vegetable servings include fresh, frozen, canned, rehydrated, or pasteurized 100 percent full-strength vegetable juice.
- The sodium content of vegetables can be reduced by serving fresh, frozen or no added salt products.
- A serving of cooked vegetables must be drained.
- Serving a variety of colors of vegetables throughout the week increases the nutritional value of meals served.
- Fruit Juice must be 100% juice to count as a fruit serving.
- Canned fruit is recommended purchased in extra light syrup. Light syrup, water or juice are also acceptable.
- The choice of fruit served should be adjusted based on service delivery style. For home delivered meals whole fruits may be preferred over fruits such as apple slices.
- Grain substitutions should be Whole Grain Rich products (whole grains, enriched grains, bran, and germ).
- Low sugar cereals should be used.
- Low sodium, low fat meat choices are recommended.
- Salads should be made with dark green lettuce selections such as romaine, kale, spinach, and spring mix.
- Salad dressing should be reduced calorie.
- Substitutions should be similar cooking methods. For example, substituting chicken for beef in a BBQ recipe is an acceptable substitution. Substituting scalloped potatoes for rosemary potatoes is not an acceptable substitution because the scalloped potatoes are much higher in fat, calories, and sodium.

SUBSTITUTION LISTS

BREADS AND STARCHES:

1oz serving.

Please note meal pattern requires 2oz per meal to meet requirements.

WG= Whole Grain Rich

Food Item	1oz Serving
Whole Wheat Bread	1 slice
Rye Bread	1 slice
Oatmeal Bread	1 slice
Raisin Bread	1 slice
Pumpernickel Bread	1 slice
WG Bagel	½ each
WG English Muffin	½ each
WG Hot Dog Bun	½ each
WG Hamburger Bun	½ each
WG Pita 6 inch	1 each
WG Tortilla 6 inch	1 each
WG Roll, small	1 each
WG Breadsticks	1 each
Graham Crackers 2-1/2" square	3 each
Animal Crackers	8 each
WG soda crackers	6 each
WG cooked cereal	½ cup
WG cold cereal	1 cup
WG granola	¼ cup
WG Biscuit 2 ½ inch	1 each
WG Muffin, small 1oz	1 each
WG Pancake 4 inch	2 each
WG Waffle, 4 ½ inch	1 each
Cornbread 2 inch	1 each
Granola Bar	1 each
WG Cooked Pasta	½ cup
WG Cooked Rice	½ cup

SUBSTITUTION LISTS

MEAT AND MEAT ALTERNATES:

Please note lunch meal pattern requires 3oz per meal.

Breakfast pattern requires 1oz per meal to meet requirements.

Food Item	Serving Size
Round Steak	3oz
Sirloin	3oz
Flank Steak	3oz
Beef Tenderloin	3oz
Ground Beef (90 to 95% recommended)	3oz
Chipped Beef	3oz
Pork (tenderloin, roast, chops, cutlets)	3oz
Ground Turkey	3oz
Ground Chicken	3oz
Fresh or Frozen Fish	3oz
Tuna or Salmon (canned in water)	3oz
Crab, Lobster, Scallops, Shrimp, Clams	3oz
Cottage Cheese (reduced sodium recommended)	½ cup
Reduced sodium turkey or chicken sausage	3oz
Reduced sodium bacon or turkey bacon	3oz
Chicken (baked, broiled, roasted without skin)	3oz
Turkey (baked, broiled, roasted without skin)	3oz
Reduced sodium lunchmeat	3oz
Egg substitute	3oz
Egg	3 each
Mozzarella Cheese	3oz
Liver (serve rarely due to high cholesterol item)	3oz
Tofu	4oz
Peanut Butter	4 TBSP

SUBSTITUTION LISTS

VEGETABLES

Standard Serving Size:

½ cup cooked

½ cup juice

1 cup raw

Food Item	Good Source Vitamin A	Good Source Vitamin C
Asparagus		
Beans (green, wax, Italian)		
Beets		
Broccoli	X	X
Brussels Sprouts		X
Cooked Cabbage		
Carrots	X	
Cauliflower		X
Egg Plant		
Potatoes		
Yams/Sweet Potatoes	X	
Pumpkin	X	X
Red Peppers	X	X
Collard Greens	X	
Mustard Greens	X	
Turnip Greens	X	X
Cooked Mushrooms		
Okra		
Onions		
Pea Pods		
Green Peppers		X
Rutabaga		
Spinach (1/2c cooked, 1c raw)	X	X
Summer Squash	X	X
Tomato (One Large)		X
Reduced Sodium Tomato Juice		X
Turnip		
Water Chestnuts		
Zucchini (1/2c cooked, 1c raw)		
Raw Cabbage		X
Celery		
Cucumber		
Dark Green Lettuce (Romaine, field greens)	X	X

SUBSTITUTION LISTS

FRUITS

Canned fruit is recommended to be purchased in juice, or extra light syrup.

Light syrup and water are also acceptable.

Food Item- Fresh, Frozen or Canned	Serving Size	Good Source Vitamin A	Good Source Vitamin C
Apple, Raw, 2-inch diameter	1 each		
Applesauce	½ cup		
Apricots, Raw, Medium	4 each	X	
Apricots, Canned	½ cup or 4 halves	X	
Banana, 9 inches long	½ each		
Blackberries, Raw	¾ cup		X
Blueberries, Raw	¾ cup		
Cantaloupe, Cubes	1 cup	X	X
Cherries, Large Raw	12 each		
Cherries, Canned	½ cup		
Fruit Cocktail, Canned	½ cup		
Grapefruit, Medium	½ each		X
Grapefruit, Canned	¾ cup		X
Grapes, Small	15 each		
Honeydew Melon, Cubes	1 cup		X
Kiwi, Large	1 each		
Mandarin Oranges	½ cup		
Mango, Small	½ each	X	
Nectarine, 1 ½ inch	1 each		X
Orange, 2 ½ inch	1 each		X
Papaya	1 cup		X
Peaches, Raw	1 each or ¾ cup	X	
Peaches, Canned	½ cup or 2 halves	X	
Pear, Raw, small	1 each		
Pear, Canned	½ cup or 2 halves		
Pineapple, Raw	¾ cup		X
Pineapple, Canned	½ cup		X
Plum, Raw 2 inch	2 each		

SUBSTITUTION LISTS

FRUITS

Fruit juice must be 100% juice to meet requirements.

Food Item- Fresh, Frozen or Canned	Serving Size	Good Source Vitamin A	Good Source Vitamin C
Raspberries, Raw	1 cup		X
Strawberries, Raw Whole	1 cup		X
Tangerine, 2 ½ in	2 each		X
Watermelon Cubes	1 cup		
Food Item- Juice	Serving Size	Good Source Vitamin A	Good Source Vitamin C
Apple Juice	½ cup		
Apple Cider	½ cup		
Cranberry Juice Cocktail	1/3 cup		
Grapefruit Juice	½ cup		X
Grape Juice	1/3 cup		
Orange Juice	½ cup		X
Pineapple Juice	½ cup		X
Prune Juice	1/3 cup		
Food Item- Dried Fruit	Serving Size	Good Source Vitamin A	Good Source Vitamin C
Apple Rings	4 each		
Apricot, Halves	7 each		
Dates, Medium	10 each		
Figs	10 each		
Prunes, Medium	3 each		
Raisins	2 TBSP		



PRODUCTION GUIDES

Production guides are intended as a resource to help staff cooking and serving to produce and serve foods in portion sizes to meet the menu requirements.

Production Guides

GUIDE TO BAKING PAN YIELDS

PAN	SIZE	YIELD	CUT	USED FOR
Full Sheet or Cake Pan	18 x 26 x 1 18 x 26 x 2	80 - 2 x 2-1/2" pieces (5lb. cake mix)	8 x 10	Cakes, bar cookies, oven baking
Half Sheet	18 x 13 x 1	40 - 2 x 2-1/2" pieces	8 x 5	Cakes, bar cookies, oven baking
Baking Pan	13-1/2 x 23 x 2	50 - 2 x 2-1/2" pieces	10 x 5	Cakes, gelatin
Baking Pan	11 x 16 x 2	32 - 2 x 2-1/2" pieces	4 x 8	Cakes, gelatin
Loaf Pan	4 x 5 x 2-1/2	10 - 1/2-inch pieces	10	Baked pureed items, quick breads
Loaf Pan	16 x 5 x 4	10 - 1/2-inch pieces	16	Angel food cake, meatloaf, quick breads
Prepared Entrées	96 oz	16 - 6 oz portions	4 x 4	Prepared entrée items

Production Guides

GUIDE TO PORTION CONTROL EQUIPMENT

SPOODLE SIZE	LADLE SIZE	SCOOP SIZE	APPROX.NO. SERVINGS PER QUART	PART OF CUP	NO. OF OUNCES	COMMON USE
6 oz.	6 oz.	No. 6	6	3/4	6 oz.	Soups, casseroles, creamed dishes
4 oz.	4 oz.	No. 8	8	1/2	4 oz.	Mashed potatoes, vegetables, fruits, dressings, potatoes, starches, pureed meat with bread
N/A	N/A	No. 10	10	2/5	3-1/2 oz.	Sandwich fillings. Pureed egg and toast
3 oz.	N/A	No. 12	12	1/3	3 oz.	Salads
2 oz.	2 oz.	No. 16	16	1/4	2 oz.	Meat balls, drop biscuits, muffins, cupcakes
N/A	N/A	No. 20	20	1/5	1-3/4 oz.	Sauces, cookies, drop biscuits
N/A	N/A	No. 24	24	1/8	1-1/2 oz.	Toppings, cookies, drop biscuits
N/A	1 oz.	No. 30	30	2 Tbs.	1 oz.	Gravy, salad dressings, sauces, cookies, toppings
N/A	N/A	No. 40	40	1 Tbs.	1/2 oz.	Cookies, toppings, salad dressings, cranberry sauce

Production Guides

GUIDE TO CAN SIZES

Can Size (Industry term)	Approximate net weight or fluid measure	Approximate cups per can	Number of portions	Principal products
No. 10	6lb-7 lb. 5 oz	12 - 13	25	Institutional size for fruits, vegetables
No. 5 Squat	4 lb-4-1/4 lb.	8	16 - 20	Institutional size for canned fish, sweet potatoes
No. 3 Cyl	46 Fl oz or 51 oz	5-1/4	10 - 12	Fruit and vegetable juices, condensed soups
No. 2-1/2	26 - 30 oz	3-1/2	5 - 7	Fruits, some vegetables
No. 2	18 Fl oz or 20 oz	2-1/2	5	Juices, fruits, ready-to-serve soups
No. 303	1 lb.	2	4	Fruits, vegetables, ready-to-serve soups
No. 300	14 - 16 oz	1-3/4	3 - 4	Some fruits and meat products
No. 1	10-1/2 - 12 oz	1-1/4	2 - 3	Condensed soups
8 oz	8 oz	1	2	Ready-to-serve soups, fruits, vegetables



NOTES

